

**Administrative Board Meeting of
UTAH LOCAL GOVERNMENTS TRUST**

Friday, October 22, 2021 11:30am
Utah Local Governments Trust – Board Room
55 South Highway 89, North Salt Lake, UT 84054

AGENDA

- I. Call to order
- II. Minutes – Motion to Approve
- III. Closed Session: Discuss Pending or Threatened Litigation
- IV. Approval of Board Compensation, Executive Committee Compensation, Per Diem – Motion to Approve
- V. Interlocal Cooperation Act
 - a. Trust Bylaws, Policies and Procedures – Motion to Approve
 - b. Personnel Administration – Motion to Approve
- VI. Capital Adequacy
- VII. Workers Compensation Rate Study
- VIII. Profitability
- IX. Performance and Discussion
 - Exhibit 1: Financial Snapshot
 - Exhibit 2: Member Composition
 - Exhibit 3: Market Penetration
 - Exhibit 4: Membership Growth
 - Exhibit 5: Claim Frequency
 - Exhibit 6: Claim Count
 - Exhibit 7: Claim Severity
 - Exhibit 8: Online Training
 - Exhibit 9: Loss Prevention
 - Exhibit 10: Investments – Motion to Approve
 - Exhibit 11: Financials – Motion to Approve
 - Exhibit 12: Claims Performance Overview
 - Exhibit 13: Pharmacy Report

Exhibit 14: Medical Bill Management

- X. Disbursements – Motion to Approve
 - a. Administration
 - b. Payroll 1
 - c. Payroll 2
 - d. CSS General Auto/Liability
 - e. CSS Property/Auto
 - f. CSS Workers Compensation
 - g. Vision
 - h. Escrow
 - i. PTIF
- XI. Fraud Risk Assessment
- XII. Trust Internal Accounting Controls – Motion to Approve
- XIII. Approval of 2022 Preliminary Budget – approval of final budget, December 10, 2021 – Motion to Approve
- XIV. Public Comment Session – Limited to 3 minutes per comment
- XV. Other Business

2021 TENTATIVE DATES AND TIMES

- Friday, December 10, 2021 2:00pm – Board Meeting, 5:00pm – Board Dinner

**MINUTES OF THE AUGUST 26th, 2021 at 11:30PM
ADMINISTRATIVE BOARD MEETING
OF THE UTAH LOCAL GOVERNMENTS TRUST**

Board Members Present:

- | | | |
|------------------------------|----------------------------|---------------------------------|
| 1. Todd S. Beutler | 5. Bradley M. Powell | 8. Commissioner G. Thomas Tripp |
| 2. Mayor Robert M. Hale | 6. Pamela A. Roberts | |
| 3. Mayor Stephanie L. Miller | 7. Christopher F. Robinson | |
| 4. Shawn B. Milne | | |

Board Members Absent:

1. Mayor Kenneth Neilsen (joined via phone)
2. David Zook (joined via phone)

Staff Present:

Steven A. Hansen
Mike Stagg

General Counsel:

A. Craig Hale, Attorney at Law, Hale & Wood, LLP

1. ORDER

Board Chair, Christopher Robinson called the meeting to order at 11:40am on Thursday, August 26, 2021.

2. MINUTES APPROVAL

Motion to approve the minutes of the meeting of the Administrative Board of the Utah Local Governments Trust held May 13, 2021, was made by Bradley Powell and seconded by Mayor Stephanie Miller. Motion passed unanimously.

3. CLOSED SESSION: DISCUSS PENDING OR THREATENED LITIGATION

Closed session not required.

4. APPOINTMENT OF BUDGET OFFICER

Motion to approve the appointment of Jody Pettet as Budget Officer of Utah Local Governments Trust was made by Todd Beutler and seconded by Pamela Roberts. Motion passed unanimously.

5. APPOINTMENT OF PROCUREMENT OFFICER

Motion to approve the appointment of Brady Loveland as Procurement Officer of Utah Local Governments Trust was made by Pamela Roberts and seconded by Shawn Milne. Motion passed unanimously.

6. ACKNOWLEDGEMENT OF PERSONAL USE OF UTAH LOCAL GOVERNMENTS TRUST TECHNOLOGY AND DEVICES

Motion to approve the Acknowledgement of Personal Use of Utah Local Governments Trust Technology and Devices was made by Pamela Roberts and seconded by Bradley Powell. Motion passed unanimously.

7. TRUST LEADERSHIP FOUNDATION

Motion to ratify the creation of the Trust Leadership Foundation that includes as Directors: Steven Hansen, Jody Pettet, Mike Stagg and Officers: Steven Hansen, President and Jody Pettet, Secretary/Treasurer was made by Mayor Robert Hale and seconded by Shawn Milne. Motion passed unanimously.

8. PARTNERSHIP WITH GEORGETOWN LAW ACTIVE BYSTANDERSHIP FOR LAW ENFORCEMENT (ABLE Utah) PROJECT

Steven Hansen introduced, explained, and led a discussion on the Active Bystander for Law Enforcement (ABLE Utah) Project. Motion to approve the Partnership with Georgetown Law Active Bystandership for Law Enforcement (ABLE Utah) Project was made by Bradley Powell and seconded by Todd Beutler. Motion passed unanimously.

9. OPEN AND PUBLIC MEETINGS ACT TRAINING

Craig Hale provided training on the Open and Public Meetings Act. Moving forward, each Administrative Board Meeting of Utah Local Governments Trust will have a standing agenda item for a public comment session, with a limit of three (3) minutes per comment. All Trust Board Members have completed the yearly Open and Public Meetings Act Training. Mike will send certificates of completion.

10. PERFORMANCE AND DISCUSSION

Steven Hansen reviewed details of each performance metric:

- a. Exhibit 1: Financial Snapshot
- b. Exhibit 2: Member Composition
- c. Exhibit 3: Market Penetration
- d. Exhibit 4: Membership Growth
- e. Exhibit 5: Claim Frequency
- f. Exhibit 6: Claim Count
- g. Exhibit 7: Claim Severity
- h. Exhibit 8: Online Training
- i. Exhibit 9: Loss Prevention
- j. Exhibit 10: Investments
- k. Exhibit 11: Financials
- l. Exhibit 12: Claims Performance Overview

Motion to approve the Trust investments, financials and disbursements for the period ending July 31, 2021 was made by Todd Beutler and seconded by Pamela Roberts. Motion passed unanimously.

11. OTHER BUSINESS

Mayor Stephanie Miller asked about board training in 2022. Steven Hansen would like to have the board attend the ABLE conference in August 2022.

12. MOTION TO ADJOURN

A motion to adjourn the August 26, 2021 Administrative Board Meeting of Utah Local Governments Trust was made by Mayor Robert Hale and seconded by Pamela Roberts at 12:51pm. Motion passed unanimously.

2021 TENTATIVE DATES AND TIMES

- Friday, October 22, 2021 – Board Meeting, 11:30am
- Friday, December 10, 2021 – Board Meeting 2:00pm, Dinner 5:00pm

Sincerely,

A handwritten signature in black ink, appearing to read "Steve", written in a cursive style.

Steven A. Hansen, CEO

RESOLUTION

**A RESOLUTION AUTHORIZING BOARD MEMBER TO RECEIVE
COMPENSATION FOR SERVICE ON THE BOARD OF DIRECTORS
OF THE UTAH LOCAL GOVERNMENTS TRUST**

WHEREAS, _____ (“Board Member”) is serving as a member of the board of directors (the “Board”) for the Utah Local Governments Trust (the “Trust”), an interlocal agency formed pursuant to Utah Code Section 11-13-101, et. seq.; and

WHEREAS, _____ (“Governing Body”), pursuant to section 11-13-403(1)(e), after reviewing the duties and responsibilities of Board Member’s service on the Board has determined that Board Member’s receipt of compensation for services rendered to the Board are appropriate.

THEREFORE, after discussion in a public meeting held _____, it is hereby:

RESOLVED, by Governing Body that Board Member’s receipt of compensation in the amount of \$300.00 per Board meeting attended, and, if applicable, \$150.00 for any executive committee attended is hereby approved, together with the value of any group insurance benefits received by virtue of Board Member’s service on the Board.

ADOPTED AND APPROVED this ____ day of _____, 20__.

ATTEST:

6040-0000

25 - Board of Directors Fees and Expenses
BUDGET 2022

	Per Financials			PRELIMINARY
	<u>YTD 08/31/21</u>	<u>\$ Projected</u>		<u>BUDGET 2022</u>
Directors Fees and Expenses	2,008	2,008		
			2,008	
Items not included in YTD - (For details see support document 25.1)				
Chris Robinson Compensation	1,050	1,650		3,750
Life Benefits	1,833	2,797		2,894
Todd Beutler Compensation	1,200	2,100		3,750
Life Benefits	1,833	2,797		2,894
Stephanie Miller Compensation	1,200	2,100		3,750
Life Benefits	1,833	2,797		2,894
Shawn Milne Compensation	1,050	1,950		3,750
Life Benefits	1,833	2,797		2,894
Robert Hale Compensation	900	1,500		3,000
Life Benefits	916	1,399		1,447
Kenneth Neilson Compensation	900	1,500		3,000
Life Benefits	1,833	2,797		2,894
Bradley Powell Compensation	900	1,500		3,000
Life Benefits	916	1,399		1,447
Pam Roberts Compensation (Paid directly to WFWR)	900	1,500		3,000
Life Benefits	0	0		0
George Tripp Compensation	900	1,500		3,000
Life Benefits	0	0		0
David Zook Compensation	900	1,500		3,000
Life Benefits	868	1,833		2,894
Gary Hatch Compensation	750	750		0
Life Benefits	1,125	1,125		0
Craig Butters Compensation	0	0		0
Life Benefits	225	225		0
	23,864	25.1	37,515	25.1
				53,255
				25.1
Total Year-To-Date	25,872			
Total Projected		39,524		
Additional estimated other				36,745
Total Estimated Budget Amount				90,000

25.1 - Board of Directors Fees and Expense

2021 Estimated	30039	Board Chair	30026	Ex Comm Mmbr 1	3136
		Chris Robinson		Todd Beutler	
January		225.05		225.05	
February		225.05		225.05	
March		225.05		225.05	
April		225.05		225.05	
May		225.05		225.05	
June		225.05		225.05	
July		236.25		236.25	
August		246.01		246.01	
	8/31/21	1,832.56		1,832.56	
September		241.13		241.13	
October		241.13		241.13	
November		241.13		241.13	
December		241.13		241.13	
Life Benefits Projected		\$ 2,797.08		\$ 2,797.08	

COMPENSATION

March		300.00		450.00	
AGRiP		-		-	
May		300.00		300.00	
August		450.00		450.00	
	8/31/21	1,050.00		1,200.00	
October		300.00		450.00	
December		300.00		450.00	
Compensation Projected		\$ 1,650.00		\$ 2,100.00	

Total 8/31/21	\$ 2,882.56		\$ 3,032.56		\$ 3,032.56
Total Projected		\$ 4,447.08		\$ 4,897.08	

20212Budget	Board Chair	Ex Comm Mmbr 1
	Chris Robinson	Todd Beutler
Annual Executive Mtgs-5	\$ 750.00	\$ 750.00
Annual Board Mtgs-5	1,500.00	1,500.00
Other Conferences	1,500.00	1,500.00
Total Compensation	\$ 3,750.00	\$ 3,750.00
Tota Annual Life Benefits	\$ 2,893.56	\$ 2,893.56
Total	\$ 6,643.56	\$ 6,643.56

2021 Estimated	Ex Comm Mmbr 2	30120	Ex Comm Mmbr 3
	Stephanie Miller		Shawn Miline
January	225.05		225.05
February	225.05		225.05
March	225.05		225.05
April	225.05		225.05
May	225.05		225.05
June	225.05		225.05
July	236.25		236.25
August	246.01		246.01
8/31/21		1,832.56	
September	241.13		241.13
October	241.13		241.13
November	241.13		241.13
December	241.13		241.13
Life Benefits Projected	\$ 2,797.08		\$ 2,797.08

COMPENSATION

March	450.00		300.00
AGRiP	-		-
May	300.00		300.00
August	450.00		450.00
8/31/21		1,050.00	
October	450.00		450.00
December	450.00		450.00
Compensation Projected	\$ 2,100.00		\$ 1,950.00

Total 8/31/21		\$ 2,882.56	
Total Projected	\$ 4,897.08		\$ 4,747.08

2021 Budget	Ex Comm Mmbr 3	Board Member 2
	Stephanie Miller	Shawn Miline
Annual Executive Mtgs-5	\$ 750.00	\$ 750.00
Annual Board Mtgs-5	1,500.00	1,500.00
Other Conferences	1,500.00	1,500.00
Total Compensation	\$ 3,750.00	\$ 3,750.00
Tota Annual Life Benefits	\$ 2,893.56	\$ 2,893.56
Total	\$ 6,643.56	\$ 6,643.56

25.1 - Board of Directors Fees and Expense

2021 Estimated	30118	Board Member 1 Robert Hale	30043	Board Member 2 Kenneth Neilson	30041
January		112.53		225.05	
February		112.53		225.05	
March		112.53		225.05	
April		112.53		225.05	
May		112.53		225.05	
June		112.53		225.05	
July		118.12		236.25	
August		123.00		246.01	
8/31/21	916.30		1,832.56		916.30
September		120.56		241.13	
October		120.56		241.13	
November		120.56		241.13	
December		120.56		241.13	
Life Benefits Projected		\$ 1,398.54		\$ 2,797.08	

COMPENSATION

March		300.00		300.00	
AGRiP		-		-	
May		300.00		300.00	
August		300.00		300.00	
8/31/21	900.00		900.00		900.00
October		300.00		300.00	
December		300.00		300.00	
Compensation Projected		\$ 1,500.00		\$ 1,500.00	

Total 8/31/21	\$ 1,816.30		\$ 2,732.56		\$ 1,816.30
Total Projected		\$ 2,898.54		\$ 4,297.08	

20212Budget	Board Member 1 Robert Hale	Board Member 3 Kenneth Neilson
Annual Executive Mtgs-5	\$ -	\$ -
Annual Board Mtgs-5	1,500.00	1,500.00
Other Conferences	1,500.00	1,500.00
Total Compensation	\$ 3,000.00	\$ 3,000.00
Tota Annual Life Benefits	\$ 1,446.72	\$ 2,893.56
Total	\$ 4,446.72	\$ 5,893.56

25.1 - Board of Directors Fees and Expense

2021 Estimated	Board Member 3 Bradley Powell	17310	Board Member 4 Pam Roberts	30189	Board Member 5 George T. Tripp
January	112.53		-		-
February	112.53		-		-
March	112.53		-		-
April	112.53		-		-
May	112.53		-		-
June	112.53		-		-
July	118.12		-		-
August	123.00		-		-
8/31/21		-		-	
September	120.56		-		-
October	120.56		-		-
November	120.56		-		-
December	120.56		-		-
Life Benefits Projected	\$ 1,398.54		\$ -		\$ -

COMPENSATION

March	300.00		300.00		300.00
AGRiP	-		-		-
May	300.00		300.00		300.00
August	300.00		300.00		300.00
8/31/21		900.00		900.00	
October	300.00		300.00		300.00
December	300.00		300.00		300.00
Compensation Projected	\$ 1,500.00		\$ 1,500.00		\$ 1,500.00

Total 8/31/21 \$ 900.00

Total Projected	\$ 2,898.54		\$ 1,500.00		\$ 1,500.00
------------------------	--------------------	--	--------------------	--	--------------------

20212Budget	Board Member 4 Bradley Powell	Board Member 6 Pam Roberts	Board Member 5 George T. Tripp
Annual Executive Mtgs-5	\$ -		
Annual Board Mtgs-5	1,500.00	1,500.00	1,500.00
Other Conferences	1,500.00	1,500.00	1,500.00
Total Compensation	\$ 3,000.00	\$ 3,000.00	\$ 3,000.00
Tota Annual Life Benefits	\$ 1,446.72	\$ -	\$ -
Total	\$ 4,446.72	\$ 3,000.00	\$ 3,000.00

25.1 - Board of Directors Fees and Expense

2021 Estimated	30188	Board Member 6 <u>David Zook</u>	751	Termed <u>Gary Hatch</u>	30040
January				225.05	
February				225.05	
March				225.05	
April				225.05	
May				225.05	
June				-	
July		625.95		-	
August		242.11		-	
	8/31/21	868.06		1,125.25	225.05
September		241.13		-	
October		241.13		-	
November		241.13		-	
December		241.13		-	
Life Benefits Projected		\$ 1,832.58		\$ 1,125.25	

COMPENSATION

March		300.00		450.00	
AGRiP				-	
May		300.00		300.00	
August		300.00		-	
	8/31/21	900.00		750.00	-
October		300.00		-	
December		300.00		-	
Compensation Projected		\$ 1,500.00		\$ 750.00	

Total 8/31/21			\$ 1,875.25		\$ 225.05
Total Projected		\$ 3,332.58		\$ 1,875.25	

20212Budget	Board Member 6 <u>David Zook</u>	Board Chair <u>Gary Hatch</u>
Annual Executive Mtgs-5		\$ -
Annual Board Mtgs-5	1,500.00	-
Other Conferences	1,500.00	-
Total Compensation	\$ 3,000.00	\$ -
Tota Annual Life Benefits	\$ 2,893.56	\$ -
Total	\$ 5,893.56	\$ -

2021 Estimated	Termed		Total
	Craig Buttars		
January	225.05	\$	1,800.41
February	-	\$	1,575.36
March	-	\$	1,575.36
April	-	\$	1,575.36
May	-	\$	1,575.36
June	-	\$	1,350.31
July	-	\$	2,043.44
August	-	\$	1,718.16
8/31/21			13,213.76
September	-	\$	1,687.90
October	-	\$	1,687.90
November	-	\$	1,687.90
December	-	\$	1,687.90
Life Benefits Projected	\$ 225.05	\$	19,965.36
			19,965.36
			-
COMPENSATION			
March	-	\$	3,750.00
AGRiP	-	\$	-
May	-	\$	3,300.00
August	-	\$	3,600.00
8/31/21			10,650.00
October	-	\$	3,450.00
December	-	\$	3,450.00
Compensation Projected	\$ -	\$	17,550.00
			17,550.00
			-
Total 8/31/21			\$ 23,863.76
			25.1
Total Projected	\$ 225.05	\$	37,515.36
			37,515.36
			(37,515.36)
			-
			-
20212Budget			
	Ex Comm Mmbr 2		
	Craig Buttars		Total
Annual Executive Mtgs-5	\$ -	\$	3,000.00
Annual Board Mtgs-5	-	\$	12,000.00
Other Conferences	-	\$	12,000.00
Total Compensation	\$ -	\$	27,000.00
Tota Annual Life Benefits	\$ -	\$	17,361.24
Total	\$ -	\$	53,254.80
			25.1

ARTICLES OF ASSOCIATION
AND BY-LAWS

OF

UTAH LOCAL GOVERNMENTS TRUST

ARTICLES I - OFFICES

The principal office of the Trust in the State of Utah shall be located in the City of Salt Lake, County of Salt Lake. The Trust may have other offices, either within or without the State of Utah as the board of Directors may designate or as the business of the Trust may from time to time require.

ARTICLE II - MEMBERS

1. ANNUAL MEETING.

The annual meeting of the members shall be held once each year at a date and time convenient to the members set by the Board of Directors, to elect Directors and to transact other business as may come before the meeting.

2. SPECIAL MEETINGS.

Special meetings of the members, for any purpose or purposes, may be called by the Directors.

3. PLACE OF MEETING.

The Directors may designate any place within the State for any annual meeting of the members or for any special meeting of the members called by the Directors.

4. NOTICE OF MEETING.

All meeting of the members shall be held according to the Utah Open and Public Meetings Act. Written or printed notice of the meeting shall be sent to each member stating the place, day and hour of the meeting. If mailed, such notice will be deemed to be delivered when deposited in the United States mail, addressed to the member at its address as it appears on the record books of the Trust, with postage thereon prepaid.

5. QUORUM.

At any meeting of the members duly called, those present shall constitute a quorum.

6. VOTING.

Each member entitled to vote according to the terms and provisions of the Interlocal agreement and these by-laws shall be entitled to one vote. In the election of the Board of Directors members shall only vote for those nominated to represent the same type of entity as the member. City members shall vote only for the seats on the Board reserved to Cities and like wise County and Special Districts shall only vote in the election for seats on the Board representing their types of entities. All elections for Directors shall be decided by plurality vote; all other questions shall be decided by majority vote except as otherwise provided by the Interlocal Agreement or the laws of this State.

7. INFORMAL ACTION BY MEMBERS.

Unless otherwise provided by law, any action required to be taken at a meeting of the members, or any other action which may be taken at a meeting of the members, may be taken without a meeting, if a consent in writing, setting forth the action is provided. The action shall be signed by all of the members entitled to vote with respect to the subject matter thereof.

ARTICLE III - BOARD OF DIRECTORS

1. GENERAL POWERS.

The business and affairs of the Trust shall be managed by its Board of Directors. The Directors shall always act as a Board, and they may adopt such rules and regulations for the conduct of their meetings and the management of the Trust, as they may deem proper, not inconsistent with these by-laws or the Interlocal Agreement. The Board shall choose from among its members a chairperson who shall also be a member of the Executive Committee.

2. NUMBER, TENURE AND QUALIFICATIONS.

The Trust shall be governed and administered by a Board of Directors consisting of up to fifteen Directors. Ten of the Directors shall be elected by the general membership -- four of the Directors shall be elected officials of participating Cities or Towns, three of the Directors shall be elected officials from participating Counties, and three of the Directors shall be from participating Special Districts. The remaining five Directors may be chosen by the Board of Directors. No more than five Directors may be appointed by the Board of Directors. All elections or appointments of Directors shall be held in conjunction with the Annual Meeting.

Each Director shall hold office for a term of four years. A term of a Director shall begin as of the Annual Meeting at which he or she is elected or appointed and expire on the date of the Annual Meeting four years later. The terms shall be staggered so that one

Director from each group is elected each year. In the event a member of the Board ceases to be an elected official before the end of the Director's term or resigns, the remaining members of the Board will appoint a person qualified to serve until the next Annual Meeting.

3. REGULAR MEETINGS.

The Directors may provide, by resolution, the time and place for the holding of regular meetings without other notice than such resolution. All meeting of the Board shall be held according to the Utah Open and Public Meeting Act.

4. SPECIAL MEETINGS.

Special meetings of the Directors may be called by or at the request of the Executive Director or any two Directors. The person or persons authorized to call special meetings of the Directors may fix the place for holding any special meeting of the Directors called by them.

5. NOTICE.

Notice of any special meeting shall be given at least one day previously thereto by written notice delivered personally, or by facsimile, or mailed to each Director at the Director's address. If mailed such notice shall be deemed to be delivered when deposited in the United States mail so addressed, with postage thereon prepaid. A meeting of the Board of Directors may be held by telephone conference call or other electronic means if all Directors agree. The attendance of a Director at a meeting shall constitute a waiver of notice of the meeting, except where a Director attends a meeting for the express purpose of objecting to the transaction of any business because the meeting is not lawfully called or convened.

6. QUORUM.

At any meeting of the Directors, a majority of the total number of the Directors shall constitute a quorum for the transaction of business, but if less than said number is present at a meeting, a majority of the Directors present may adjourn the meeting from time to time without further notice.

7. MANNER OF ACTING.

The act of the majority of the Directors present at a meeting at which a quorum is present shall be the act of the Directors.

8. REMOVAL OF DIRECTORS.

Any or all of the Directors may be removed for cause by vote of the members or by action of the Board. Directors may be removed without cause only by vote of the members.

10. RESIGNATION.

A Director may resign any time by giving written notice to the Board, or the Executive Director of the Trust. Unless otherwise specified on the notice, the resignation shall take effect upon receipt of it by the Board or such officer, and the acceptance of the resignation shall not be necessary to make it effective.

11. COMPENSATION.

No compensation shall be paid to the Directors, as such, for their services, but by resolution of the Board a fixed sum and expenses for actual attendance at each regular or special meeting of the Board may be authorized.

12. PRESUMPTION OF ASSENT.

A Director of the Trust who is present at a meeting of the Directors at which action on any Trust matter is taken shall be presumed to have assented to the action taken unless the Director's dissent shall be entered in the minutes of the meeting or unless the Director file a written dissent to such action with the person acting as the Secretary of the meeting before the adjournment thereof or shall forward such dissent by registered mail to the Secretary of the Trust immediately after the adjournment of the meeting. Such right to dissent shall not apply to a Director who voted in favor of such action.

13. EXECUTIVE AND OTHER COMMITTEES.

The Board, by resolution, may designate from among the Directors an Executive Committee and other committees, each consisting of three or more Directors. Each such committee shall serve at the pleasure of the Board.

ARTICLE IV - OFFICERS

1. NUMBER.

The officers of the Trust shall be an Executive Director, Secretary, and Treasurer, each of whom shall be elected by the Directors. Such other officers and assistant officers as may be deemed necessary may be elected or appointed by the Directors.

2. ELECTION AND TERM OFFICE.

Each officer shall hold office until the officer's successor shall have been duly elected and shall have qualified or until the officer's death or until the officer shall resign or shall have been removed in the manner hereinafter provided.

3. REMOVAL.

Any officer or agent elected or appointed by the Directors may be removed by the Directors whenever in their judgment the best interests of the Trust would be served thereby, but such removal shall be without prejudice to the contract right, if any, of the person so removed.

4. EXECUTIVE DIRECTOR.

The Executive Director shall be the principal executive officer of the Trust and, subject to the control of the Directors, shall have general supervision and control of all of the business and affairs of the Trust. He may sign, with the Secretary or any other proper officer of the Trust authorized by the Directors, any official documents for the Trust which the Directors have authorized to be executed, except in cases where the signing and execution thereof shall be expressly delegated by the Directors or by these by-laws to some other officer or agent of the Trust, or shall be required by law to be otherwise signed or executed; and in general shall perform all duties incident to the office of Executive Director and other duties as may be prescribed by the Directors from time to time.

5. SECRETARY.

The Secretary shall keep the minutes of the members' and director' meetings in one or more books provided for that purpose, see that all notices are duly given according to the provisions of these by-laws or as required, be custodian of the corporate records and of the seal of the Trust and keep a register of each member, and perform all duties incident to the office of Secretary and other duties as from time to time may be assigned him by the Executive Director or by the Board of Directors.

6. TREASURER.

If required by the Directors, the Treasurer shall give a bond for the faithful discharge of the Treasurer's duties in such sum and with such surety of sureties as the Directors shall determine. The Treasurer shall have charge and custody of and be responsible for all funds and securities of the Trust that are received and give receipts for moneys due and payable to the Trust from any source whatsoever, and deposit all such moneys in the name of the Trust in such banks, trust companies, or other depositories selected in accordance with these by-laws and perform all of the duties incident to the office of Treasurer and such other duties as from time to time may be assigned to him by the Executive Director or by the Directors.

ARTICLE V - CONTRACTS, CHECKS AND DEPOSITS

1. CONTRACTS.

The Directors may authorize any officer or officers, agent or agents, to enter into any contract or execute and deliver any instrument in the name of and on behalf of the Trust, and such authority may be general or confined to specific instances.

2. LOANS.

No loans shall be contracted on behalf of the Trust and no evidences of indebtedness shall be issued in its name unless authorized by a resolution of the Directors. Such authority may be general or confined to specific instances.

3. CHECKS, DRAFTS, ETC.

All checks, drafts, or other orders for the payment of money, notes, or other evidences of indebtedness issued in the name of the Trust, shall be signed by such officer or officers, agent or agents of the Trust and in such manner as shall from time to time be determined by resolution of the Directors.

4. DEPOSITS.

All funds of the Trust not otherwise employed shall be deposited from time to time to the credit of the Trust in such banks, trust companies, or other depositories as the Treasurer and Executive Director may select, but only according to the Utah State Money Management Act for governmental entities.

ARTICLE VI - FISCAL YEAR

The fiscal year of the Trust shall begin on the 1st day of January of each year.

ARTICLE VII - AMENDMENTS

These by-laws may be amended by a vote of the Board of Directors at any meeting when the proposed amendment has been set out in the notice of such meeting.

Updated 10/26/2001

RESOLVED that Article III, paragraph 2 of the Articles of Association and By Laws be amended to delete the language indicated as being struck through as follows:

The Trust shall be governed and administered by a Board of Directors consisting of up to fifteen Directors. Ten of the Directors shall be elected by the general membership--four of the Directors shall be elected officials of participating Cities or Towns, three of the Directors shall be elected officials from participating counties -three of the Directors shall be from participating special districts. The remaining five Directors may be chosen by the Board of Directors. No more than five Directors may be appointed by the Board of Directors. All elections or appointments of Directors shall be held in conjunction with the Annual Meeting.

Each Director shall hold office for a term of four years. A term of a Director shall begin as of the Annual Meeting at which he or she is elected or appointed and expire on the date of the Annual Meeting four years later. ~~No Director shall hold office for more than eight years whether as an elected or appointed Director.~~ The terms shall be staggered so that one Director from each group is elected each year. In the event a member of the Board ceases to be an elected official before the end of the Director's term or resigns, the remaining members of the Board will appoint a person qualified to serve until the next Annual Meeting.

Updated 10/26/2001

October 8, 2021

Mr. Steven A. Hansen
Chief Executive Officer
Utah Local Governments Trust
55 South Highway 89
North Salt Lake, Utah 84054

Mr. Hansen:

The Utah Local Governments Trust (ULGT) asked Aon to review its financial position with regard to the appropriate level of surplus, and the attendant options. We understand that during 2015, ULGT adopted a target benchmark loss reserves-to-net position ratio of 1-to-1. This letter provides the benchmark loss-reserves-to-net position ratios and the suggested net position, using the adopted target ratio and data as of December 31, 2020. ULGT also requested we review its expense ratio, relative to industry benchmarks. This review is also included in this letter.

Summary of Conclusions

ULGT's net position as of December 31, 2020 was \$83.4 million, compared to a target amount of \$62.2 million, resulting in discretionary funds of \$21.2 million ($=\$83.4 - \62.2 million). ULGT may release a portion of the discretionary funds as dividends or premium relief credit. However, we are observing macroeconomic uncertainty and increasing excess insurance premiums that are affecting the public sector. To mitigate the risk associated with this uncertainty and rising costs, it would be prudent to defer any dividends and reevaluate ULGT's financial position over the next three to five years.

ULGT's expense ratio of 19% compares favorably to the industry benchmarks of about 25%. This indicates that ULGT's operations are efficient relative to the insurance industry and other comparable pools.

These conclusions are discussed below.

Loss Reserves-to-Net Position Ratio

ULGT's historical loss-reserves-to-net position ratios are shown in Exhibit 1, page 1, as are the corresponding ratios for commercial insurers and comparable self-insured pools. (Net position is known as "surplus" for commercial insurers.) Similar information by coverage is shown on Exhibit 1, page 2. Based on our work with many pools, we believe loss reserves should be no more than 2 to 3 times the net position. However, as discussed in our report *Financial Benchmarking as of December 31, 2015* (the "Benchmarking Report", report dated December 2, 2016), it may be prudent for ULGT to maintain a more conservative ratio of 1-to-1.

Suggested Net Position

As noted in the Benchmarking Report, ULGT considered segregating the liability program net position, with a portion being designated as "discretionary" (discussed below), and the remainder being (theoretically) "earmarked" to supplement the workers compensation program. We define discretionary funds as the difference between the actual and target net position amounts.

As shown in Exhibit 2, we calculated ULGT's financial position assuming the following benchmark ratios:

- Net premium-to-net position: 1-to1
- Loss reserves-to-net position: 1-to-1

- Net position-to-SIR: 10-to-1

(The net premium-to-net position ratio and net position-to-SIR benchmark ratios are shown for information only, as ULGT adopted a target benchmark based on loss-reserves-to-net position.) Based on the adopted benchmark, the liability program has an “excess” net position (i.e., above the target ratio indicated amount) of \$27.9 million, while the workers compensation program has a *deficit* (i.e., below the target ratio indicated amount) of \$6.7 million. We suggest segregating the excess liability net position, with \$21.2 million being designated as “discretionary” funds (discussed below) and \$6.7 million being (theoretically) “earmarked” to supplement the workers compensation program. The property and other programs were assumed to be adequately funded. These results are summarized in Table 1 below, while the change from December 31, 2019 is provided in Table 2.

Table 1
Net Position as of December 31, 2020
\$Millions

Net Position (1)	Liability (2)	Workers Comp (3)	APD & Property (4)	Other (5)	Total (6)
(A) Indicated					
i) Actual	\$49.4	\$8.8	\$21.5	\$3.6	\$83.4
ii) <u>Adopted</u>	<u>21.6</u>	<u>15.5</u>	<u>21.5</u>	<u>3.6</u>	<u>62.2</u>
iii) Excess (Deficit)	\$27.9	(\$6.7)	\$0.0	\$0.0	\$21.2
(B) Suggested					
i) Discretionary Funds	\$21.2	\$0.0	\$0.0	\$0.0	\$21.2
ii) Held for WC	6.7	0.0	0.0	0.0	6.7
iii) <u>Other</u>	<u>21.6</u>	<u>8.8</u>	<u>21.5</u>	<u>3.6</u>	<u>55.5</u>
iv) Total	\$49.4	\$8.8	\$21.5	\$3.6	\$83.4

- Notes: 1. All amounts are from Exhibit 2.
2. A.ii, Columns (2) and (3) are based on a loss reserves-to-net position ratio of 1-to-1 and the reported outstanding claim liabilities in ULGT’s financial statements as of December 31, 2020.
3. A.ii, Columns (4) and (5) assume that these coverages are adequately funded.

Table 2
Change in Net Position
From December 31, 2019 to December 31, 2020
\$Millions

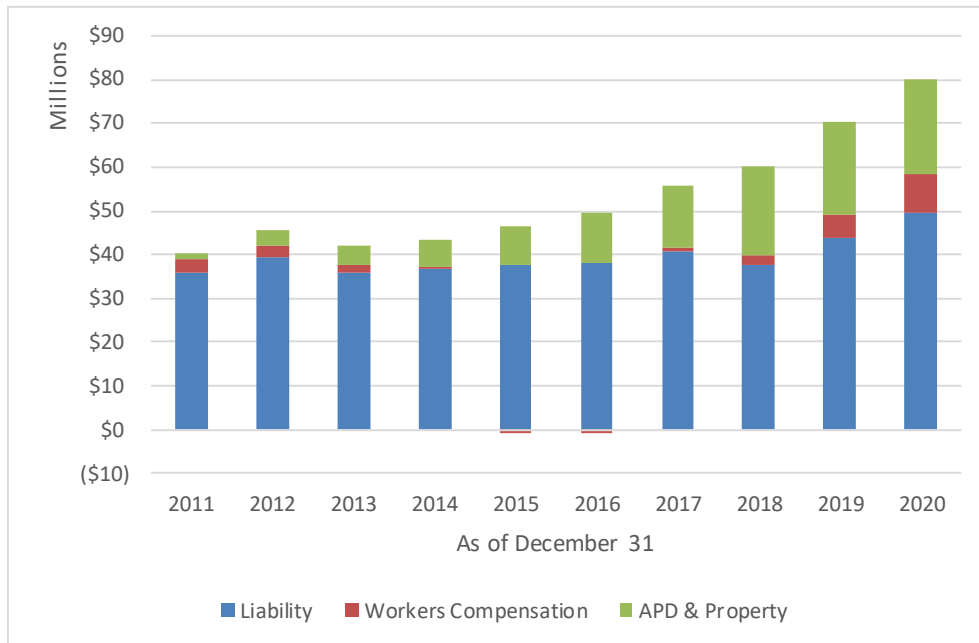
Net Position (1)	Liability (2)	Workers Comp (3)	APD & Property (4)	Other (5)	Total (6)
(A) Indicated					
i) Actual	\$8.0	\$0.9	\$1.8	(\$1.0)	\$9.7
ii) <u>Adopted</u>	<u>(2.7)</u>	<u>(0.7)</u>	<u>1.8</u>	<u>(1.0)</u>	<u>(2.6)</u>
iii) Excess (Deficit)	\$10.7	\$1.6	\$0.0	\$0.0	\$12.3
(B) Suggested					
i) Discretionary Funds	\$12.3	\$0.0	\$0.0	\$0.0	\$12.3
ii) Held for WC	(1.6)	0.0	0.0	0.0	(1.6)
iii) <u>Other</u>	<u>(2.7)</u>	<u>0.9</u>	<u>1.8</u>	<u>(1.0)</u>	<u>(1.0)</u>
iv) Total	\$8.0	\$0.9	\$1.8	(\$1.0)	\$9.7

Notes: Amounts are the difference between Table 1 and corresponding amounts as of December 31, 2019. The indicated excess net position increased by \$12.3 million from \$8.9 million as of December 31, 2019 to \$21.2 as of December 31, 2020. This change reflects favorable loss development and strong investment returns during 2020.

The net position of the automobile physical damage and property program has grown significantly since ULGT began writing these policies in 2010. As of December 31, 2020, this program had a net position of \$21.5 million compared to loss reserves of \$0.6 million, yielding a loss reserves-to-net position ratio of 0.029.

ULGT's net position by valuation year and program is provided in the following graph:

Graph 1
Net Position
As of December 31, 2011 to 2020



Release of Discretionary Funds

The discretionary funds may be used to accomplish one or several possibilities, as discussed in the Benchmarking Report. If the discretionary funds are released back to the members (e.g., as dividends or premium relief credit), then it is important that funds be released at a slow rate (over, for example, 5 to 10 years), as it takes a long time to rebuild surplus that has been prematurely released.

If the Board so decides, we suggest that the discretionary funds be released over time. The release of any such defined discretionary fund does not imply release of all these funds in one distribution. Each year's release should be considered as a stand-alone deliberation as of that year. Based on these considerations and UGLT's indicated discretionary funds of \$21.2 million as of December 31, 2020, ULGT may release a portion of the discretionary funds as dividends or premium relief credit. However, we are observing macroeconomic uncertainty and increasing excess insurance premiums that are affecting the public sector. To mitigate the risk associated with this uncertainty and rising costs, it would be prudent to defer any dividends and reevaluate ULGT's financial position over the next three to five years.

If at some point, ULGT's net position does not meet its financial targets, then funding could be increased in steps, gradually rebuilding the target surplus. We recommend ULGT review its financial position annually to ensure it maintains its target net position.

Expense Ratio

The expense ratio measures the percent of member contributions (net of reinsurance) used for all expenditures, other than losses and excess insurance/reinsurance. It is a measure of operating efficiency.

ULGT's expense ratio has been relatively stable in the last seven years, as shown on Exhibit 3, page 1. The 2020 expense ratio (excluding the "other" line of business) was 19%, which was somewhat lower than the corresponding benchmark ratios. We find most pools have expense ratios less than 30% and many maintain ratios in the 25% range.

Expense ratios are shown by coverage in Exhibit 3, page 2. These ratios reflect ULGT's allocation of its operating expenses (i.e., personnel, loss control, professional services, and facilities) among its coverages. During the past five years ULGT's liability and worker compensation expense ratios averaged 17% and 16%, respectively. Property's expense ratio has decreased since inception of the program in 2010. The 2020 ratio was 26%.

Actuarial Standard of Practice No. 55

Effective November 1, 2019, actuaries must adhere to *Actuarial Standard of Practice No. 55* (ASOP 55), which provides guidance to actuaries when performing services with respect to an evaluation of the resiliency of an insurer or self-insurance program (including public entity pools) through a capital adequacy assessment. Many of the required considerations were included in the Benchmarking Report as well as this review. For reference, a summary of ASOP 55 and selected required considerations are provided in Appendix A.

This report should not be viewed as conforming to ASOP 55 but provides a comparison of general standard financial ratios and a framework for the Trust to consider its financial position. To produce a report consistent with ASOP 55 would require a more robust analysis and Board deliberation.

Data & Limitations

The data provided by ULGT for this review consisted of its audited financial statements for the year ended December 31, 2020. We also relied on the corresponding reports as of December 31, 2011 through 2019 provided for our prior studies. The 2017 and prior financial statements included the net position, claim liabilities, revenues, and expenses by coverage, as well as assets and liabilities for all coverages combined. ULGT separately provided the 2018 through 2020 revenues, expenses, and change in net position by coverage, as this information was not included in the corresponding financial statements. We understand that starting at year-end 2018, ULGT allocates the total change in net position by coverage using the following distribution: liability 59.5%; workers compensation 35%; property 5%; and all other 0.5%. A summary of the data used in this review is provided in Exhibit 4.

For benchmarking purposes, we used publicly available financial information for commercial insurance companies. Although there are no other insurance companies or pools with financial, underwriting, and operating characteristics identical to ULGT, it is useful to compare ULGT to successful insurance companies with related characteristics. The industry statistics shown in this report were compiled from A.M. Best's BestLink database as of October 7, 2021. The "top 25" insurers were based on 2019 earned premium for affiliated and unaffiliated single companies.


In addition, we relied on information contained in the January 21, 2021 actuarial report Analysis of Loss and LAE Reserves as of December 31, 2020 prepared by Taylor-Walker Consulting, LLC. In particular, we used the "Background" section and Exhibit A in conducting our review.

In conducting this analysis, we relied upon the provided data without audit or independent verification; however, we reviewed it for reasonableness and consistency. Any inaccuracies in quantitative data or qualitative representations could have a significant effect on the results of our review and analysis. Any material discrepancies discovered in the data by ULGT or any other parties should be reported to us immediately, and if warranted, we will make appropriate amendments to the report.

◇ ◇ ◇ ◇ ◇

We appreciate the opportunity to be of service to ULGT and are available to answer any questions.

Aon, Inc.

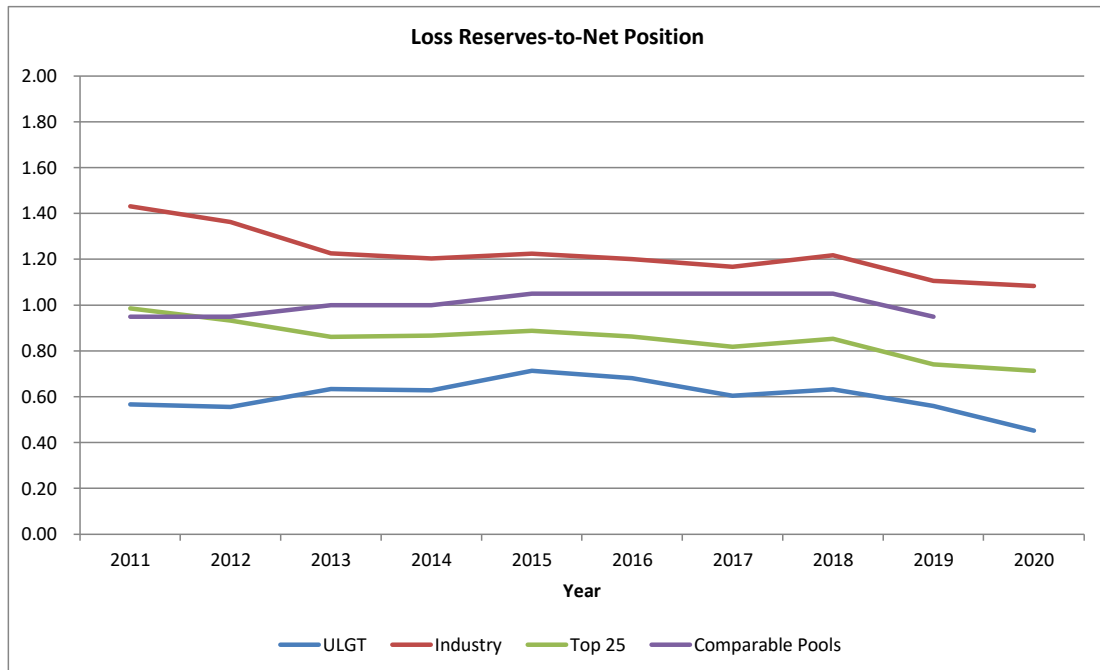
By 

Tracy Fleck, ACAS, MAAA
Senior Consultant and Actuary

X:\Clients\Actuarial\Utah Local Governments Trust\2020_12_31\Report\ULGT_NetPosition_100721.doc

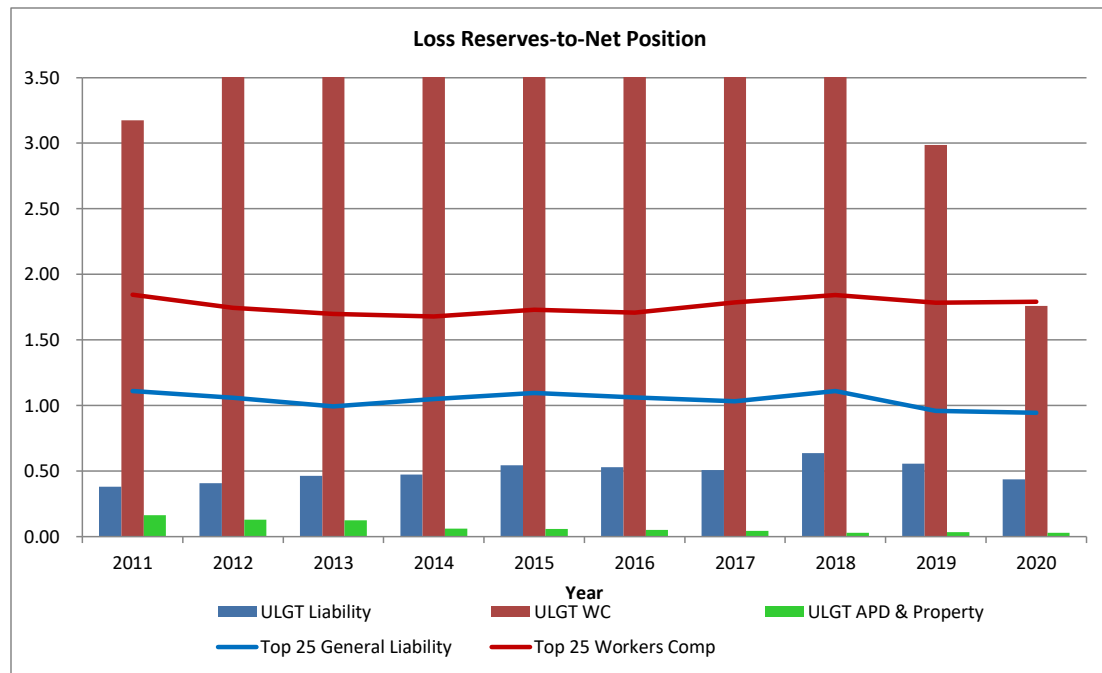
Loss Reserves-to-Net Position
ULGT Compared to Benchmarks

Year (1)	ULGT (2)	Industry (3)	Top 25 (4)	Comparable Pools (5)
2011	0.57	1.43	0.99	0.95
2012	0.55	1.36	0.93	0.95
2013	0.63	1.23	0.86	1.00
2014	0.63	1.20	0.87	1.00
2015	0.71	1.22	0.89	1.05
2016	0.68	1.20	0.86	1.05
2017	0.60	1.17	0.82	1.05
2018	0.63	1.22	0.85	1.05
2019	0.56	1.11	0.74	0.95
2020	0.45	1.08	0.71	N/A
Last 5 Target	0.59 1.00	1.16	0.80	1.03



Loss Reserves-to-Net Position
ULGT By Coverage

Year (1)	ULGT Liability (2)	Top 25 General Liability (3)	ULGT Workers Comp (4)	Top 25 Workers Comp (5)	ULGT APD & Property (6)
2011	0.38	1.11	3.17	1.84	0.16
2012	0.41	1.06	4.06	1.74	0.13
2013	0.46	0.99	6.50	1.70	0.12
2014	0.47	1.05	21.71	1.68	0.06
2015	0.54	1.09	9.99 *	1.73	0.06
2016	0.53	1.06	9.99 *	1.71	0.05
2017	0.51	1.03	17.08	1.79	0.04
2018	0.64	1.11	8.00	1.84	0.03
2019	0.55	0.96	2.99	1.78	0.03
2020	0.44	0.95	1.76	1.79	0.03
Last 5	0.53	1.02	N/A	1.78	0.04



* Ratio =999% if net position (i.e., "surplus") < \$0, consistent with the NAIC IRIS ratios.

Suggested Net Position
 As of December 31, 2020

	Liability (1)	Workers Comp (2)	APD & Property (3)	Other (4)	Total (5)
I. Actual Financial Position as of 12/31/20					
<i>Underlying Data</i>					
A. Net Position	\$49,439,119	\$8,825,519	\$21,541,252	\$3,584,297	\$83,390,187
B. Total Loss and LAE Reserves	\$21,573,953	\$15,524,705	\$626,935	\$5,000	\$37,730,593
C. 2020 Net Earned Premium	\$8,330,381	\$9,406,328	\$6,417,246	\$121,477	\$24,275,432
D. 2020 SIR	\$1,000,000	\$750,000	\$150,000		\$1,000,000
<i>Actual Ratios</i>					
E. Net Premium-to-Net Position [C / A]	0.17	1.07	0.30	0.03	0.29
F. Loss Reserves-to-Net Position [B / A]	0.44	1.76	0.03	0.00	0.45
G. Net Position-to-SIR [A / D]	49	12	144		83
II. Benchmark Financial Position as of 12/31/20					
<i>Benchmark Ratios</i>					
A. Net Premium-to-Net Position	1.00	1.00	N/A	N/A	
B. Loss Reserves-to-Net Position	1.00	1.00	N/A	N/A	
C. Net Position-to-SIR	10	10	N/A	N/A	
<i>Net Position Based on Benchmark Ratio</i>					
D. Net Premium-to-Net Position [I.C / II.A]	\$8,330,381	\$9,406,328	N/A	N/A	
E. Loss Reserves-to-Net Position [I.B / II.B]	\$21,573,953	\$15,524,705	N/A	N/A	
F. Net Position-to-SIR [I.D x II.C]	\$10,000,000	\$7,500,000	N/A	N/A	
G. Adopted Benchmark [E]	\$21,573,953	\$15,524,705	\$21,541,252	\$3,584,297	\$62,224,207
H. Indicated Excess (Deficit) [I.A - II.G]	\$27,865,166	(\$6,699,186)	\$0	\$0	\$21,165,980
III. Suggested Financial Position as of 12/31/20					
A. Discretionary Funds	\$21,165,980	\$0	\$0	\$0	\$21,165,980
B. Held for Workers Compensation	\$6,699,186	\$0	\$0	\$0	\$6,699,186
C. Other [Min(I.A, II.G)]	\$21,573,953	\$8,825,519	\$21,541,252	\$3,584,297	\$55,525,021
D. Total	\$49,439,119	\$8,825,519	\$21,541,252	\$3,584,297	\$83,390,187

I.A through I.D are from ULGT's audited financial statements as of December 31, 2020

* I.E and I.F = 9.99 if I.A < \$0.

* I.G = 0 if I.A < \$0.

II.A through II.C are based on actuarial judgement and input from ULGT.

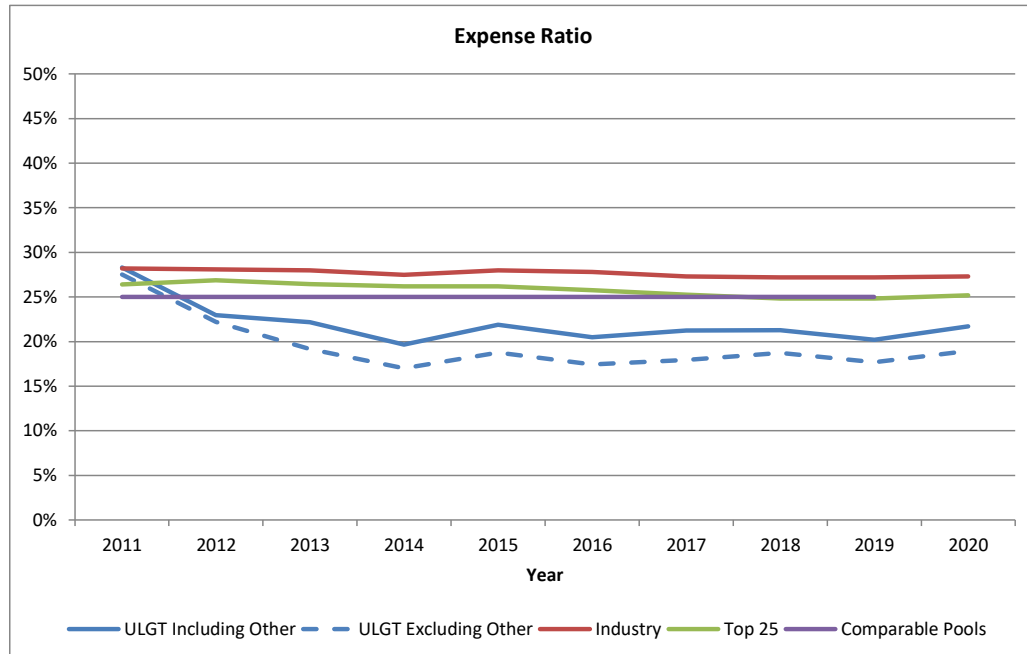
II.G, Columns (3) and (4) = I.A

III.A, Column (1) = II.H, Column (5).

III.B, Column (1) = - II.H, Column (2)

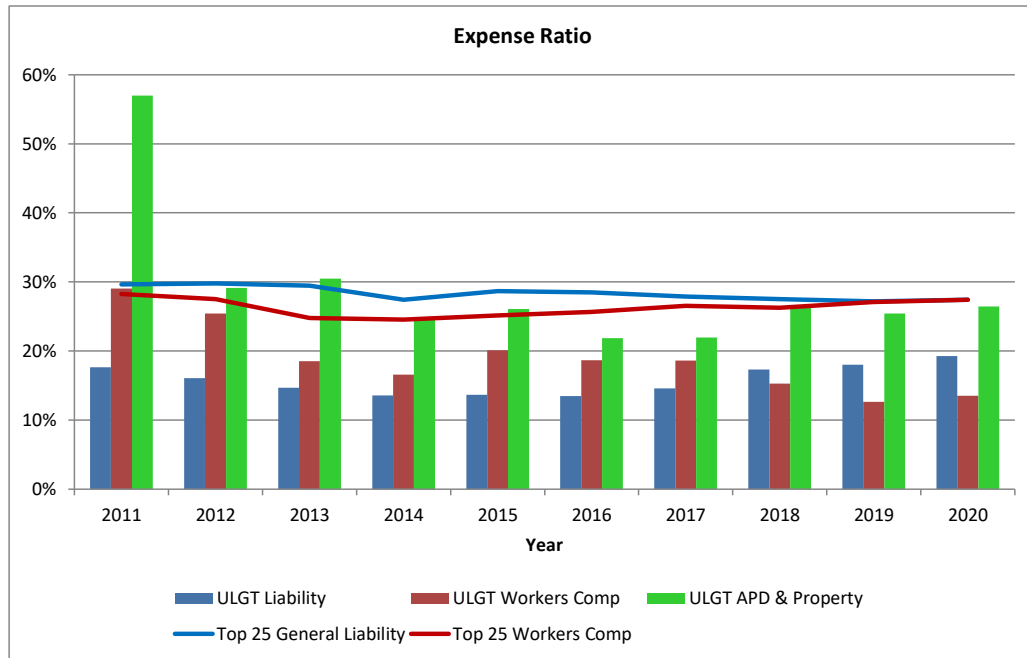
Expense Ratio
ULGT Compared to Benchmarks

Year (1)	ULGT Including Other (2)	ULGT Excluding Other (3)	Industry (4)	Top 25 (5)	Comparable Pools (6)
2011	28%	28%	28%	26%	25%
2012	23%	22%	28%	27%	25%
2013	22%	19%	28%	26%	25%
2014	20%	17%	28%	26%	25%
2015	22%	19%	28%	26%	25%
2016	20%	17%	28%	26%	25%
2017	21%	18%	27%	25%	25%
2018	21%	19%	27%	25%	25%
2019	20%	18%	27%	25%	25%
2020	22%	19%	27%	25%	N/A
Last 5	21%	18%	27%	25%	25%



Expense Ratio
ULGT By Coverage

Year (1)	ULGT Liability (2)	Top 25 General Liability (3)	ULGT Workers Comp (4)	Top 25 Workers Comp (5)	ULGT APD & Property (6)
2011	18%	30%	29%	28%	57%
2012	16%	30%	25%	28%	29%
2013	15%	29%	18%	25%	30%
2014	14%	27%	17%	25%	25%
2015	14%	29%	20%	25%	26%
2016	13%	28%	19%	26%	22%
2017	15%	28%	19%	27%	22%
2018	17%	27%	15%	26%	27%
2019	18%	27%	13%	27%	25%
2020	19%	27%	14%	27%	26%
Last 5	17%	28%	16%	27%	24%



UTAH LOCAL GOVERNMENTS TRUST

Exhibit 4

ULGT Data Summary Through 2020

Year (1)	Net Position (2)	Net Earned Premium (3)	Total Loss and LAE Reserves (4)	Incurred Loss and LAE (5)	Investment Income (6)	Other Expenses (7)	Dividends Paid (8)	Total Expenses (9)	Liquid Assets (10)	Total Liabilities (11)	One-Year Reserve Development (12)	Two-Year Reserve Development (13)
I. Liability												
2011	\$35,894,279	\$7,332,984	\$13,638,000	\$5,760,114	\$2,969,405	\$1,293,182	\$0	\$7,053,296	N/A	N/A	\$495,012	(\$74,000)
2012	39,512,981	7,519,225	16,063,000	4,478,202	1,534,930	1,207,826	0	5,686,028	N/A	N/A	1,167,675	2,421,429
2013	35,823,326	7,979,104	16,627,000	6,784,831	(1,721,908)	1,170,901	1,991,119	7,955,732	N/A	N/A	(599,067)	775,663
2014	36,636,873	8,409,861	17,295,000	8,564,273	3,267,996	1,140,101	1,000,000	9,704,374	N/A	N/A	(1,530,441)	(475,490)
2015	37,495,328	8,482,697	20,380,000	7,559,474	1,090,986	1,155,754	0	8,715,228	N/A	N/A	1,124,818	(2,511,961)
2016	37,921,471	8,420,138	20,023,093	6,296,966	1,427,771	1,132,875	1,991,925	7,429,841	N/A	N/A	(115,701)	(939,613)
2017	40,875,871	8,780,252	20,704,860	5,506,406	1,469,643	1,278,167	510,922	6,784,573	N/A	N/A	(1,669,959)	(2,123,895)
2018	37,762,767	8,377,497	24,044,000	7,742,314	1,241,123	1,448,273	997,652	9,190,587	N/A	N/A	(3,636,732)	(4,202,178)
2019	43,692,665	8,394,551	24,245,000	7,478,708	2,248,753	1,509,341	513,808	8,988,049	N/A	N/A	(1,599,569)	(4,543,878)
2020	49,439,119	8,330,381	21,573,953	4,796,175	1,704,474	1,605,206	0	6,401,381	N/A	N/A	(2,387,564)	(3,644,478)
II. Workers Compensation												
2011	\$2,958,753	\$6,127,551	\$9,387,000	\$5,873,858	\$322,401	\$1,778,415	\$0	\$7,652,273	N/A	N/A	(\$267,947)	\$21,115
2012	2,415,492	6,111,915	9,801,000	5,475,676	122,255	1,552,333	0	7,028,009	N/A	N/A	(898,977)	(821,299)
2013	1,671,607	6,829,702	10,871,000	6,383,575	72,786	1,262,798	0	7,646,373	N/A	N/A	(1,136,297)	(1,627,736)
2014	557,779	8,017,270	12,109,000	7,445,270	(206,457)	1,327,354	0	8,772,624	N/A	N/A	(17,288)	(695,755)
2015	(789,104)	8,287,622	14,367,000	7,885,752	(83,560)	1,665,193	0	9,550,945	N/A	N/A	(96,835)	550,144
2016	(539,774)	8,591,228	15,171,615	6,562,517	(178,939)	1,600,443	0	8,162,960	N/A	N/A	674,858	853,716
2017	850,535	10,057,955	14,526,935	6,142,881	(165,854)	1,870,024	488,887	8,012,905	N/A	N/A	(2,162,499)	(700,987)
2018	1,957,077	10,633,187	15,663,000	7,037,947	730,072	1,622,337	956,700	8,660,284	N/A	N/A	181,419	(1,123,424)
2019	5,445,252	10,384,600	16,257,000	4,640,270	1,322,796	1,309,893	433,507	5,950,163	N/A	N/A	(500,933)	(1,228,681)
2020	8,825,519	9,406,328	15,524,705	5,207,410	1,002,631	1,272,666	0	6,480,076	N/A	N/A	(1,579,073)	(1,817,699)
III. APD & Property												
2011	\$1,631,373	\$2,138,549	\$264,000	\$587,511	\$48,630	\$1,218,753	\$0	\$1,806,264	N/A	N/A	\$10,975	\$0
2012	3,527,163	3,885,918	453,000	1,186,496	65,176	1,130,883	0	2,317,379	N/A	N/A	(73,242)	(19,870)
2013	4,727,116	3,562,407	581,000	1,178,033	(110,703)	1,085,758	0	2,263,791	N/A	N/A	(282,953)	(119,931)
2014	6,267,894	4,308,078	387,000	1,885,831	335,826	1,057,063	0	2,942,894	N/A	N/A	30,480	(262,513)
2015	9,027,672	4,439,234	521,000	685,012	163,252	1,157,696	0	1,842,708	N/A	N/A	(162,019)	3,010
2016	11,671,924	5,211,507	583,388	1,713,685	285,553	1,139,123	0	2,852,808	N/A	N/A	(434,500)	(182,480)
2017	13,945,215	5,852,523	599,335	2,689,770	384,796	1,285,067	0	3,974,837	N/A	N/A	323,036	(295,258)
2018	20,560,046	6,213,090	603,000	1,475,446	104,296	1,651,896	0	3,127,342	N/A	N/A	(18,021)	355,969
2019	21,058,357	6,503,224	730,000	2,470,137	188,971	1,653,205	0	4,123,342	N/A	N/A	(237,047)	(86,302)
2020	21,541,252	6,417,246	626,935	2,845,344	143,233	1,695,185	0	4,540,529	N/A	N/A	(358,353)	(331,329)
III. Total*												
2011	\$42,334,596	\$15,777,167	\$23,960,609	\$12,264,377	\$3,521,813	\$4,466,596	\$0	\$16,730,973	\$68,266,898	\$31,505,741	\$238,040	(\$52,885)
2012	47,447,546	17,688,032	26,323,120	11,175,780	1,820,479	4,064,277	0	15,240,057	74,574,599	33,712,863	195,456	1,580,260
2013	44,310,730	18,537,298	28,085,424	14,380,561	(1,905,235)	4,111,884	1,991,119	18,492,445	72,291,092	36,349,653	(2,018,317)	(972,004)
2014	47,433,263	20,892,859	29,795,811	17,930,618	3,687,386	4,102,655	1,000,000	22,033,273	79,048,425	38,888,820	(1,517,249)	(1,433,758)
2015	49,412,775	21,360,762	35,273,422	16,160,958	1,274,536	4,673,672	0	20,834,630	82,126,945	44,151,619	865,964	(1,958,807)
2016	52,576,478	22,368,401	35,783,096	14,608,611	1,654,349	4,580,781	1,991,925	19,189,392	86,814,321	45,282,823	124,657	(268,377)
2017	59,273,476	24,829,626	35,836,130	14,375,723	1,815,575	5,269,910	999,809	19,645,633	93,471,271	47,217,038	(3,509,422)	(3,120,140)
2018	63,766,066	25,351,057	40,315,155	16,297,469	2,085,920	5,394,610	1,954,352	21,692,079	101,628,347	52,344,849	(3,473,334)	(4,969,633)
2019	73,732,281	25,404,667	41,237,414	14,624,195	3,779,416	5,130,972	947,316	19,755,167	114,061,374	53,250,048	(2,337,549)	(5,858,861)
2020	83,390,187	24,275,432	37,730,593	12,884,692	2,864,660	5,267,547	0	18,152,239	122,040,385	47,632,453	(4,324,990)	(5,793,506)

All data is from ULGT's audited financial statements for the years ended June 30, 2011 through 2020.

* Includes liability, workers compensation, APD, property, and all other.

(8) includes premium relief credit.

Ratio Calculations

Net Premium-to-Surplus	= (3) / (2)
One-Year Development-to-Surplus	= (12) / (2 Prior Year)
Two-Year Development-to-Surplus	= (13) / (2 Second Prior Year)
Liabilities-to-Liquid Assets	= (11) / (10)
Loss Reserves-to-Surplus	= (4) / (2)
Surplus-to-SIR	= (2) / SIR
Expense Ratio	= (7) / (3)
Operating Ratio	= [(5) + (7) + (8) - (6)] / (3)
Combined Ratio	= [(5) + (7) + (8)] / (3)

Appendix A

ASOP 55: Capital Adequacy Assessment

- New standard of practice for actuaries
- Effective November 1, 2019
- More formalized framework for reviewing capital targets and thresholds
 - Target – preferred level of capital; can be a single value or range
 - Threshold – minimum level of capital to operate effectively; may be based on multiple metrics

ASOP 55

Selected Considerations

General Considerations	Target/Threshold Considerations
Risk profile and capital	Valuation bases
Business and risk drivers	Objectives for capital
Timing of asset and liability cashflows	Time horizon over which capital is assessed
Existing or accessible resources	Alignment with existing risk appetite and tolerance
Methods used to aggregate results	Approach used to determine “sufficient” level of capital

About the Handbook

Welcome! The Utah Local Governments Trust (“the Trust”) is organized as a Public Agency Insurance Mutual, Interlocal Cooperative, and a Joint Reserve Fund under the Utah Governmental Immunity Act. The Trust is a cooperative of more than 550 cities and towns, counties, and special service districts, united to provide the Trust’s members with the best long-term, competitive, and sustainable insurance products and services.

The Trust has adopted this employee handbook to acquaint you with the Trust and provide you with information about working conditions, employee benefits, and some of the employment guidelines affecting your employment. Please read it carefully and keep it handy for future reference.

To the full extent allowed by law, all employment with the Trust is at-will, which means that you may resign your employment with The Trust at any time and for any reason. As an at-will employer, the Trust also has the right to terminate your employment at any time, with or without cause or advance notice, subject to certain grievance and appeal procedures set forth in this handbook and any requirements of federal or state law.

Neither this handbook, nor any specific policy or provision in the handbook, creates a contract of employment or any specific contractual right or obligation between the Trust and its employees or any individual employee. The Trust must be able to respond flexibly to changing circumstances as they arise. **For this reason, this handbook does not promise specific treatment in specific situations.**

The guidelines contained in this handbook or any other practice or policy of the Trust, including, without limitation, compensation and benefits, are subject to changes and exceptions without prior notice, at the Trust’s sole discretion. All decisions regarding the application or interpretation of Trust guidelines and practices are also in the Trust’s sole discretion. The Trust’s CEO may make exceptions to the handbook when necessary to address the Trust’s business needs. Nonetheless, your status as an at-will employee may only be modified as stated in this handbook or as modified by Utah law (see Status of Employment, Employment At-Will).

This handbook supersedes all previous policies, agreements, offer letters, and representations, oral or written, if any, between the Trust and its employees or any individual employee. This handbook may not be amended or added to without the express written approval of the Chief Executive Officer of the Trust. If you have any questions or concerns regarding the guidelines set forth herein or any previous policy, agreement, or representation, or if you desire additional information or clarification, please contact an EEO Officer (as defined below).

Important Contact Information

Steven A. Hansen Chief Executive Officer	Telephone: 801-936-6400 ext. 1335 Email: steve@utahtrust.gov
Jody Pettet Accounting Manager	Telephone: 801-936-6400 ext. 1307 Email: jody@utahtrust.gov
Marilynn Beesley Executive Assistant to the CEO	Telephone: 801-936-6400 ext. 1302 Email: marilynn@utahtrust.gov

*Each of the above individuals also shall function as an Equal Employment Opportunity Officer (the "EEO Officer") for the Trust.

Equal Employment Opportunity

Purpose

The Trust is committed to providing equal employment opportunity for all persons without regard to race, color, national origin, religion, sex (including conditions of pregnancy), sexual orientation, gender identity, age, disability, veteran, genetic, political affiliation, or other protected-group status.

Employment with the Trust is based on qualification and ability. Consistent with this policy, the Trust is dedicated to the following practices:

1. To recruit, employ, train, and promote persons for all positions without regard to race, color, national origin, religion, sex (including conditions of pregnancy), sexual orientation, gender identity, age, disability, veteran, genetic, political affiliation, or other protected-group status and to base decisions regarding applicants and employees on an individual's job-related qualifications.
2. To ensure that all personnel actions, including, without limitation, compensation, benefits, transfers, layoff, return from layoff, discipline, Trust-sponsored training, education, and social and recreational programs, will be administered without regard to race, color, religion, sex (including conditions of pregnancy), sexual orientation, gender identity, age, national origin, disability, veteran, genetic, political affiliation, or other protected-group status.

A positive attitude by all employees is essential to the success of this policy. Therefore, the Trust expects the full cooperation of each employee in upholding the spirit of equal employment opportunity.

Sexual and Other Forms of Illegal Harassment or Discrimination

The Trust is committed to maintaining a work environment that is free of illegal harassment and discrimination. In keeping with this commitment, the Trust prohibits discrimination against or harassment of its employees by anyone, including any supervisory personnel, co-worker, vendor, client, or customer of the Trust.

Harassment consists of unwelcome conduct, whether verbal, physical, or visual, that is based on a person's protected status, such as race, color, national origin, religion, sex (including conditions of pregnancy), sexual orientation, gender identity, age, disability, veteran, genetic, or other protected-group status. The Trust prohibits harassing conduct

that affects tangible job benefits, that interferes unreasonably with an individual's work performance, or that creates an intimidating, hostile, or offensive work environment as defined and prohibited by law.

The Trust also prohibits sexual harassment, as defined by law. Sexual advances, requests for sexual favors, or other physical, verbal, or visual conduct based on gender constitutes sexual harassment when the conduct is unwelcome and (1) submission to the conduct is an explicit or implicit term or condition of employment, (2) submission to or rejection of the conduct is used as the basis for an employment decision, or (3) the conduct has the purpose or effect of unreasonably interfering with an individual's work performance or creating an intimidating, hostile, or offensive working environment.

Whether or not certain types of conduct rise to the level of illegal harassment or discrimination, as defined by law, depends on the facts and circumstances in each particular instance. When viewed in light of all of the surrounding circumstances, courts have found that the following types of conduct may give rise to a claim of harassment or discrimination:

1. Intimidating, hostile, derogatory, contemptuous, or otherwise offensive remarks, visual conduct, or physical conduct that is directed at an individual or group (i) based on race, national origin, religion, gender, conditions of pregnancy, sexual orientation, gender identity, disability, age, veteran, or other protected group status or (ii) related to or suggesting sexual matters

Examples may include, without limitation,

- Unwelcome sexual advances – whether or not they involve physical touching and whether or not between members of the same or opposite sex
- Sexual epithets, jokes, written or oral references to sexual conduct; gossip regarding one's sex life; comment on an individual's body; comment about an individual's sexual activity, deficiencies, or prowess; use of sexual innuendo
- Displaying or sharing with co-workers sexually-suggestive objects, pictures, cartoons, etc.
- Displaying or sharing with co-workers objects, pictures, cartoons, etc. that display individuals, or a group generally, in a derogatory or disrespectful light based on race, color, national origin, religion, sex (including conditions of pregnancy), sexual orientation, gender identity, age, disability, veteran, or other protected-group status, etc.
- Unwelcome leering, whistling, brushing against the body, sexual gestures, suggestive or insulting comments
- Name-calling or disrespectful treatment of another based on that person's race, national origin, color, disability, religion, age, gender, sexual orientation, veteran status, etc.
- Bantering with the use of comments or innuendo based on race, color, national origin, religion, sex (including conditions of pregnancy), sexual orientation, gender identity, age, disability, veteran, or other protected-group status

- Stereotypes based on age, gender, conditions related to pregnancy, sexual orientation, gender identity, national origin, religion, race, disability, veteran status, etc.
 - Derogatory or contemptuous comments based on race, color, national origin, religion, sex (including conditions of pregnancy), sexual orientation, gender identity, age, disability, veteran, or other protected-group status
2. Threats/Promises: Solicitation or coercion of sexual activity, dates, or the like by the implied or express promise of rewards or preferential treatment or the express or implied threat of punishment

The Trust wants all of its employees to work in an environment free of unwelcome harassment or discrimination. But the Trust can respond to concerns about harassment or discrimination only if it is aware of the problem. Further, failure to report any conduct that an employee believes may violate this policy may affect the employee's legal rights.

Thus, if you believe you are being subjected to any inappropriate conduct prohibited by this policy, or if you become aware of such conduct being directed at someone else, the Trust strongly encourages you to notify one of the Trust's EEO Officers (see "Important Contact Information" above).

All reported incidents will be investigated promptly. The Trust expects all employees (a) to cooperate in the investigation and (b) take no action that would interfere with the investigation. All complaints will be kept confidential to the extent reasonable and will be disclosed only as reasonably necessary to allow the Trust to investigate and respond to the complaint. Any special concerns about confidentiality will be addressed at the time they are raised.

Any employee who violates this policy is subject to disciplinary action. Disciplinary action will depend on the gravity of the offense and not on the status of the offender and may include immediate discharge in appropriate circumstances. No employee is protected against disciplinary action for violating this policy because of his/her position at the Trust or because he/she is friends with or related to any manager or other supervisory personnel. The Trust will take whatever action it deems necessary to discipline anyone who violates this policy and to prevent an offense from being repeated.

Americans with Disabilities Act

As part of its commitment to equal employment opportunity, the Trust seeks to implement all applicable provisions of the Americans with Disabilities Act (the "ADA") and related state law. Ability, not disability, is the basis for employment decisions. It is the Trust's policy to provide reasonable accommodation to qualified persons with a disability when necessary to allow the employee to perform the essential functions of his/her job.

Requesting an Accommodation

Employees or job applicants with disabilities may request a reasonable accommodation. The need for an accommodation may be brought to the Trust's attention in any of the following situations:

- A job applicant may request an accommodation with respect to the job application process
- A new employee may request an accommodation to perform the essential functions of the job
- An employee returning to work after experiencing an illness or injury may request an accommodation for any resulting disability
- A current employee with a disability whose medical condition has changed may request an accommodation for the first time or a change in accommodation
- Any employee with a disability may request an accommodation at any time

If you have a physical or mental impairment that interferes with your ability to do your job, you may request an accommodation by filling out a Disability Accommodation Request Form (please request a copy of the form from an EEO Officer) and returning it to an EEO Officer. Disability Accommodation Request Forms may be obtained from an EEO Officer, who will assist you in completing the form at your request.

To ensure the confidentiality of medical information and the proper administration of the accommodation process, employees should not request accommodations related to physical or mental impairments from a lead, supervisor, or manager. Any lead, supervisor, or manager who receives a request for an accommodation immediately must contact the EEO Officer.

You are not required to disclose the diagnosis of your condition or the details of your medical treatment when requesting an accommodation. However, you must tell the Trust that you need an accommodation due to a medical condition. Depending on the circumstances, the Trust may request medical documentation to support your request for accommodation and to evaluate and process the accommodation request.

Response to an Accommodation Request

The accommodation request process is interactive. It requires cooperation and communication between you and the Trust. When it receives an accommodation request, the Trust will attempt to engage in an interactive process with you to clarify your needs and to determine whether and what reasonable accommodations are appropriate under the circumstances. The Trust encourages you to suggest reasonable accommodations that will allow you to perform your essential job functions and improve your job performance.

The Trust will analyze the following factors, among other relevant factors, in determining the reasonableness of a requested accommodation:

- Are you otherwise qualified to perform the essential job functions?

- Will the accommodation accomplish the desired result, i.e., allowing you effectively to perform the essential functions of the job?
- Is there another accommodation that will allow you to perform the essential functions of the job that is more cost effective or less disruptive to business operations?
- Will the accommodation be unduly disruptive to the workplace so that business cannot be reasonably conducted or otherwise create an undue burden?
- Does the accommodation raise any safety concerns?

Essential job elements are those you must be able to perform, with or without accommodation. They cannot be removed from the position without changing its nature. Duties that are not essential to the performance of your job duties may be modified, eliminated, replaced, or restricted as part of the accommodation process.

To assist in the accommodation process, the Trust may hire outside consultants, such as physical and occupational therapists, to help determine reasonable accommodations. You are expected to cooperate with such individuals as part of the interactive process.

If you are not satisfied with the Trust's response to an accommodation request, the Trust encourages you promptly to discuss your concerns with the Trust's Chief Executive Officer.

Religious Discrimination and Accommodation

In accordance with federal and state law, the Trust will make reasonable accommodations for employee observance of religious holidays and for sincerely held religious beliefs in accordance with applicable federal and state law.

Such accommodations may include, without limitation,

- Scheduling changes or allowing the use of vacation to accommodate religious holidays, the observance of Saturday or Sunday Sabbath, etc.
- Allowing the wearing of religious dress
- Providing facilities for daily prayer
- Allowing respectful expression of religious belief in the workplace

If you desire a religious accommodation, please make a request in writing to an EEO Officer (see "Important Contact Information" above). The EEO Officer can provide you with the appropriate form and, at your request, assist you in completing the form. Please request a copy of the form from an EEO Officer.

If you need a scheduling change, please make your request as far in advance as possible so that the Trust can avoid a disruption in production.

In accordance with Utah law, the Trust will not discharge, demote, terminate, or refuse to hire any person, or retaliate against, harass, or discriminate in matters of compensation,

privileges, and conditions of employment against any person for lawful expression or expressive activity outside of the workplace regarding the person's religious, political, or personal convictions, including convictions about marriage, family, or sexuality, unless the lawful expression or expressive activity is in direct conflict with the Trust's essential business-related interests.

In addition, the Trust expects its employees to be respectful of the religious, political, or personal convictions, including convictions about marriage, family, or sexuality, of others and, after considering the relevant circumstances, may take corrective or disciplinary action against employees who discriminate against, harass, ridicule, or engage in other inappropriate behavior against another employee on the basis of their own or another's religious, political, or personal convictions.

Pregnancy Accommodation

The Trust will make reasonable accommodations for women who need job modifications because of medical conditions or restrictions due to pregnancy or child birth in accordance with applicable federal and state law, consistent with reasonable accommodations offered to other employees. Such accommodations may include, without limitation,

- Accommodating lifting or other physical restrictions
- Temporary transfers to open, available positions for which the employee is qualified that better suits any restrictions resulting from the pregnancy
- Leaves of absence under the Family and Medical Leave Act (if applicable) or other available leave policy

If you desire an accommodation based on pregnancy, childbirth, or related medical condition, please make a request in writing to an EEO Officer (see "Important Contact Information" above). Please request a copy of the form from an EEO Officer. You will need to provide medical documentation to support your accommodation request.

I-9 Compliance

In accordance with federal law, the Trust is committed to employing only United States citizens and aliens who are authorized to work in the United States and does not unlawfully discriminate on the basis of citizenship or national origin. As required by the Department of Homeland Security, U.S. Citizenship and Immigration Services, each employee, as a condition of employment, must complete the Employment Eligibility Verification Form I-9 and present documentation establishing identity and employment eligibility. Former employees who are rehired must also complete the form if they have not completed an I-9 with the Trust within the past three years, or if their previous I-9 is no longer retained or valid.

The Trust participates in the federal E-Verify system to verify the work status of all job applicants who are offered employment, to re-verify an employee with expiring employment authorization, and as otherwise allowed or required by law.

If you have any questions or concerns about immigration law compliance, please contact an EEO Officer (see “Important Contact Information” above). The Trust’s policy against retaliation applies to any complaints or other communications relating to I-9 compliance and related issues.

Retaliation

The Trust does not allow retaliation against any employee, job applicant, or witness who makes a complaint about harassment, discrimination, or other violation of the Trust’s policies, as set forth above, or who provides information during an investigation. Any employee, including any manager or supervisor, who retaliates against another employee or client in violation of this policy is subject to disciplinary action. Please immediately contact an EEO Officer (see “Important Contact Information” above) for further information or if you have concerns that you have been subjected to retaliation.

Administration by EEO Officer

If you have any questions or concerns about the Trust’s equal employment opportunity policies, as set out above, please contact an EEO Officer (see “Important Contact Information” above).

The above equal employment opportunity policies are governed by applicable state and federal laws that prohibit discrimination in employment. If any conflict exists between this policy and the governing laws, those laws will control. The above equal employment opportunity policies and procedures do NOT expand protection beyond that required by applicable federal or state law and do not create any contractual rights or obligations between you and the Trust.

Status of Employment and Employee Records

Employment At-Will

To the full extent allowed by law, and subject to grievance procedures set forth in this handbook, your employment with the Trust is at-will. As an at-will employee, your employment with the Trust is completely voluntary and for an indefinite term. Your status as an at-will employee may not be changed or modified (1) by any oral representation to the contrary, (2) by any practice or procedure followed by the Trust, or (3) by any policy manual, employee handbook, or other document issued by the Trust. No manager, supervisor, officer, or other employee of the Trust has the power or authority, either verbally or in writing, to alter the employment-at-will relationship.

Applicant Information Retention, Disposition, Access, and Confidentiality Policy

In accordance with Utah Code Ann. § 34-46-201, during the initial employment selection process, and with the permission of the applicant, the Trust will request that an applicant disclose his/her Social Security number, date of birth, and/or driver's license number only at that point in the Trust's application process when (i) the Trust obtains a criminal background check, credit history report, and/or driving record for the applicant, (ii) the Trust conducts a review of its records to determine whether the applicant was previously employed by the Trust or has previously applied for employment with the Trust [in this event, the Trust will only request the information necessary to conduct the required review], or (iii) the Trust collects the information to provide it to a government entity for the purpose of determining eligibility for or participating in a government service, benefit, or program that requires that the information is collected on or before the day on which an offer of employment is made.

The Trust will request the above information only if it requests the same information from all applicants for the position for which the applicant is being considered. An applicant may decline to provide the information to the Trust. In that event, however, the Trust may decline to further process the application for employment.

The Trust will comply with the provisions of the Fair Credit Reporting Act, EEOC regulations, and other applicable federal and state law before conducting a criminal background check, credit history report, and/or driving record check.

Access to information obtained about an applicant through the initial selection process will be limited to the Trust's authorized personnel. Information obtained about an applicant through the initial selection process will remain confidential, and the Trust will not use or disclose such information except as required or authorized by applicable state or federal law.

If the Trust does not hire an applicant, the Trust will retain information collected about the applicant through an initial selection process for at least one year, but not more than two years after the day on which the applicant provides the information to the Trust. After that time, the information will be destroyed.

Background Checks

The Trust may conduct background checks (including without limitation criminal background, credit history, verifying employment and education, etc. but not to include medical records or history, worker's compensation history, or genetic history). The Trust may conduct background checks as part of the new hire process, when promoting an existing employee to a new position, or when otherwise deemed consistent with the Trust's business needs and as allowed by law. The Trust will conduct background checks in accordance with state and federal law, including the Fair Credit Reporting Act and Utah Code Ann. § 34-46-201 et seq. The Trust will not conduct any background checks without informing the job applicant or employee and obtaining any required consents.

Employee Classifications

The Trust classifies employees in various categories for purposes of employee benefits, eligibility for overtime, and so forth. Those classifications are based on job duties, hours of work, and other relevant factors. Currently, the Trust classifies employees as follows:

Full-time Employees. Employees who are regularly scheduled to work 40 hours or more per week and who therefore are eligible for most Trust benefits, subject to the terms, conditions, and limitations of any applicable plan documents or policies.

Part-time Employees. Employees who are regularly scheduled to work fewer than 40 hours per week. Part-time employees are eligible for benefits as required by law or as set out in this handbook.

New Employee Status. New Employee Status is defined as the 90-day period following hire or promotion or transfer to a new position. Both the Trust and the employee should use this period to evaluate the employee's skill and fit for the position. The Trust may extend the 90-day period in its sole discretion. New Employee Status applies to both full-time and part-time employees. Successful completion of New Employee Status does not alter the Trust's at-will employment policy.

Temporary Employees. Employees who are hired for a pre-established period, usually during peak workloads or for vacation relief. They may work a full-time or part-time schedule. Temporary employees are ineligible for Trust benefits except as otherwise required by law.

Regular Employees. Full-time and part-time employees who are not temporary employees.

Promotion

The Trust follows a policy of promoting from within when possible and when in the Trust's best interests. You may apply for any position available. Advanced positions are awarded based on the required skill level, education, attendance, punctuality, attitude, and aptitude and in accordance with the Trust's EEO policies.

The Trust also generally solicits applicants from external sources to fill positions requiring special skills or education or when the Trust determines, in its sole discretion, that hiring an applicant from an external source is in the Trust's best interest.

Length of Service

Length of service is only one of the many factors, including experience, skill, and reliability, that are considered in determining your eligibility for promotion, pay increase, bonus, layoffs, recalls, etc.

Performance Reviews

The Trust will attempt to conduct performance reviews with each employee annually. The Trust may conduct a performance review with an employee more frequently than annually if the Trust determines that additional performance reviews may assist an employee in improving his/her job performance.

If you disagree with anything contained in your performance evaluation, the Trust encourages you to discuss the issue with your supervisor. You also may submit a written

rebuttal or explanation. Your response will be attached to the performance evaluation and both the performance evaluation and your response will be maintained in your personnel file.

Access to Personnel File

If you are a current employee, you may review your personnel file on at least 3 business-days' written notice to the Trust's CEO. You must review the personnel file during the Trust's regular business hours. A representative of the Trust must be present at all times during your review of the file. You may not make a copy (whether by photocopy, camera phone, or otherwise) of the personnel file without the prior permission of the Trust's CEO. You may not remove any documents or other items from the personnel file.

The Trust will limit access to personnel files to the employee who is the subject of the file, the Trust's CEO, and the Trust's Accounting Manager or other individual designated by the Trust CEO's to maintain the Trust's personnel files.

The Trust will maintain an employee's medical, insurance, and I-9 information in files separate and apart from the employee's personnel file. Access to the employee's medical, insurance, and/or I-9 information is restricted to those who have a legitimate business need for the information, as determined by the Trust's CEO in accordance with state and federal law.

Workplace Interactions and Conduct

Prohibition of Fraudulent Activity

The Trust prohibits the use of an employee's occupation or influence for personal enrichment through the deliberate misuse of the employee's position and/or misuse of misapplication of the Trust's resources or assets. Each employee or member of management must be familiar with the types of improprieties that might occur within his/her area of responsibility and be alert for any indication of irregularity.

For purposes of the Trust's fraud policy, fraud includes, but is not limited to:

- Any fraudulent act
- Forgery or alteration of any document or account belonging to the Trust
- Forgery or alteration of a check, bank draft, or any other financial document
- Misappropriation of funds, securities, supplies, or other assets
- Impropriety in the handling or reporting of money or financial transactions
- Profiteering as a result of insider knowledge of company activities
- Disclosing confidential and proprietary information to outside parties
- Disclosing to other persons securities activities engaged in or contemplated by the Trust
- Accepting or seeking anything of material value from contractors, vendors or persons providing services or materials to the Trust. Exceptions: Non-monetary gifts less than \$50 in value, and reasonable meals and/or conference events provided in the ordinary course of business
- Destruction, removal or inappropriate use of records, furniture, fixtures, computers and equipment
- Payroll fraud including misuse of time or submitting a fraudulent time card
- Any similar or related inappropriate conduct

Each employee shall immediately report to the CEO, or in the case of the CEO, to the Chairman of the Board of the Trust, any attempt by a third party that does any business with the Trust, to give gifts that violate this policy, or to pay any sum of money to the employee or Board member.

The Trust may require employees to sign a separate statement of this policy, with further details regarding the administration of the policy and investigation of possible policy violations, to be placed in the employee's personnel file. Please request a copy of the form from an EEO Officer.

Treating Others with Respect / Anti-Bullying

The Trust expects its employees to treat each other, its members and member representatives and employees, and the general public with respect and dignity. Bullying and similar offensive conduct may lead to a deterioration in quality of work, increased absenteeism, lack of communication and teamwork, and lack of commitment to an employee's job and to the Trust. It also can cause stress-related illness, leading to increased medical costs and possible worker's compensation claims. Bullying breaches principles of equality and fairness and may represent an abuse of power and authority. Bullying not only affects the person subjected to the inappropriate conduct but also others in the workplace who witness bullying or other disrespectful behavior.

Context is important in understanding bullying. Bullying behavior generally is persistent and part of a pattern but may, in extreme circumstances, occur as a result of a single incident. Depending on the circumstances, examples of bullying may include:

- Abusive and offensive language
- Insults
- Teasing
- Spreading rumors, gossiping, and innuendo
- Unreasonable criticism or trivializing someone's work and accomplishments
- Unfair blame for mistakes
- Practical jokes or using someone as a butt of jokes
- Public criticism
- Ridiculing or maligning a person or his/her family
- Persistent name calling that is hurtful, insulting, or humiliating
- Manipulating the ability of someone to do his/her work (e.g., overloading, underloading, withholding information, banning from meetings, unreasonable deadlines, etc.)
- Socially or physically excluding or disregarding a person in work-related activities
- Pushing, shoving, tripping, nonverbal threatening gestures, glaring, or damage to someone's workspace or property
- Mobbing (bullying behavior carried out by a group of individuals)

Please report incidents of bullying, whether directed at you or others, to an EEO Officer (see Important Contact Information). The Trust will conduct an investigation and take appropriate disciplinary action as it deems appropriate under the circumstances.

Supervisors and managers must be able to provide feedback, appropriate criticism, and disciplinary action to employees where needed to improve job performance or to correct inappropriate behavior. Nothing in this policy is intended to prevent supervisors and managers from taking such actions. However, if you believe a supervisor or manager's conduct violates this policy, you are encouraged to report it to an EEO Officer.

Nepotism / Supervisor-Subordinate Relationships

The Trust allows employment of members of the same family unit or other relatives in accordance with Utah Code Ann. § 52-3-1 and this policy. If any conflict exists between this policy and Utah Code Ann. § 52-3-1, the statutory provision will control.

For purposes of this policy, a relative is defined as a spouse, parent, parent-in-law, child or child-in-law, sibling or sibling-in-law, grandparent, grandchild, aunt, uncle, niece, nephew, first cousin, or corresponding “step” relation. This policy also applies to roommates / co-habitants (whether of the same or opposite gender) and employees who marry each other while employed at the Trust. If you are related to a job applicant or another employee of the Trust, as defined above, you must provide written notice of that relationship to the Trust’s CEO.

1. Except as otherwise approved by the Board of Directors (with respect to senior-level executives) or by the CEO of the Trust, and as allowed by Utah Code Ann. § 52-3-1, individuals who are related by blood or marriage are permitted to work at the Trust provided no direct reporting or supervisory relationship conflict exists. That is, no employee is permitted to work within an area where the “chain of command” of a relative is such that a conflict could arise where one relative’s work responsibilities, salary, or career progress could be influenced by the other relative or in which one relative’s job duties would include conducting a salary review and recommendation, performance evaluation, disciplinary action, or other similar job action relating to his/her relative or when such employment and reporting would violate Utah Code Ann. § 52-3-1.
2. No relatives are permitted to work in the same department or in any other positions if the Trust believes that an inherent conflict of interest might exist or if it otherwise determines that it may interfere with the working environment.
3. A conflict arising between related employees will be treated in the same manner as any conflict between unrelated employees. If the Trust determines that transfer or disciplinary action up to and including termination is necessary, it will base its decision on the circumstances of the conflict and not the length of employment, taking into consideration business needs, work performance, and other relevant factors, as determined by the Trust.

Because of the potential for conflict, supervisors are not allowed to date, co-habitate, or maintain a similar-type relationship with a subordinate (e.g., someone within the supervisor’s “chain of command”). If a supervisor and a subordinate wish to date or maintain a similar-type relationship with each other, they should contact an EEO Officer. The EEO Officer will work with the supervisor and subordinate to transfer one or the other to another position, if possible. If a transfer is not possible or in the Trust’s best interest, the Trust may elect to terminate the employment of one or both employees, based on its business needs. Failure to inform an EEO Officer(s) of a dating or similar relationship will be grounds for disciplinary action.

The Trust recognizes that it may not be practical to enforce this policy in every circumstance and that adjustments to the policy on a case-by-case basis may be necessary or beneficial to the Trust. Nonetheless, the Trust's CEO must approve any exception to this policy if such an exception is allowed by Utah Code Ann. § 52-3-1.

Workplace Safety / Threats of Violence

The Trust is committed to preventing workplace violence and maintaining a safe work environment. Given the increasing violence in society in general, the Trust has adopted the following procedure to deal with intimidation, harassment, or other threats of (or actual) violence that may occur during business hours or on its premises.

All employees, including supervisors and temporary employees, should be treated with courtesy and respect at all times. All individuals are expected to refrain from fighting, "horseplay," or other conduct that may be dangerous to others. Conduct that threatens, intimidates, or coerces another employee, customer, a Trust representative, or a member of the public at any time, including off-duty periods, will not be tolerated.

The Trust recognizes the right of its employees to carry a gun, including on Trust premises. While the Trust discourages guns in the workplace, if you elect to carry a gun to work, please keep it in a secure and safe place so as to avoid unauthorized access by others or accidental discharge. You also should not allow the gun to be handled by other employees on the Trust's premises. The Trust encourages you to advise the CEO if you intend to bring a gun into the workplace.

Notwithstanding the foregoing, in accordance with Utah law, employees and other individuals may store a firearm in a vehicle that is parked in the Trust's parking area only if (a) the individual is legally entitled to possess and transport a firearm, (b) the firearm is locked securely in the motor vehicle or in a locked container in the motor vehicle while the motor vehicle is not occupied, and (c) the firearm is not in plain view from the outside of the motor vehicle. Should employees elect to store a firearm in a vehicle in accordance with Utah law, then the employee must report this fact to the Trust's CEO prior to entrance on to the Trust's property.

The Trust strongly encourages you to report all threats of or actual violence, both direct and indirect, to your immediate supervisor or any other member of management as soon as possible. This includes threats by employees, as well as threats by customers, vendors, solicitors, or other members of the public. When reporting a threat of violence, you should be as specific and detailed as possible.

All suspicious individuals or activities should also be reported as soon as possible to a supervisor. Do not place yourself in peril. If you see or hear a commotion or disturbance near your workstation, do not try to intercede or see what is happening.

The Trust will promptly and thoroughly investigate all reports of threats of or actual violence and of suspicious individuals or activities. The identity of the individual making a report will be protected as much as is practical. In order to maintain workplace safety and the integrity of its investigation, the Trust may suspend any individual, either with or without pay (as allowed by law), pending investigation.

Appropriate Professional Dress

Trust members and customers, political and community leaders, vendors, and others visit the Trust on a frequent, and sometimes daily, basis. How employees dress is a reflection on the professionalism of the Trust.

All employees should dress in a professional manner suitable to the position the employee holds. The Trust reserves the right to request that an employee change to clothing suitable to the employee's position, including requiring the employee to return home to change to suitable clothing. Non-exempt employees will not be paid for time missed to obtain suitable clothing.

The following attire is prohibited:

- Thongs (flip-flops) or sloppy-looking shoes. Nice tennis shoes and sandals are acceptable.
- No tank tops, muscle shirts, etc.
- No revealing clothing (sheer clothing, bare midriffs, etc.)
- No sloppy-looking t-shirts or t-shirts with cartoons or similar depictions. Collared shirts are encouraged.
- No sweat suits or clothing intended primarily for exercise (e.g., yoga pants, etc.).
- No shorts (except for golfing, tailgate parties, or other similar social functions sanctioned by the Trust)
- No clothing that reasonably could be considered offensive to co-workers, Trust customers or members, or the public.
- Levis/Jeans or other clothing with holes, tears, stains, and so forth

Organized Workspace

Please keep your office and workspace organized and clean. To avoid damage to documents, equipment, flooring, furniture, and so forth, please take care to avoid spilling food or drinks on work surfaces, keyboards, floors, furniture, and so forth. Snacks should be kept out of sight where possible. Please transport all liquids in a closed container (e.g., cup with a lid, etc.) to prevent spilling. Make certain all drink containers are empty before placing in wastebaskets. Please dispose of all soiled food containers, lunch sacks, left-over food, etc. in the lunch room to avoid unpleasant odors in the work area.

If you spill any food or drink, please immediately report it to the IT Department (if the spillage occurs near a computer or other electronic device) or maintenance (for spillage on floors, furniture, and so forth) so that the spillage can be cleaned and steps can be taken as soon as possible to avoid possible damage to Trust property.

Substance Abuse

The Trust is committed to providing its employees with a safe work place and an atmosphere which allows them to work efficiently and to protect inventory and other assets placed in their care. Trust employees should not be subject to any safety threats from fellow workers.

You are expected to be in suitable mental and physical condition while at work, allowing you to perform your job effectively and safely. You are prohibited from reporting to work under the influence of alcohol or with the presence of illegal drugs (including abuse of legal drugs) in your body. While you may make your own lifestyle choices, the Trust cannot accept the risk in the work place that substance use or abuse may create. Possessing, distributing, transferring, purchasing, selling, using, or being under the influence of alcohol or illegal drugs (including the misuse of legal drugs) or having any level of illegal drugs (including the abuse of legal drugs) in your system while on Trust property, while attending business-related activities, while on duty, or while operating a vehicle while on Trust business is strictly prohibited and may lead to disciplinary action.

Prior to performing any drug or alcohol testing, the Trust will develop a testing program that complies with applicable federal and state law and provide a copy or otherwise make the policy available to employees and job applicants.

Social Media

The Trust respects the right of employees to use blogs and social networking sites and does not want to discourage employees from self-publishing and self-expression.

Whether you choose to participate in social media/social networking is your own personal decision, and the Trust takes no position on whether you should participate in social media/social networking. However, the Trust reserves the right to protect itself from unauthorized disclosure of information and to protect the Trust's goodwill, reputation, and employee morale. This policy states certain guidelines to be followed when using social media.

Guidelines

- You are personally responsible for the content you post online and are expected to exercise good judgment and common sense in your postings.
- Consider how your postings might reflect on both you and the Trust.
- Use care not to violate the Trust's policies on discrimination, confidentiality, unlawful harassment, anti-bullying, or any other Trust policy.
- Remember that you may be held personally liable for defamation, libel, slander, false light, invasion of privacy, or other similar causes of action for things that you post on social media sites.
- Keep in mind that you also may be held personally liable for violations of copyright, fair use, trademark, other intellectual property and financial disclosure laws.
- The Trust discourages employees who are not authorized to speak on the Trust's behalf from mentioning the Trust in personal postings. If you make any reference to the Trust when participating in any social media venue, you are not authorized to speak on behalf of the Trust and must make it clear that you are only speaking for yourself.
- You are not permitted to use the Trust's logo or trademark in any of your postings except as they may appear in personal photographs and other similar content (e.g., pictures of Trust-sponsored events, employee or non-employee picketing or other concerted activity, etc.)

Unless specifically authorized by the Trust to do so as part of an employee's position, employees are not permitted to blog or use other forms of social media or technology on the internet during work hours or at any time on Trust computers or other Trust-supplied devices. Blogging or other forms of social media or technology include but are not limited to video or wiki postings, chat rooms, YouTube, personal blogs or other similar forms of online journals, diaries or personal newsletters not affiliated with the Trust, and participation in social networking sites (e.g., Facebook, Twitter, etc.).

Unless specifically instructed, employees are not authorized and therefore are prohibited from speaking on behalf of the Trust. Employees may not publicly discuss clients or products outside of Trust-authorized communications. Employees are expected to protect the privacy of the Trust and its employees and clients and are prohibited from disclosing personal employee and non-employee information and any other proprietary information to which employees have access (e.g., social security numbers, non-public telephone numbers, dependent information, health information, etc.). Such information also includes, but is not limited to, customer information, trade secrets, financial information, and strategic business plans.

Under the National Labor Relations Act, employees have a right to self-organization, to form, join, or assist labor organizations, to bargain collectively through representatives of their own choosing, and to engage in other concerted activities for the purpose of collective bargaining or other aid or protection (including the discussion of wages, benefits, workplace environment, and otherwise). These rights apply whether or not you are a member of a union. Accordingly, you have the right to discuss the terms and

conditions of your employment with co-workers and third parties for the purpose of mutual aid or protection. Nothing in this policy or any other policy contained in this handbook or other documents issued by the Trust is intended to limit your rights under the National Labor Relations Act.

Confidentiality of Information

The operations, activities, and business affairs of the Trust are to be kept confidential to the greatest possible extent. If, during the course of your employment, you acquire confidential or proprietary information about the Trust or its employees, such information must be handled in strict confidence and not discussed with others. Each employee is responsible for the internal security of such confidential information. Non-public information about Trust products, sales, capacity, etc., should remain within the Trust and not be made public knowledge (including to spouses or other family members or acquaintances).

Each employee should direct questions regarding confidentiality to his or her immediate supervisor or to the Trust's CEO. As a condition of employment, certain employees may be required to sign a confidentiality and/or non-competition / non-solicitation agreement.

Benefits

Education / Training

The Trust encourages its employees to improve their skills and knowledge when possible. To that end, the Trust offers tuition authorization/reimbursement for continuing education that is directly related to the Trust's business and which furthers your ability to do your job. The total budget for tuition authorization/reimbursement and the amount of authorization/reimbursement available to an individual employee is determined by the Trust, in its sole discretion, and may vary from year to year depending on the Trust's budget and business needs.

Employees who are regularly-scheduled to work at least 40 hours per work week are eligible to participate in this program after completing one full year of employment. Employees who are regularly-scheduled to work less than 40 hours per work week are eligible to participate in this program after completing two full years of employment.

You must submit a Tuition Authorization/Reimbursement Request Form and Repayment Agreement to your supervisor and receive approval from the Trust's CEO prior to enrolling in the course (please request a copy of the form from an EEO Officer). To receive authorization/reimbursement, you must receive a grade of "C" or better, a certificate of completion, or similar documentation that you have attended and successfully completed the course. You must remain in the Trust's employ for at least one year after receiving the tuition authorization/reimbursement or you will be required to pay some or all of the tuition authorization/reimbursement to the Trust.

Insurance and Other Benefits

The Trust may provide the following benefits for eligible employees: health/medical, dental, vision, disability, employee assistance program, life insurance, long-term care, long-term disability, cafeteria 125 flexible spending account, health reimbursement account (for medical and dental), group travel policy while traveling on Trust business, and other benefits as determined by the Trust from time to time. Regular full-time employees and part-time employees who work 25 or more hours per work week generally may be eligible to participate in some or all of the Trust's benefit plans, subject to the eligibility requirements and the terms, conditions, and limitations of any applicable plan documents.

The Trust currently pays the monthly premium for health/medical, dental, and vision coverage under the following schedule.

<u>Employee is regularly scheduled for work --</u>	<u>Percentage of premium paid by the Trust</u>
40 or more hours per week	The Trust currently pays 100% of the premium for employees and their eligible dependents
30 to 39 hours per week	The Trust currently pays 100% of the premium for the employee and 75% of the premium for the employee's eligible dependents
25 to 29 hours per week	The Trust currently pays 100% of the premium for the employee and 50% of the premium for the employee's eligible dependents

Information about the Trust's benefits and their respective costs is provided to you at new hire orientation, when you become eligible for the benefit, and/or during open enrollment. Please see an EEO Officer for information about enrollment, waiting periods, and so forth.

You will be denied benefits if you do not timely enroll. You must show proof of dependent eligibility to cover spouses and children (examples: marriage certificate for spouse and birth certificates for children).

The Trust reserves the right to change the level of premium payment participation by the Trust and employees in its sole discretion. The Trust will notify you of any changes in coverage and premiums. Forms for claims are available from an EEO Officer. If you have difficulty with a claim, please contact an EEO Officer for information and help.

The applicable plan documents for each benefit plan or program govern the terms, conditions, and limitations of the benefit plan and are subject to change, modification, or revocation at any time as allowed by law and as set forth in the plan documents. If you have any questions about a benefit plan, please contact an EEO Officer.

SPECIAL NOTE: IT IS VERY IMPORTANT THAT YOU NOTIFY THE TRUST OF ANY CHANGE IN YOUR PERSONAL STATUS, SUCH AS ADDRESS, MARITAL STATUS, FAMILY ADDITIONS, ETC., FOR INSURANCE AND TAX PURPOSES.

Retirement Benefits

Trust employees participate in the Utah Retirement Systems, which includes a 401k defined benefit plan (based on years of service), a 401k matching plan, and a 457 plan.

Eligibility to participate in retirement benefits is set forth in the applicable plan documents and summary plan descriptions.

For employees employed on or before December 31, 2016, the Trust also may provide employees with retiree health benefits, subject to eligibility and the terms, conditions, and limitations of any applicable plan documents. The Trust may require retirees to pay all or a portion of the premium to maintain retiree health benefits. Please see an EEO Officer for more information. Employees hired on or after January 1, 2017, will not be eligible to receive retiree health plan benefits.

Beginning January 1, 2017, Utah Retirement Systems (“URS”) offers a “phased in retirement” program that allows employees to work on a half time basis (generally an average of 20 hours per week) after the employee’s retirement date while the retiree receives 50% of his/her monthly retirement allowance. The Trust shall treat a phased retiree in the same manner as any other part-time employee working in a similar position and number of hours with the Trust, including regarding non-retirement related benefits, leave benefits, medical benefits, and other benefits. The Trust may participate in this program with a retiring employee if the Trust, in its sole discretion, determines it is in the best business interest of the Trust to continue a retiring employee’s employment on a reduced hours basis for some period of time to allow for training, transitions of duties, assistance with overflow work, and so forth. In addition to requiring the agreement of the Trust, eligibility to participate in the URS “phased in retirement” program will be subject to the terms, conditions, and limitations of any applicable plan documents, whether prepared by URS or by the Trust. Please see an EEO Offer for further information.

The plan documents for each retirement plan or program govern the terms, conditions, and limitations of the benefit plan and are subject to change, modification, or revocation at any time as allowed by law and as set forth in the plan documents. If you have any questions about a benefit plan, please contact an EEO Officer.

Early Retirement Benefits

To the extent it may do so through PEHP or any successor to PEHP, and subject to the terms, conditions, and limitations of any applicable plan documents as adopted by PEHP or its successor, as modified from time to time, the Trust will provide retiree insurance benefits for employees hired on or before December 31, 2016, who retire after extended company service as follows:

1. Employees who retire between the ages 62 and 65 with 15 years of service are eligible to continue their participation in the Trust’s group medical benefits plan to age 65. The Trust will pay the premium necessary to continue the retiree’s participation in the group medical insurance to age 65. At age 65, the Trust will provide or pay for the cost of a Medicare supplement as determined by the Trust. Retirees must pay the premium to continue coverage, through COBRA or as otherwise allowed by PEHP, for their spouse and/or dependent children.

2. Employees who retire between the ages of 60 through 61 with 20 years of service are eligible to continue their participation in the Trust's group medical benefit plan to age 65. At age 65, the Trust will provide or pay for the cost of a Medicare supplement as determined by the Trust. Retirees must pay the premium to continue coverage, through COBRA or as otherwise allowed by PEHP, for their spouse and/or dependent children.
3. Employees who retire between the ages of 55 through 59 with 25 years of service are eligible to continue their participation in the Trust's group medical plan to age 65. At age 65, the Trust will provide or pay for the cost of a Medicare supplement as determined by the Trust. Retirees must pay the premium to continue coverage, through COBRA or as otherwise allowed by PEHP, for their spouse and/or dependent children.
4. Retirees may be able to continue group medical insurance coverage for their spouse and/or dependent children through COBRA or a Conversion Plan, as allowed by PEHP, as follows:
 - a. COBRA provides for the continuation of designated group insurance benefits according to COBRA guidelines. Benefits may continue for 18 or up to 36 months, depending on the circumstances. The retiree, spouse, or dependent children will be billed the correct premium for this coverage.
 - b. The PEHP Conversion Plan may provide another option for continuing medical coverage at the time of retirement or termination. Retired or terminated employees may be able to continue medical insurance on the Conversion Plan, if any, for an unlimited period of time, as offered by PEHP or its successor. The retiree, spouse, or dependent children will be billed the correct premium for this coverage.
5. Vision and dental insurance may be continued under COBRA for a period of 18 months, with the retiree paying the premium for this coverage.
6. There is no continuation of individual term life insurance or long-term disability insurance coverage. Term life insurance may be continued under a conversion option on an individual basis, as allowed by the terms, conditions, and limitations of the applicable term life insurance policy.
7. Applications for continuation of coverage under this policy must be received by the Trust within 31 days of the official retirement date. Please contact the Accounts Coordinator for additional information regarding continuation of insurance coverage and insurance premiums.

The Trust will provide the above early retirement benefits only to the extent such benefits are offered through PEHP or any successor to PEHP. Such retirement benefits will be subject to the terms, conditions, and limitations of any applicable plan documents, as modified by PEHP or its successor from time to time.

Nothing in this section is intended to interfere with an employee's rights to continue participation in the Trust's group medical insurance plan for the employee and/or the employee's eligible family members, as allowed by COBRA.

This benefit applies to employees hired on or before December 31, 2016. Employees hired on or after January 1, 2017, are not eligible for this benefit.

Cell Phones

The Trust currently has a cell phone policy that provides cell phones to employees for both business and personal use. The Trust may require the employees to reimburse the Trust for costs associated with their personal use of the cell phone (e.g., data plans, etc.) in an amount determined by the Trust based on average personal usage and other relevant factors. Employees who receive a cell phone under this policy will be required to sign a cell phone use and authorization/reimbursement policy that, among other things, allows the employee's portion of the cost, if any, to be deducted directly from the employee's paycheck. Please request a copy of the form from an EEO Officer. The cell phone policy, and the amount of any required authorization/reimbursement, may be modified from time to time based on the Trust's business needs.

Use of Trust Vehicles

The Trust may provide a vehicle to those who travel regularly on Trust business. Those to whom a vehicle are assigned may be required to sign a vehicle use policy that may, among other things, include a requirement (a) that the employee reimburse the Trust for costs associated with commuting or other personal use miles and/or that acknowledges the Trust may report personal use mileage to the appropriate taxing authorities as fringe benefit income, as determined by the Trust in its sole discretion, and (b) that allows the Trust to deduct any required reimbursements from the employee's paycheck. Please request a copy of the form from an EEO Officer.

The Trust also provides pool vehicles for employee use related to Trust business. With the prior approval of the department manager and the Trust's CEO, an employee may, when a pool vehicle is not available or under special circumstances, use his/her personal vehicle on Trust business. In that event, the Trust will reimburse the employee for mileage in accordance with IRS guidelines. Employees seeking mileage allowance/reimbursement must maintain an accurate log of their travel miles on Trust business and submit the log to Accounting for allowance/reimbursement no less than monthly.

Worker's Compensation

The Trust provides workers' compensation insurance at no cost to all employees as required by law. This program covers any injury or illness sustained in the course of employment with the Trust that requires medical, surgical, or hospital treatment and may provide income if you are unable to work for a period of time. Please report all work-related injuries or illness to your supervisor or to management immediately, no matter how minor they may appear. This will enable you to qualify for workers' compensation coverage as quickly as possible.

Unemployment Insurance

The Trust donates to the Unemployment Security Fund for the State of Utah. This fund provides compensation to you if you are terminated through layoff or for other reasons outside your control. The Trust may contest an award of unemployment benefits to you if you are terminated for cause. However, any final decision about qualification for unemployment benefits is made by the appropriate state agency.

Social Security

The Trust pays one-half of the federal Social Security tax, and you pay one-half through deductions from your pay. The program provides some retirement income, helps your dependents in the event of your death, and provides help with medical bills after retirement through the Medicare Program.

COBRA

The Federal Consolidated Omnibus Reconciliation Act ("COBRA") gives employees and their qualified beneficiaries the opportunity to continue health insurance coverage under the Trust's health plan when a "qualifying event" would normally result in the loss of eligibility. Some common qualifying events are resignation, termination of employment, or death of an employee; a reduction in an employee's hours or leave of absence; an employee's divorce or legal separation; and a dependent child no longer meeting eligibility requirements.

Under COBRA, the employee/beneficiary pays the full cost of coverage at the Trust's group rates plus an administration fee. The Trust provides each eligible employee with a written notice describing rights granted under COBRA when the employee becomes

eligible for continued coverage under the Trust's health insurance plan. The notice contains important information about the employee's rights and obligations.

You must complete the forms and pay the premium within the time requirements. If you fail to do so, you will lose your ability to participate in COBRA and your health insurance benefits.

Work Hours and Compensation

Work Schedule

The Trust's public office hours are 8:00 am to 4:30 pm, Monday through Friday. Your individual work schedule will be determined by your supervisor and the Trust's CEO.

Your supervisor will inform you of your work schedule, including rest and lunch breaks. The Trust reserves the right to establish and modify working hours and schedules for each employee whenever necessary. As required to meet business needs, you may be asked to work additional hours during the work week, on Saturday or Sunday, or during Holidays. The Trust will attempt to notify you of any change in your schedule, including overtime, as soon as possible. The Trust's failure to give advance notice, however, will not excuse you from accepting the additional work assignment or schedule change. Any exceptions must be cleared with your immediate supervisor.

Employee Classification Under the Fair Labor Standards Act

The calculation of the hours worked by employees and their eligibility for overtime compensation is governed by the Fair Labor Standards Act (the "FLSA"). The FLSA classifies employees as either exempt or non-exempt.

- I. Non-exempt Employees. Non-exempt employees can be paid either an hourly rate or a salary. Non-exempt employees are entitled to overtime pay, calculated in accordance with federal regulation, for all hours actually worked in excess of 40 hours per 7-day week (12:01 a.m. Saturday through 12:00 midnight the following Friday). Unless otherwise provided in this handbook or if required by law, vacation, sick leave or other leaves of absence, holidays (unless actually worked), lunch or breaks in excess of 30 minutes, and other time away from work are not counted as time worked for purposes of determining overtime compensation.
2. Exempt Employees. Exempt employees, who generally are classified as executive, administrative, professional, or outside sales personnel, and certain computer personnel and highly-paid employees, are not entitled to overtime pay. As required by the FLSA, exempt employees are paid on a salaried basis, and their salary is not subject to reduction for absences of less than a full work day except as allowed by applicable federal and state law. However, the Trust may deduct partial-day absences from an exempt employee's vacation and sick leave, as allowed by federal and state law.

Accurate Record of Hours Worked

Non-exempt employees are responsible to maintain an accurate record of their hours of work and their use of vacation, sick leave, and similar benefits. In addition to an employee's normal work hours, hours worked include time outside of the employee's regular work hours reviewing work-related emails, text messages, voice messages, etc., responding to work-related emails, text messages, voice messages, etc., answering work-related telephone calls, and other work-related activities conducted outside the employee's regular work hours.

Please contact your supervisor about the proper method of recording hours of work.

In calculating overtime for non-exempt employees, the Trust will consider only actual hours worked. Accordingly, the Trust does not count vacation, sick leave, or other leaves of absence, paid holidays, or other non-work time in calculating hours worked for purposes of paying overtime.

The Trust may require exempt employees to track their work hours to assist the Trust in evaluating work distribution and staffing needs. Exempt employees also are responsible to maintain an accurate record of their use of full- and part-day vacation, sick leave, and similar benefits.

Overtime or Other Work Time Outside an Employee's Regularly-Scheduled Shift

Permission to Work Overtime. Non-exempt employees may perform work outside their regularly-scheduled shift, or overtime, only at the request of and with the prior, express consent of their supervisor.

Any employee who has been requested or has otherwise received approval to begin work before or continue to work after his/her regularly-scheduled shift or on weekends MUST obtain his/her supervisor's approval PRIOR to doing the work. The supervisor is responsible for providing on-site supervision for all worked performed outside of the employee's regular work hours if that work is performed on Trust premises. Employees MUST obtain prior approval for each day that the employee will work outside his/her regularly-scheduled shift.

Use of electronic equipment such as email, cell phones, the internet, and so forth to access work-related voice mail, email, and other electronic communications makes the workplace and employee communications more efficient. However, to avoid

unauthorized overtime, non-exempt employees should not check for, read, send, or respond to work-related emails, text messages, or other types of electronic communication outside of the employee’s regular work schedule. Supervisors likewise should not send emails, text messages, or other similar electronic communications to a non-exempt employee outside of the non-exempt employee’s regular work schedule. In the event of an emergency or to meet a critical business need, a supervisor should contact a non-exempt employee by telephone. Both the supervisor and the non-exempt employee are responsible to ensure that off-hours telephone calls or other communications are recorded as hours worked.

The Trust may take disciplinary action against any employee who works overtime without obtaining prior approval, as required by this policy. Supervisors who violate this policy also are subject to disciplinary action.

Compensatory Time. Federal law allows an employer to grant compensatory time (as opposed to the payment of overtime) to non-exempt employees only in the same work week in which an absence or tardiness occurred or in which the employee worked excess hours. Thus, a non-exempt employee who is tardy or absent from work may make up that time only in the same work week in which the employee was absent or tardy and as approved by the employee’s supervisor in writing. In addition, a non-exempt employee who works additional hours and who wishes to use compensatory time rather than receiving overtime must take the time off in the same work week in which the excess hours were worked and as approved by the supervisor, in writing. In no event may an employee “accrue” compensatory time in one work week to be used in another week.

Work should be organized so that overtime and make-up time is avoided except in extreme or unusual conditions. All overtime and make-up time must be authorized by the employee’s supervisor.

Break and Lunch Periods

Except as set forth below, neither federal nor state law requires an employer to provide rest or lunch breaks. Nonetheless, as allowed by the Trust’s business needs, the Trust allows paid breaks on the following schedule:

If you are regularly scheduled to work 8 or more hours per day	You may take two separate paid breaks of up to 15 minutes per break.
If you are regularly scheduled to work at least 5 but less than 8 hours per day	You may take one paid break of up to 15 minutes or two separate paid breaks of up to 10 minutes per break.
If you are regularly scheduled to work at least 4 hours but less than 5 hours per day	You may take one paid break of up to 10 minutes.

The Trust also allows an unpaid 30 minute lunch break to all employees. Lunch should be taken between the hours of 12:00 noon to 1:00 pm. Certain departments, such as Membership Development, may adjust this schedule to meet department and business needs.

During break and lunch periods, an employee is completely relieved of his/her job duties. Supervisors generally should not request an employee to perform work, including responding to questions or other requests for information, during the employee's rest or lunch breaks.

You may not use a break to extend a lunch period or use either breaks or a lunch period to arrive late or leave early. Your supervisor may make a case-by-case exception for special circumstances such as doctor appointments, physical therapy, and so forth. For exempt employees, you also may not accumulate unused lunch periods to use as compensatory time off at a later date.

The Trust reserves the right to cancel both rest and lunch breaks as necessary to meet business needs.

Breaks for Nursing Mothers

In accordance with federal law, the Trust will provide breaks to a nursing mother to allow her to express breast milk for one year after the child's birth. The Trust will provide an office or other area shielded from view and free from intrusion from co-workers and the public for the employee's use while expressing breast milk. Please contact an EEO Officer to make arrangements for needed breaks for expressing breast milk. Breaks for expressing milk are unpaid except when taken in conjunction with a paid break period. (For example, if an employee takes a 30-minute break to express milk at the same time as the employee's regular rest break, then the employee will be paid for 10 or 15 minutes of the break and will be unpaid for the remaining 15 or 20 minutes).

Payroll Administration

Payday. Checks or direct deposit verification will be distributed bi-weekly on Friday. If a payday happens to fall on a holiday or other non-working day, you will be paid the day prior to the holiday or other non-working day.

Payroll Direct Deposit. We strongly encourage participation in payroll direct deposit, a free service where the Trust will deposit your net pay directly to the financial institution of your choice. The Trust reserves the right to make the direct deposit method of payment mandatory in the future after providing reasonable notice and as allowed by state law. Contact payroll to sign up for this convenient option. The Trust also may elect to pay wages through pay cards.

Payroll Deductions. The Trust takes mandatory deductions from your gross wages. These deductions include federal income tax, social security tax, medicare tax, and applicable state or local taxes. Each employee completes and signs a state and federal withholding allowance form on or before their first day of work. This form must be completed, or modified, in accordance with federal regulations. Questions about an employee's claimed deductions may be referred to the IRS in certain circumstances.

With the proper authorization forms completed, the Trust takes optional deductions from your gross wages each pay period for items not paid for by the Trust such as life insurance, 401(k) contributions, cell phone authorization/reimbursements, and so forth.

Payroll Errors. Every effort is made to avoid paycheck errors. Contact payroll immediately if you believe your paycheck is wrong for any pay period. Your supervisor will allow you time to correct possible errors during the workday. You are required to report both underpayment and overpayment of wages.

Payroll Advances or Loans. The Trust does not under any circumstances advance money on a paycheck or make loans to employees. Neither supervisors nor the payroll department have the authority to change this rule.

Garnishments and Other Legal Process. Your financial conduct is important both to you and the Trust. You should handle your personal financial affairs so that the Trust is not subjected to garnishments for multiple debts.

By court action, a creditor can require the Trust to withhold a certain percentage of your pay. The Trust does not wish to become involved in any employee's personal financial matters, but the Trust can be compelled by law to administer the court's orders. The Trust will deduct an administrative fee from your salary for processing per state law.

Termination of Employment / Payment of Wages and Benefits

Termination of employment may result from your resignation, discharge, retirement, or a reduction in force. You will receive your final paycheck in accordance with applicable state and federal law. In addition, you will be paid for all awarded but unused personal preference time benefits calculated as of the date of termination. You may be able to continue certain insurance benefits, such as health insurance, after termination at your sole expense. You will be notified in writing of any benefits that may be continued and of the terms, conditions, and limitations of any benefit continuance.

If you wish to resign your employment, please submit a written resignation to your supervisor two weeks prior to your date of departure. This will allow the Trust to make arrangements to hire a replacement or distribute your work to other employees. You also should turn in any Trust property and obtain any necessary insurance and other notices. Failure to give proper notice may prevent your rehire.

Time Away from Work

Vacation

The Trust recognizes that employees need time away from work to rest and re-charge and to attend to personal and family matters. To accommodate those needs, the Trust awards vacation benefits to eligible employees as follows:

Years 0 through 5	10 vacation days per calendar year
Years 6 through 25	1 additional ½ day of vacation per full calendar year of employment, to a maximum of 20 vacation days per year

On the employee's 26th anniversary of employment, the Trust will award the employee an additional 5 vacation days, for a total of 25 vacation days per year. On the employee's 31st anniversary of employment, the Trust will award the employee an additional 5 vacation days, for a total of 30 vacation days per year.

Vacation is awarded throughout the year on a pro-rata basis. You may not use vacation in advance of when it is awarded. Your awarded but unused vacation benefits will be reflected on your paycheck stub. Please contact Accounting if you believe the amount of vacation listed is in error.

New employees may not take vacation for at least 6 months after their date of hire unless an exception is granted by the Trust's CEO. Employees who terminate during the first 6 months of employment are not eligible for a vacation payout.

The Trust calculates a vacation day based on the number of hours that the employee is regularly-scheduled to work each work week. For example, if an employee is regularly-scheduled to work 40 hours per week, then a vacation day is equal to 8 hours (40 hours divided by 5 working days in a work week). If, however, an employee is scheduled to work 25 hours per work week, then a vacation day is equal to 5 hours. The calculation is based on the employee's regularly-scheduled hours per work week, not on the number of days per week that the employee works. Employees who are regularly-scheduled to work less than 25 hours per work week are not eligible for vacation benefits. The Trust uses the same method for calculating sick leave benefits (see below).

The Trust requires all eligible employees to take a minimum of 5 vacation days per year. Except in cases of emergency, please submit your request for vacation in writing to your supervisor as far in advance as possible. Supervisors will resolve any vacation scheduling conflicts based on the timing of the request and seniority. The Trust reserves the right to deny a vacation request or to cancel a previously-scheduled vacation if necessary to meet the Trust's business needs.

If you do not use all of your vacation benefits by the end of the calendar year, you may carry forward your unused vacation benefits into the next calendar year up to a maximum of 240 hours. If you have more than 240 hours of awarded but unused vacation benefits at the end of any calendar year (“excess benefits”), the Trust will pay you for up to 40 hours of the excess benefits, calculated at your regularly base wage (without overtime, bonuses, etc.). If you still have additional excess benefits, you may carry those vacation benefits forward into the next calendar year but you will not be awarded any additional vacation benefits until your vacation bank drops below 240 hours.

If you terminate your employment with the Trust for any reason, the Trust will pay you the value of your awarded but unused vacation benefits at your regular base wage at the time of termination (without overtime, bonuses, etc.). The Trust will not be required to pay unused vacation benefits to any employee terminated for embezzlement, theft, or the like.

Sick Leave

The Trust provides income security to eligible employees who miss work due to illness. The Trust awards sick leave to eligible employees at the rate of 9 days per calendar year. A day of sick leave is calculated based on the employee’s regularly-scheduled hours per work week (see the Vacation policy for further explanation). Sick leave is intended to replace salary or wages that would be lost due to illness. Thus, you may not use sick leave on a day that you otherwise would not regularly be scheduled to work. You also may not use sick leave benefits to extend a vacation or holiday. However, the Trust will use your awarded but unused vacation benefits to cover any continued absence due to illness after you have exhausted your available sick leave benefits. If you remain unable to return to work after exhausting your available vacation and sick leave benefits, you may request a further leave of absence (see “Other Leaves of Absence” set forth below).

Please contact your supervisor, prior to your scheduled work shift, if you are unable to report to work due to illness. You must contact your supervisor each day that you are absent from work due to illness. The Trust will require you to provide a note from a health care provider for a sick leave absence in excess of 5 consecutive business days.

You may use sick leave due to illness and/or for doctor, dentist, and other medical care provider appointments for yourself, your spouse, your child(ren), and step- or foster child(ren) that reside with you in your primary residence.

The Trust recognizes that, on occasions, an employee may suffer from a longer-term illness. To provide additional salary protection in those instances, the Trust allows employees to bank their unused sick leave. Thus, at the end of the calendar year, the

Trust will place an employee's unused sick leave into a sick leave bank. The employee can draw against the sick leave bank prior to using his/her vacation benefits.

After an employee has accumulated 30 hours of sick leave in his/her sick leave bank, the employee may convert further accumulated sick leave in excess of 30 hours to additional vacation on the following schedule. The employee may convert the sick leave to vacation at any time during the year but must receive prior approval from the employee's supervisor. The Trust may deny the request to convert sick leave to vacation based on business needs.

1 to 5 years of continuous employment	No conversion to vacation allowed
6 to 10 years of continuous employment	4 sick leave days may be converted to 1 vacation day
11 to 15 years of continuous employment	3 sick leave days may be converted to 1 vacation day
More than 15 years of continuous employment	2 sick leave days may be converted to 1 vacation day

As a further incentive to employees to use sick leave only as necessary and to create a sick leave bank for longer-term illness, if you use 4 or fewer days of sick leave in the calendar year, you may exchange one day of sick pay for a bonus equal to one day's base pay. To be eligible for this benefit, you must have worked for the Trust for at least 12 months and have accumulated sick leave during that time. The Trust also may allow employees to accumulate sick leave to be used to pay a portion of the employee's participation in retiree health benefits, if applicable.

Holidays

The Trust observes the following holidays:

- New Year's Day (January 1)
- Dr. Martin Luther King, Jr. Day (third Monday of January)
- Washington and Lincoln Day (third Monday of February)
- Memorial Day (last Monday in May)
- Independence Day (July 4)
- Pioneer Day (July 24)
- Labor Day (first Monday in September)
- Columbus Day (second Monday of October)
- Veterans Day (November 11)
- Thanksgiving Day (4th Thursday in November)
- ½ day Christmas Eve (December 24)
- Christmas Day (December 25)
- Employee's birthday (1/2 day)

If any of these established holidays falls on Sunday, the following Monday is considered as a holiday. If any of these holidays falls on a Saturday, the Friday before is considered as a holiday.

If you are a full-time, non-exempt employee and are required to work on a paid holiday, you will be paid eight hours of holiday pay at your base hourly wage plus the appropriate rate for hours actually worked on the paid holiday. Part-time employees will be paid holiday pay on a pro rata basis calculated on the employee's regularly-scheduled work hours. The holiday hours will not count as hours worked for purposes of calculating overtime.

If the Trust requires an exempt employee to work a holiday, the Trust will allow the employee to take the holiday at a later date but no later than 14 days after the scheduled holiday. The Trust strongly encourages exempt employees to schedule their work and travel to avoid working or traveling on a holiday. Accordingly, exempt employees must obtain prior approval from the Trust's CEO before working on a holiday.

You will not receive holiday pay if you are on an unpaid leave of absence or off due to disciplinary action and/or suspension.

Family and Medical Leave (Including Leave to Support Family Members In the Military ("FMLA"))

Purpose. The Trust understands that there will be times that employees need to be away from work due to their own serious health condition or the serious health condition of family members or for the birth or adoption/placement of a child. In addition, the Trust supports employees and their families who are affected by military service.

The Family and Medical Leave Act of 1993 (the "FMLA") and any related regulations govern this policy. If any conflict exists between this policy and the governing regulations, the governing regulations shall control. This policy does NOT create any contractual rights or obligations beyond those required by the Family and Medical Leave Act, as amended from time to time.

Leave under the FMLA is unpaid. As discussed below, the Trust generally will require that all awarded but unused vacation and sick leave available to an employee be used concurrently with FMLA leave.

If you desire to take family or medical leave or if you have any questions about the FMLA leave policy, please contact an EEO Officer.

Eligibility. You are eligible for leave under this policy if:

- (a) You have been employed by the Trust for at least 12 months as of the date the leave is to start (the 12 months does not need to be consecutive unless there has been a break in service of 7 or more years);
 - (b) You have worked at least 1,250 hours during the previous 12-month period (determined from when the leave is to start); and
 - (c) The Trust employs at least 50 employees at your work site or within a 75-mile radius of your work site (determined as of the date you give notice of need for leave).
- NOTE: THIS REQUIREMENT APPLIES TO THE TRUST.*

In cases where the Trust employs both spouses, the leave period for both employees combined may be limited to a total of 12 weeks during any 12-month period in certain circumstances.

If your hours of work or any break in service at the Trust may have been affected by your fulfillment of National Guard or Reserve military duty service obligations, please contact an EEO Officer for assistance in determining your eligibility.

Leave Available Under the FMLA for Childbirth, Adoption, Foster Care, and Serious Health Conditions. In accordance with the FMLA and its regulations, the Trust will allow eligible employees to take a leave of absence of up to 12 weeks during any 12-month period for absences relating to:

- (1) The birth of the employee's child and to care for that child
- (2) The placement of a child with the employee for adoption or foster care
- (3) To care for the employee's spouse, child, or parent (a "Family Member") who has a serious health condition
- (4) A serious health condition that makes the employee unable to perform the functions of the employee's position

For purposes of paragraphs (1) through (4) above, the Trust uses a rolling 12-month period measured backward from the date of any FMLA leave usage.

Serious Health Condition. Leave under the Family and Medical Leave Act is available for serious health conditions only. For information regarding the definition of serious health condition, please contact an EEO Officer. See 29 C.F.R. § 25.113. Absent complications, a serious health condition generally does not include the common cold, the 'flu, earaches, minor ulcers, upset stomach, headaches other than migraine, routine dental or orthodontia problems, periodontal disease, routine physicals, or office visits.

Except for those employees taking leave at the time of the birth of a child or foster or adoptive placement of a child, the Trust will require certification of a serious health condition by the appropriate health care provider. The Trust may request an authentication and clarification of the certification. In addition, the Trust may request a second and third opinion as provided for by the Family and Medical Leave Act. The Trust also may request recertification on a reasonable basis.

Leave Related to Military Service of Family Members. The Trust also will provide eligible employees with a leave of absence for a “qualifying exigency” arising out of the fact that the employee’s spouse, child, or parent (the “Covered Military Member”) is on active duty or call to active duty status in support of a contingency operation (“Military Service”). A call to active duty refers to a Federal call to active duty. State calls to active duty are not covered unless under order of the President of the United States. [See 29 CFR §§ 825.126 & 825.127]

Eligible employees may qualify for up to 12 weeks of leave during any 12-month period, depending on the particular circumstances.

Qualifying Exigency

A qualifying exigency includes leave necessitated by Military Service for

- Short-notice deployment (as defined below)
- Rest and recuperation (as defined below)
- To attend military events and related activities, including family support or assistance programs and informational briefings
- To arrange for alternative childcare or to provide childcare on an urgent, immediate leave basis (but not on a routine, regular, or everyday basis)
- To enroll in or transfer to a new school or day care facility or to attend meetings with school or daycare staff (e.g., meetings regarding disciplinary measures, parent-teacher conferences, counseling, etc.)
- To make financial and legal arrangements
- To attend counseling
- To attend post-deployment activities
- Other additional activities as agreed by the EEO Officer.

Leave for a qualifying exigency may be limited to the period of deployment and, in some instances, for 90 days following deployment and further may be limited by the actual time necessary to attend to such activities. [See 29 C.F.R. § 825.126].

Short-Notice Deployment

A leave of absence in the event of a short-notice deployment is intended to allow the employee to address those issues that arise when a Covered Military Member is notified of an impending call or order to active duty in support of a contingent operation. A leave of absence due to a short-notice deployment is limited to up to 7 calendar days, beginning on the date a Covered Military Member receives notice of the impending call or order to active duty.

Rest and Recuperation

Eligible employees may take up to 5 days of leave to spend time with a Covered Military Member who is on short-term, temporary, rest and recuperation leave for

each instance of such leave that occurs during the Covered Military Member's deployment.

Care of Injured Family Member

The Trust also will provide a leave of absence of up to 26 weeks during a single 12-month period to an eligible employee to care for a Covered Military Member who is (i) a current member of the Armed Forces (including a member of the National Guard or Reserves) or (ii) a member of the Armed Forces, the National Guard, or Reserve on active duty who is on the temporary disability retired list who has a serious injury or illness incurred in the line of duty for which the Covered Military Member is undergoing medical treatment, recuperation, or therapy; or otherwise in outpatient status; or otherwise on the temporary disability retired list.

Eligible employees may not take leave under this section to care for former members of the Armed Forces, former members of the National Guard and Reserves, and members on the permanent disability retired list.

Serious Injury or Illness

A serious injury or illness means an injury or illness incurred by a covered service member in the line of duty on active duty that may render the service member medically unfit to perform the duties of his or her office, grade, rank, or rating.

The 12-month period described in this section begins on the first day the eligible employee takes FMLA leave to care for a covered service member and ends 12 months after that date. This leave entitlement is limited to a single leave per covered service member and per injury or illness. See 29 C.F.R. § 825.127 for further details.

Intermittent or Reduced-Schedule Leave. If you take a leave of absence due to the birth, adoption, or foster care placement of a child, (a) you must do so by the end of the 12-month period beginning on the date of the birth or placement of a child and (b) you may not take leave intermittently or on a reduced leave schedule unless the Trust, in its sole discretion, gives written consent.

If you take a leave of absence due to your own serious health condition or that of a Family Member or due to Military Service, you may be able to take leave intermittently or on a reduced-schedule basis, as governed by the provisions of the Family and Medical Leave Act. To qualify for intermittent or reduced schedule leave, there (a) must be a medical need for leave and (b) the medical need can be best accommodated through an intermittent or reduced-schedule leave.

If you intend to use intermittent or reduced-schedule leave for ongoing medical treatment for yourself or your Family Member, you should make a reasonable effort to schedule those treatments outside your regularly-scheduled work hours. In addition, if you need leave on an intermittent or reduced-schedule basis that is foreseeable based on planned medical treatments, the Trust may transfer you to another position, without loss of pay or

benefits, that will better accommodate your use of intermittent or reduced schedule leave. After the leave ends, you will be returned to your previous position or to a substantially equivalent position, as required by the Family and Medical Leave Act.

The amount of intermittent or reduced-schedule leave available to each employee will be calculated based on the individual employee's regularly-scheduled work week and work hours [see 29 C.F.R. § 825.205].

Notice of Need for Leave. Where possible, you must provide the Trust with at least 30-days' prior notice of your intent to take leave pursuant to this policy. If circumstances prevent you from giving 30-days' notice, you must give as much notice as possible under the circumstances. Failure to give proper notice may result in a delay (but not denial) of your leave.

Reinstatement. On return from family or medical leave or leave due to Military Service, the Trust will reinstate you to the position you held when your leave commenced or to an equivalent position with equivalent employment benefits, pay, and other terms and conditions of employment unless you were subject to layoff, discharge, or reassignment during your leave for reasons unrelated to the leave.

Insurance benefits, if any, will continue during your leave period provided you pay any portion of the premium for which you are obligated. Please make arrangements with the Accounting Department to pay your share of any premium. If you fail to pay your share of any insurance premium, the Trust may recover your share of the premiums from you on your return to work, as allowed by FMLA regulations.

If you fail to return to work at the end of your leave period, the Trust may recover from you all amounts it paid to continue your insurance coverage during your leave period unless your continued absence is the result of the continuation, recurrence, or onset of a serious health condition or of other circumstances beyond your control, as allowed by the FMLA regulations.

Employee's Obligations. During FMLA leave, you may NOT work for yourself (i.e., be self-employed), work for any other individual or entity, or otherwise engage in any other activity for compensation (except passive investments).

You must use all accumulated but unused vacation or other paid time off, if applicable, as part of your leave period, for a total of 12-weeks' leave during any 12-month period. After all vacation and other paid time off, if applicable, has been exhausted, the remainder of the leave of absence will be unpaid.

If you are on a leave of absence due to a work-related illness or injury and are eligible for FMLA leave, your FMLA leave will run concurrently with any worker's compensation leave. In that event, you will not be required to use your unused vacation or other paid time off unless you request to do so to supplement your worker's compensation benefits. You also may request to use your unused vacation or other paid time off to supplement any short or long-term disability benefits that you may receive during FMLA leave.

During FMLA leave, you are expected to notify your supervisor or an EEO Officer of your status and anticipated date of return to work.

If you are returning from leave after your own serious health condition, the Trust will require that you provide a release from your health care provider and/or a statement of any work restrictions prior to returning to work after an absence of 4 or more consecutive days. In addition, the Trust may require a release to return to work and/or a statement of any work restrictions from your health care provider in other circumstances (e.g., absence of less than 4 consecutive days), as the Trust determines appropriate, in its sole discretion.

Jury Duty

As a citizen, you may be called to serve on a jury. While not required by state or federal law, the Trust's policy is to grant employees a paid leave of absence not to exceed 10 business days for jury service. You must remit to the Trust any jury duty fees that you receive. The Trust will continue to provide insurance benefits for the full-term of the jury duty if the employee pays his/her portion of any applicable insurance premium. Benefit accruals such as vacation, sick leave, or holiday benefits will continue during paid or unpaid jury duty leave.

Please provide your supervisor with a copy of your jury duty summons as soon as possible. In addition, The Trust reserves the right to require you to provide proof of jury service upon return to work. You are expected to report to work during your regular work hours whenever the court schedule permits.

Witness Leave

If you are summoned to appear as a witness at a trial or other proceeding, the Trust will allow you to miss work as necessary to respond to the summons. Please provide your supervisor with a copy of the summons as soon as possible.

If you are a non-exempt employee, any time away from work to appear as a witness will be unpaid unless you elect to use available vacation time. Exempt employees are entitled to paid witness leave, less any sums received as a witness fee, as required by federal law. If you are summoned to appear as a witness in any action involving the Trust, the Trust will treat the time as hours worked, and you will be paid at your regular rate of pay for those hours.

Military Leave

The Trust will provide military leave or re-employment after military service (whichever is applicable) to all employees called, voluntarily or involuntarily, to military service in the Armed Forces, Reserves, or National Guard, as required by federal and state law. To take advantage of this policy, you must request re-employment or return to work after a leave of absence (whichever is applicable) within the time frames established by law.

Please provide your supervisor with verbal notice of your military orders and with a copy of your military orders as soon as possible after they are received so that the Trust can arrange to cover your work while you are on leave. Non-exempt employees will not receive any pay during military leave. Exempt employees may be entitled to paid leave (less any amounts received for his/her military service) for short-term military duty.

Funeral Leave / Bereavement Leave

Employees may have necessary time off to make funeral arrangements and to attend the funeral of a spouse, child, parent, parent-in-law, grandparent, grandchild, or sibling or corresponding in-law or "step" relation. Full-time employees are paid up to three, eight hour days' straight-time pay for bereavement unless on vacation or a leave of absence at the time. A copy of the obituary and/or the funeral program must accompany your request for bereavement pay.

Administrative Leave

The Trust's CEO may place any employee on administrative leave. Administrative leave may be with or without pay, as allowed by federal law. Administrative leave may be used to allow the Trust to conduct a workplace investigation, suspension of business due to natural disaster, pending resolution of an ongoing grievance procedure, and so forth.

Other Leaves of Absence

If a situation should arise in which you must spend an extended period away from work (e.g., serious health condition, extended bereavement leave, etc.) and you are not eligible for leave under the FMLA, you should discuss it in advance (where possible) and in detail with an EEO Officer. You may be granted an unpaid leave of absence of no longer than 30 calendar days if conditions warrant, in the Trust's sole discretion and taking into account the Trust's business needs. While the Trust will attempt to hold your position open for you during an extended leave of absence, the Trust reserves the right, based on business needs and after notice to you, to fill your position in your absence.

The Trust may grant a leave of absence longer than 30 days as required by the Americans with Disabilities Act.

If you are returning from leave after your own serious health condition, the Trust will require that you provide a release from your health care provider and/or a statement of any work restrictions prior to returning to work after an absence of 4 or more consecutive days. In addition, the Trust may require a release to return to work and/or a statement of any work restrictions from your health care provider in other circumstances (e.g., absence of less than 4 consecutive days), as the Trust determines appropriate, in its sole discretion.

Because on operating needs, the Trust cannot guarantee your job will be available for you when and if you return. If it becomes necessary to fill your job in your absence, the Trust will consider you for any jobs available at the time you are able to return to work and for which you are qualified.

NOTE: During any leave of absence from the Trust, including FMLA leave, you may NOT work for yourself (i.e., be self-employed), work for any other individual or entity, or otherwise engage in any other activity for compensation (except passive investments). This policy does not apply to your service to the military (see Military Leave above).

Except as required by the FMLA, the Trust will continue your health benefits during any leave of absence of 30 days or less to the extent allowed by law.

Please complete a Request for Leave form, together with any supporting documentation, as far in advance as possible for any request for leave. You may obtain a Request for Leave form from any EEO Officer. Please stay in contact with your supervisor during any extended leave regarding your anticipated return to work. The Trust may delay your return to work as necessary to address scheduling and work assignment issues, obtain any required releases from health care providers, and so forth.

Disciplinary Action and Grievance Procedure

Purpose

Standards for employee behavior are necessary for the Trust's efficient operation and for the benefit and safety of all employees. At times, employees may engage in conduct that interferes with operations, discredits the Trust, is offensive to customers or employees, or that otherwise is unacceptable to the Trust. In that event, the Trust may elect to take corrective or disciplinary action if the Trust believes that corrective or disciplinary action may correct a work-related problem. At all times, the Trust reserves the right to terminate an employee at-will to the full extent allowed by law.

Types of Corrective or Disciplinary Action

Disciplinary or corrective action includes but is not limited to, verbal warning; written warning; corrective action plans; suspension with or without pay (suspension without pay applies to exempt employees only as specifically allowed by law); probation; demotion or reassignment; reduction in salary (applies to exempt employees only as specifically allowed by law); and employment termination, with or without advance notice or other disciplinary action.

While the Trust will use a progressive disciplinary procedure as appropriate to the particular circumstances, the Trust is not required to follow any particular order of disciplinary action and may adjust its progressive discipline based on the circumstances of each particular case provided any variance is consistent with the Trust's policies against discrimination and in accordance with any applicable due process requirements. An employee who disagrees with any written disciplinary action may submit a rebuttal or explanation and both the disciplinary action and the employee's rebuttal or explanation shall be maintained in the employee's personnel file. An employee also may file a grievance if corrective or disciplinary action involves a suspension without pay of more than 2 days, a demotion, or termination of employment (see "Employee Grievance Procedure" set out below).

A probationary period does not guarantee the employee will remain employed to the end of the probationary period. Successful completion of probationary status does not alter the employee's at-will status or guarantee later employment or limit the Trust's discretion with respect to disciplinary or corrective action, either during or after the probationary period.

Inappropriate Conduct

Following is a list of the types of conduct that may lead to disciplinary or corrective action. This list is not exclusive.

- Failure properly to perform job tasks and assigned duties or to follow instructions
- Needless obstruction or interference with work, services, or facilities
- Absence without notice or excessive absenteeism or tardiness
- Clocking in or out for another employee or requesting another employee to clock in or out for you
- Falsifying records, including, without limitation, employment applications, time records, and employee benefit applications
- Watching videos, movies, television shows, internet shopping or other non-business related computer or internet activities during work time or other misuse of the internet or Trust computers
- Possessing, distributing, transferring, purchasing, selling, using, or having the presence of alcohol or illegal drugs (including the abuse of legal drugs) in your system while on Trust property, while attending business-related activities, while on duty, or while operating a vehicle while on Trust business or otherwise violating the terms of the Trust's substance abuse policy
- Refusing to follow safety procedures, including, but not limited to, failing to wear assigned safety equipment or failing to abide by safety rules and policies
- Possession of dangerous or unauthorized materials or weapons in the work place
- Using work time for personal activities, including, but not limited to, hobbies, handicrafts, recreational games, internet surfing, or performing work for third parties
- Use of telephones, office equipment, or computer equipment for personal use or for the benefit of third persons without permission from management
- Sexual or other unlawful harassment or discrimination
- Fighting or threatening, intimidating, or coercing another employee or horseplay or other boisterous or disruptive activity in the work place
- Bullying or other similar conduct
- Abusive or profane language or conduct
- Sleeping while on duty
- Insubordination or other disrespectful or unprofessional conduct
- Unauthorized release or use of confidential information or business trade secrets
- Actual or attempted theft or inappropriate removal or possession of Trust property or property belonging to another employee
- Misusing, destroying, or purposely damaging any Trust property or property of another employee
- Violation of personnel policies or guidelines
- Stopping work before time specified or over-staying rest or lunch periods
- Working unauthorized overtime
- Unbusinesslike conduct
- Failing to treat co-workers in a professional and respectful manner

- Insubordination or other refusal to perform assigned work or to comply with a supervisor's lawful instructions

The above list is not exclusive, and the Trust reserves the right, in its sole discretion, to discipline any employee, up to and including immediate termination, for conduct not specifically set forth above or elsewhere in the handbook. Any failure by the Trust to take disciplinary action or terminate an employee for one or more of the above reasons, or for any other reason, does not mean the Trust accepts the conduct or waives its right to take disciplinary action in the future for the same reason or under the Trust's general at-will employment policy.

Employee Grievance Procedure

Step One: Prior to demoting an employee, suspending an employee without pay for more than 2 days, or terminating an employee (hereinafter, the "Action"), the Trust will provide the employee with a written explanation of the reasons for which the Trust proposes to take Action. This notice is a notice of proposed action only and does not mean that a final decision has been made.

Step Two: Within 5 business days after receiving the Action, the employee may request a meeting with his/her supervisor to discuss the proposed Action. The employee may be represented by legal counsel at the meeting; provided, however, that the employee must provide notice at least 3 business days prior to the meeting that he/she will be represented by legal counsel. At the meeting, the employee is encouraged to provide information, including written documentation, which the employee believes is relevant to the proposed Action. After considering any information provided by the employee, the Trust will provide the employee with an interim final decision regarding the Action.

Step Three: Within 5 business days after receiving the interim final decision, the employee, in writing, may request a meeting with the Trust's CEO. The employee may be represented by legal counsel at the meeting with the Trust's CEO; provided, however, that the employee must provide notice at least 3 business days prior to the meeting that he or she will be represented by legal counsel. The Trust encourages the employee to provide a written response to the interim final decision stating the reasons that the employee disagrees with the interim final decision at least 3 business days prior to the meeting with the Trust's CEO.

Step Four: Within 5 business days after the meeting with the Trust's CEO, the CEO will provide the employee with a written decision regarding the Action. The CEO's decision shall be final. Only the Trust's CEO has the authority to demote an employee, suspend an employee for 2 or more days without pay, or terminate an employee.

If the employee reports directly to the Trust's CEO, the employee may request and identify a senior level supervisor, in addition to the Trust's CEO, to participate in the meeting under Step Three of the grievance procedure. The CEO also may request and

identify an additional senior-level supervisor to participate in the meeting. The CEO will consult with the senior level supervisors who participated in the meeting, as well as the the Trust's Chairman of the Board, prior to rendering a final decision under Step Four.

Use of Trust Technology Resources

This policy is intended to outline the general rules relating to use of the Internet, email, computers, phones and other electronic devices and information technology resources (collectively “Technology Resources”) of the Trust by Trust employees. These Technology Resources are provided to Trust employees to assist in the efficient day to day operations of the Trust. Employees shall use Technology Resources in compliance with this policy. Employees are encouraged to use Technology Resources appropriately. Unacceptable use of Technology Resources can place the Trust and others at risk.

Scope.

This policy must be followed in conjunction with other Trust policies governing appropriate workplace conduct and behavior. The Trust complies with all applicable federal, state and local laws as they concern the employer/employee relationship, and nothing contained herein should be construed to violate any of the rights or responsibilities contained in such laws. All Technology Resources provided by the Trust are owned by the Trust, including all information used or stored on any electronic device owned by the Trust.

Employee Conduct.

1. By virtue of using the Technology Resources employees have no expectation of privacy relating to such use and Trust employees are consenting to having their use of Technology Resources monitored. **The Trust has software and systems in place that can monitor and record all Internet usage.** Employees should be aware that the Trust’s security systems are capable of recording (for each and every user) each World Wide Web site visit, each chat, newsgroup or email message, and each file transfer into and out of our internal networks, and the Trust reserves the right to do so at any time. The Trust’s management will review Internet resources and analyze usage patterns, and may choose to publicize this data to assure that company Internet resources are devoted to maintaining the highest levels of productivity.

Trust management may:

(a) View, authorize access to, and disclose the contents of electronic files or communications, for any purpose, including as required for legal, audit, or legitimate Trust operational or management purposes;

(b) Monitor the network or email system including the content of electronic messages, including stored files, documents, or communications as they are displayed in real-time by employees, or otherwise.

(c) Review the Internet addresses of any sites visited by an employee, the length of time each site is viewed, and any images or documents that are viewed, printed or downloaded are recorded.

2. An employee may engage in incidental and occasional personal use of Technology Resources provided that such use does not:

(a) Disrupt or distract the conduct of Trust business due to volume, timing, or frequency;

(b) Involve solicitation of any products or services not related to the Trust's business. (The Trust may allow exceptions relating to the employee's occasional use of Ebay or similar websites to sell or trade items of personal property. Please see the Trust's CEO for further information.);

(c) Involve actions, which are intended to harm or otherwise disadvantage the Trust; or

(d) Involve illegal and/or activities prohibited by this rule.

3. An employee shall:

(a) comply with the Government Records Access and Management Act, as found in Section 63G-2-101 et seq., Utah Code, when transmitting information with Trust provided Technology Resources.

(b) Report to agency management any computer security breaches, or the receipt of unauthorized or unintended information.

(c) Only send emails and other correspondence that is professional and respectful in tone. Such communications should not be used for debate or argument or to say something that the employee is unwilling to communicate verbally. Employees are reminded that email communications may be stored electronically on the Trust's computer systems and accessed by others within the Trust, as allowed by Trust policy.

4. While using Technology Resources, an employee, whether during working hours or on personal time, may not:

- (a) Access private, protected or controlled records regardless of the electronic form without written management authorization;
- (b) Divulge or make known his/her own password(s) to another person, other than to authorized personnel;
- (c) Distribute offensive, disparaging or harassing statements including those that might incite violence or that are based on race, national origin, sex, sexual orientation, age, disability or political or religious beliefs;
- (d) Distribute information that describes or promotes the illegal use of weapons or devices including those associated with terrorist activities;
- (e) View, transmit, retrieve, save, print or solicit sexually-oriented messages or images;
- (f) Use Technology Resources to violate any local, state, or federal law;
- (g) Use Technology Resources for religious or political functions, including lobbying;
- (h) Represent oneself as someone else including either a fictional or real person;
- (i) Knowingly or recklessly spread computer viruses, including acting in a way that effectively opens file types known to spread computer viruses particularly from unknown sources or from sources from which the file would not be reasonably expected to be connected with. Please report any actual or suspected virus contamination immediately to your immediate supervisor or the IT Manager;
- (j) Create and distribute or redistribute "junk" electronic communications, such as chain letters, advertisements, or unauthorized solicitations.
- (k) Download or use any pirated software or digital media, or install any other programs on Trust equipment because of the potential for virus contamination, copyright infringement, and so forth, without the prior consent of the IT Manager.
- (l) Disable, defeat or circumvent any Trust security facility, including firewalls, proxies, Internet address screening programs and other security programs or systems.
- (m) engage in online gambling or any similar kinds of activities.

If Trust management determines that an employee has violated this policy, they may impose disciplinary actions, up to and including termination, and may restrict use of Information Technology.

The Trust may require employees to sign a separate statement of this policy to be placed in the employee's personnel file.

No Expectation of Privacy

Because the Trust's Technology Resources, as defined above, are owned by the Trust, employees have no right of privacy to any information, whether of a personal or business nature, stored in the Trust's Technology Resources, including information that is stored in active, archived, or deleted files. Further, the Trust reserves the right at any time to review any information contained or stored in the Technology Resources that the Trust uses now or may use in the future, whether stored in active, deleted, or archived files.

The Trust also provides desks, drawers, cabinets, lockers, and work areas to its employees. All work areas, desks, cabinets, drawers, lockers, and other storage and work place areas provided by the Trust to any employee(s) belong to the Trust. No employee has any right to any expectation of privacy in these areas. The Trust therefore reserves the right to conduct a workplace search of these areas at any time, with or without prior warning or cause. No employee may place a private lock on any property owned by the Trust (including, without limitation, as password) unless (a) he/she has received prior permission from his/her supervisor or the IT Manager and (b) he/she has provided the password, lock combination, or lock key to the Trust that allows the Trust access to the computer or locked property.

Use of Recording and Camera Devices

Employees may not take pictures of or make voice or similar recordings of co-workers, supervisors, managers, or others at the workplace or while on Trust business without the prior permission of the individual being photographed or recorded unless authorized in advance by Human Resources. This includes the use of camera phones, pocket or mini recorders, and similar devices. Any authorization for taking pictures or voice or other recording must be obtained in advance.

To protect the Trust's trade secrets and proprietary information, employees also may not use camera phones or otherwise photograph or copy documents, processes, equipment, machinery, etc. except as required in the performance of their job duties.

Under the National Labor Relations Act, employees have a right to self-organization, to form, join, or assist labor organizations, to bargain collectively through representatives of their own choosing, and to engage in other concerted activities for the purpose of collective bargaining or other aid or protection (including the discussion of wages,

benefits, workplace environment, and otherwise). These rights apply whether or not you are a member of a union. Accordingly, you have the right to discuss the terms and conditions of your employment with co-workers and third parties for the purpose of mutual aid or protection. Nothing in this policy or any other policy contained in this handbook or other documents issued by the Trust is intended to limit your rights under the National Labor Relations Act. Consistent with these rights, nothing in this policy prevents an employee from taking pictures or making voice or similar records of co-workers who are engaged in any form of union organizing, including picketing activities, or are otherwise engaged in meetings, discussions, or other activities that relate to the terms and conditions of their employment (e.g., wages, workplace safety concerns, benefits, etc.)

The Trust recognizes that, on occasion, voice or similar recordings may assist an employee in asserting a claim of discrimination or harassment. The Trust encourages employees to comply with the Trust's policies on reporting harassment and discrimination as set forth in this handbook and to involve a Trust EEO Officer in any decision to record incidents of harassment, discrimination, or other workplace misconduct.

The purpose of this policy is to protect employees from being subjected to undue embarrassment, ridicule, or bullying based on a co-worker using a recording or photographic device to record or photograph an employee without the employee's knowledge or consent.

Surveillance / Monitoring

From time to time, the Trust may elect to use cameras or other audio or video monitoring equipment to investigate incidents of workplace theft, abuse or misuse of equipment or other Trust property, use of drugs or alcohol in violation of Trust policy, inappropriate use of Trust facilities, and for any other reason deemed appropriate and reasonable by the Trust.

The Trust reserves the right to undertake surveillance or monitoring activities in offices, general work areas, hallways, and other areas that are generally open to the employee population. Employees should not have any expectation of privacy in such areas. Except in relation to an investigation of workplace theft or illegal activity, or the monitoring of building entry doors and hallways, the Trust will consult with the primary occupant of any office prior to conducting surveillance or other monitoring activities within a private office area.

The Trust will not undertake surveillance in any restroom or any area where employees are receiving first aid or other medical treatment. The Trust will conduct surveillance or monitoring of employee lunchroom areas only as part of a current, ongoing investigation into workplace theft, destruction of Trust property, or based on a reasonable suspicion of

illegal activity that the Trust has a good faith reason to believe may be occurring in the lunchroom area.

Travel

From time to time, employees may be required to travel on Trust business. The Trust has adopted a travel and business expense authorization/reimbursement policy relating to travel on Trust business. Please request a copy of the form from an EEO Officer).

EMPLOYEE ACKNOWLEDGMENT

I hereby acknowledge that I received a copy of the Utah Local Government Trust Employee Handbook (Effective January 1, 2016). I understand that the provisions of the Employee Handbook do not create a contract of employment between me and the Trust. I further understand that nothing in the Employee Handbook, or any particular policy, practice, or guideline stated in the handbook, creates any contractual rights or obligations between me and the Trust.

I acknowledge that I have reviewed the Trust's policies regarding Equal Employment Opportunity and agree to abide by the terms of those policies.

Date: _____
Employee Signature _____

Print Name: _____

4837-0242-4109, v. 1

INDEX

ABOUT THE HANDBOOK	1
IMPORTANT CONTACT INFORMATION.....	2
EQUAL EMPLOYMENT OPPORTUNITY	3
Purpose.....	3
Sexual and Other Forms of Illegal Harassment or Discrimination	3
Americans with Disabilities Act	5
Requesting an Accommodation.....	6
Response to an Accommodation Request	6
Religious Discrimination and Accommodation	7
Pregnancy Accommodation	8
I-9 Compliance	8
Retaliation	9
Administration by EEO Officer	9
STATUS OF EMPLOYMENT AND EMPLOYEE RECORDS.....	10
Employment At-Will.....	10
Applicant Information Retention, Disposition, Access, and Confidentiality Policy	10
Background Checks	11
Employee Classifications	11
Full-time Employees.	11
Part-time Employees	11
New Employee Status	12
Temporary Employees.....	12
Regular Employees.	12
Promotion.....	12
Length of Service	12
Performance Reviews	12
Access to Personnel File	13
WORKPLACE INTERACTIONS AND CONDUCT	14
Prohibition of Fraudulent Activity	14
Treating Others with Respect / Anti-Bullying	15
Nepotism / Supervisor-Subordinate Relationships	16
Workplace Safety / Threats of Violence.....	17
Appropriate Professional Dress	18
Organized Workspace	18
Substance Abuse.....	19
Social Media	19
Confidentiality of Information	21

BENEFITS	22
Education / Training	22
Insurance and Other Benefits	22
Retirement Benefits	23
Early Retirement Benefits	24
Cell Phones	26
Use of Trust Vehicles	26
Worker’s Compensation	27
Unemployment Insurance	27
Social Security	27
COBRA	27
WORK HOURS AND COMPENSATION.....	29
Work Schedule.....	29
Employee Classification Under the Fair Labor Standards Act.....	29
Non-Exempt Employees	29
Exempt Employees.....	29
Accurate Record of Hours Worked	30
Overtime or Other Work Time Outside an Employee’s Regularly-Scheduled Shift	30
Permission to Work Overtime.....	30
Compensatory Time	31
Break and Lunch Periods.....	31
Breaks for Nursing Mothers	32
Payroll Administration	32
Payday.....	32
Payroll Direct Deposit.....	33
Payroll Deductions.....	33
Payroll Errors.....	33
Payroll Advances or Loans.....	33
Garnishments and Other Legal Process	33
Termination of Employment / Payment of Wages and Benefits.....	34
TIME AWAY FROM WORK.....	35
Vacation	35
Sick Leave	36
Holidays	37
Family and Medical Leave (Including Leave to Support Family Members In the Military (“FMLA”)).....	38
Purpose	38
Eligibility.....	39
Leave Available Under the FMLA for Childbirth, Adoption, Foster Care, and Serious Health Conditions.....	39

Serious Health Condition	39
Leave Related to Military Service of Family Members	40
Qualifying Exigency	40
Short-Notice Deployment	40
Rest and Recuperation	40
Care of Injured Family Member	41
Serious Injury or Illness	41
Intermittent or Reduced-Schedule Leave	41
Notice of Need for Leave	42
Reinstatement.	42
Employee's Obligations	42
Jury Duty	43
Witness Leave	43
Military Leave	44
Funeral Leave / Bereavement Leave	44
Administrative Leave	44
Other Leaves of Absence	44
DISCIPLINARY ACTION AND GRIEVANCE PROCEDURE	46
Purpose	46
Types of Corrective or Disciplinary Action	46
Inappropriate Conduct	47
Employee Grievance Procedure	48
USE OF TRUST TECHNOLOGY RESOURCES	50
Scope	50
Employee Conduct.	50
No Expectation of Privacy	53
Use of Recording and Camera Devices	53
Surveillance / Monitoring	54
Travel	55
EMPLOYEE ACKNOWLEDGMENT	56

October 8, 2021

Mr. Steven A. Hansen
Chief Executive Officer
Utah Local Governments Trust
55 South Highway 89
North Salt Lake, Utah 84054

Mr. Hansen:

The Utah Local Governments Trust (ULGT) asked Aon to review its financial position with regard to the appropriate level of surplus, and the attendant options. We understand that during 2015, ULGT adopted a target benchmark loss reserves-to-net position ratio of 1-to-1. This letter provides the benchmark loss-reserves-to-net position ratios and the suggested net position, using the adopted target ratio and data as of December 31, 2020. ULGT also requested we review its expense ratio, relative to industry benchmarks. This review is also included in this letter.

Summary of Conclusions

ULGT's net position as of December 31, 2020 was \$83.4 million, compared to a target amount of \$62.2 million, resulting in discretionary funds of \$21.2 million ($=\$83.4 - \62.2 million). ULGT may release a portion of the discretionary funds as dividends or premium relief credit. However, we are observing macroeconomic uncertainty and increasing excess insurance premiums that are affecting the public sector. To mitigate the risk associated with this uncertainty and rising costs, it would be prudent to defer any dividends and reevaluate ULGT's financial position over the next three to five years.

ULGT's expense ratio of 19% compares favorably to the industry benchmarks of about 25%. This indicates that ULGT's operations are efficient relative to the insurance industry and other comparable pools.

These conclusions are discussed below.

Loss Reserves-to-Net Position Ratio

ULGT's historical loss-reserves-to-net position ratios are shown in Exhibit 1, page 1, as are the corresponding ratios for commercial insurers and comparable self-insured pools. (Net position is known as "surplus" for commercial insurers.) Similar information by coverage is shown on Exhibit 1, page 2. Based on our work with many pools, we believe loss reserves should be no more than 2 to 3 times the net position. However, as discussed in our report *Financial Benchmarking as of December 31, 2015* (the "Benchmarking Report", report dated December 2, 2016), it may be prudent for ULGT to maintain a more conservative ratio of 1-to-1.

Suggested Net Position

As noted in the Benchmarking Report, ULGT considered segregating the liability program net position, with a portion being designated as "discretionary" (discussed below), and the remainder being (theoretically) "earmarked" to supplement the workers compensation program. We define discretionary funds as the difference between the actual and target net position amounts.

As shown in Exhibit 2, we calculated ULGT's financial position assuming the following benchmark ratios:

- Net premium-to-net position: 1-to1
- Loss reserves-to-net position: 1-to-1

- Net position-to-SIR: 10-to-1

(The net premium-to-net position ratio and net position-to-SIR benchmark ratios are shown for information only, as ULGT adopted a target benchmark based on loss-reserves-to-net position.) Based on the adopted benchmark, the liability program has an “excess” net position (i.e., above the target ratio indicated amount) of \$27.9 million, while the workers compensation program has a *deficit* (i.e., below the target ratio indicated amount) of \$6.7 million. We suggest segregating the excess liability net position, with \$21.2 million being designated as “discretionary” funds (discussed below) and \$6.7 million being (theoretically) “earmarked” to supplement the workers compensation program. The property and other programs were assumed to be adequately funded. These results are summarized in Table 1 below, while the change from December 31, 2019 is provided in Table 2.

Table 1
Net Position as of December 31, 2020
\$Millions

Net Position (1)	Liability (2)	Workers Comp (3)	APD & Property (4)	Other (5)	Total (6)
(A) Indicated					
i) Actual	\$49.4	\$8.8	\$21.5	\$3.6	\$83.4
ii) <u>Adopted</u>	<u>21.6</u>	<u>15.5</u>	<u>21.5</u>	<u>3.6</u>	<u>62.2</u>
iii) Excess (Deficit)	\$27.9	(\$6.7)	\$0.0	\$0.0	\$21.2
(B) Suggested					
i) Discretionary Funds	\$21.2	\$0.0	\$0.0	\$0.0	\$21.2
ii) Held for WC	6.7	0.0	0.0	0.0	6.7
iii) <u>Other</u>	<u>21.6</u>	<u>8.8</u>	<u>21.5</u>	<u>3.6</u>	<u>55.5</u>
iv) Total	\$49.4	\$8.8	\$21.5	\$3.6	\$83.4

- Notes: 1. All amounts are from Exhibit 2.
2. A.ii, Columns (2) and (3) are based on a loss reserves-to-net position ratio of 1-to-1 and the reported outstanding claim liabilities in ULGT’s financial statements as of December 31, 2020.
3. A.ii, Columns (4) and (5) assume that these coverages are adequately funded.

Table 2
Change in Net Position
From December 31, 2019 to December 31, 2020
\$Millions

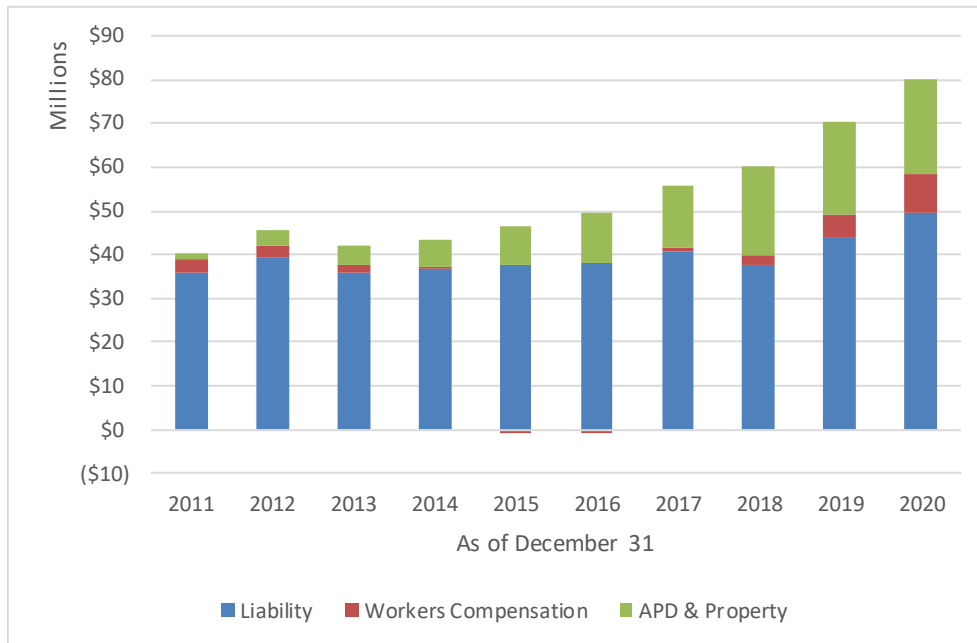
Net Position (1)	Liability (2)	Workers Comp (3)	APD & Property (4)	Other (5)	Total (6)
(A) Indicated					
i) Actual	\$8.0	\$0.9	\$1.8	(\$1.0)	\$9.7
ii) <u>Adopted</u>	<u>(2.7)</u>	<u>(0.7)</u>	<u>1.8</u>	<u>(1.0)</u>	<u>(2.6)</u>
iii) Excess (Deficit)	\$10.7	\$1.6	\$0.0	\$0.0	\$12.3
(B) Suggested					
i) Discretionary Funds	\$12.3	\$0.0	\$0.0	\$0.0	\$12.3
ii) Held for WC	(1.6)	0.0	0.0	0.0	(1.6)
iii) <u>Other</u>	<u>(2.7)</u>	<u>0.9</u>	<u>1.8</u>	<u>(1.0)</u>	<u>(1.0)</u>
iv) Total	\$8.0	\$0.9	\$1.8	(\$1.0)	\$9.7

Notes: Amounts are the difference between Table 1 and corresponding amounts as of December 31, 2019. The indicated excess net position increased by \$12.3 million from \$8.9 million as of December 31, 2019 to \$21.2 as of December 31, 2020. This change reflects favorable loss development and strong investment returns during 2020.

The net position of the automobile physical damage and property program has grown significantly since ULGT began writing these policies in 2010. As of December 31, 2020, this program had a net position of \$21.5 million compared to loss reserves of \$0.6 million, yielding a loss reserves-to-net position ratio of 0.029.

ULGT's net position by valuation year and program is provided in the following graph:

Graph 1
Net Position
As of December 31, 2011 to 2020



Release of Discretionary Funds

The discretionary funds may be used to accomplish one or several possibilities, as discussed in the Benchmarking Report. If the discretionary funds are released back to the members (e.g., as dividends or premium relief credit), then it is important that funds be released at a slow rate (over, for example, 5 to 10 years), as it takes a long time to rebuild surplus that has been prematurely released.

If the Board so decides, we suggest that the discretionary funds be released over time. The release of any such defined discretionary fund does not imply release of all these funds in one distribution. Each year's release should be considered as a stand-alone deliberation as of that year. Based on these considerations and UGLT's indicated discretionary funds of \$21.2 million as of December 31, 2020, ULGT may release a portion of the discretionary funds as dividends or premium relief credit. However, we are observing macroeconomic uncertainty and increasing excess insurance premiums that are affecting the public sector. To mitigate the risk associated with this uncertainty and rising costs, it would be prudent to defer any dividends and reevaluate ULGT's financial position over the next three to five years.

If at some point, ULGT's net position does not meet its financial targets, then funding could be increased in steps, gradually rebuilding the target surplus. We recommend ULGT review its financial position annually to ensure it maintains its target net position.

Expense Ratio

The expense ratio measures the percent of member contributions (net of reinsurance) used for all expenditures, other than losses and excess insurance/reinsurance. It is a measure of operating efficiency.

ULGT's expense ratio has been relatively stable in the last seven years, as shown on Exhibit 3, page 1. The 2020 expense ratio (excluding the "other" line of business) was 19%, which was somewhat lower than the corresponding benchmark ratios. We find most pools have expense ratios less than 30% and many maintain ratios in the 25% range.

Expense ratios are shown by coverage in Exhibit 3, page 2. These ratios reflect ULGT's allocation of its operating expenses (i.e., personnel, loss control, professional services, and facilities) among its coverages. During the past five years ULGT's liability and worker compensation expense ratios averaged 17% and 16%, respectively. Property's expense ratio has decreased since inception of the program in 2010. The 2020 ratio was 26%.

Actuarial Standard of Practice No. 55

Effective November 1, 2019, actuaries must adhere to *Actuarial Standard of Practice No. 55* (ASOP 55), which provides guidance to actuaries when performing services with respect to an evaluation of the resiliency of an insurer or self-insurance program (including public entity pools) through a capital adequacy assessment. Many of the required considerations were included in the Benchmarking Report as well as this review. For reference, a summary of ASOP 55 and selected required considerations are provided in Appendix A.

This report should not be viewed as conforming to ASOP 55 but provides a comparison of general standard financial ratios and a framework for the Trust to consider its financial position. To produce a report consistent with ASOP 55 would require a more robust analysis and Board deliberation.

Data & Limitations

The data provided by ULGT for this review consisted of its audited financial statements for the year ended December 31, 2020. We also relied on the corresponding reports as of December 31, 2011 through 2019 provided for our prior studies. The 2017 and prior financial statements included the net position, claim liabilities, revenues, and expenses by coverage, as well as assets and liabilities for all coverages combined. ULGT separately provided the 2018 through 2020 revenues, expenses, and change in net position by coverage, as this information was not included in the corresponding financial statements. We understand that starting at year-end 2018, ULGT allocates the total change in net position by coverage using the following distribution: liability 59.5%; workers compensation 35%; property 5%; and all other 0.5%. A summary of the data used in this review is provided in Exhibit 4.

For benchmarking purposes, we used publicly available financial information for commercial insurance companies. Although there are no other insurance companies or pools with financial, underwriting, and operating characteristics identical to ULGT, it is useful to compare ULGT to successful insurance companies with related characteristics. The industry statistics shown in this report were compiled from A.M. Best's BestLink database as of October 7, 2021. The "top 25" insurers were based on 2019 earned premium for affiliated and unaffiliated single companies.


In addition, we relied on information contained in the January 21, 2021 actuarial report Analysis of Loss and LAE Reserves as of December 31, 2020 prepared by Taylor-Walker Consulting, LLC. In particular, we used the “Background” section and Exhibit A in conducting our review.

In conducting this analysis, we relied upon the provided data without audit or independent verification; however, we reviewed it for reasonableness and consistency. Any inaccuracies in quantitative data or qualitative representations could have a significant effect on the results of our review and analysis. Any material discrepancies discovered in the data by ULGT or any other parties should be reported to us immediately, and if warranted, we will make appropriate amendments to the report.

◇ ◇ ◇ ◇ ◇

We appreciate the opportunity to be of service to ULGT and are available to answer any questions.

Aon, Inc.

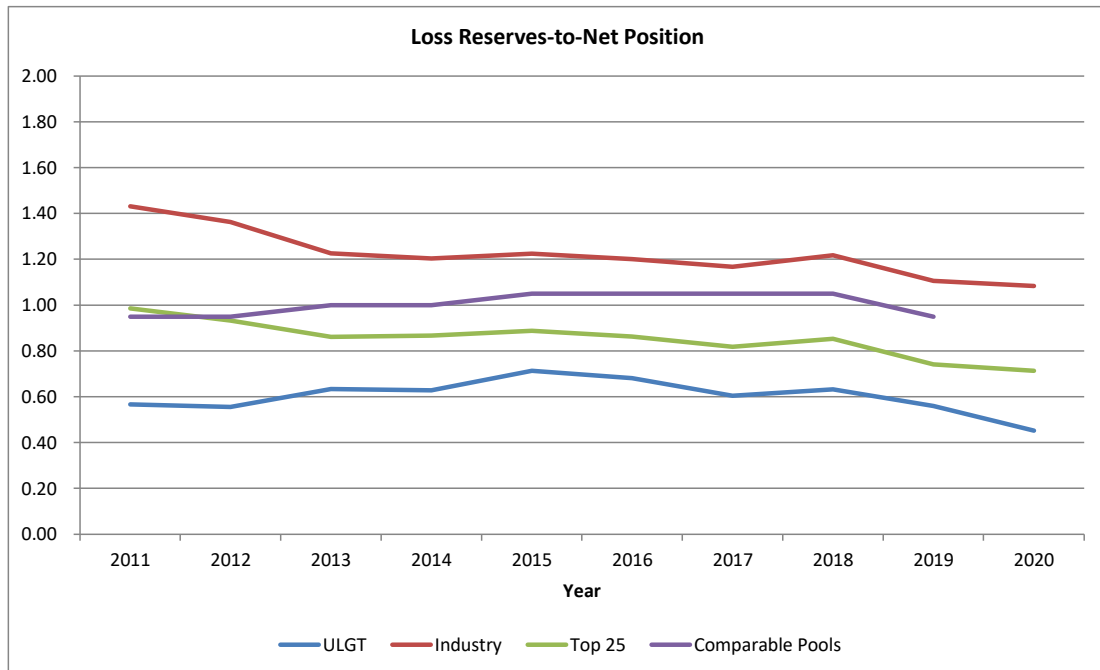
By 

Tracy Fleck, ACAS, MAAA
Senior Consultant and Actuary

X:\Clients\Actuarial\U\Utah Local Governments Trust\2020_12_31\Report\ULGT_NetPosition_100721.doc

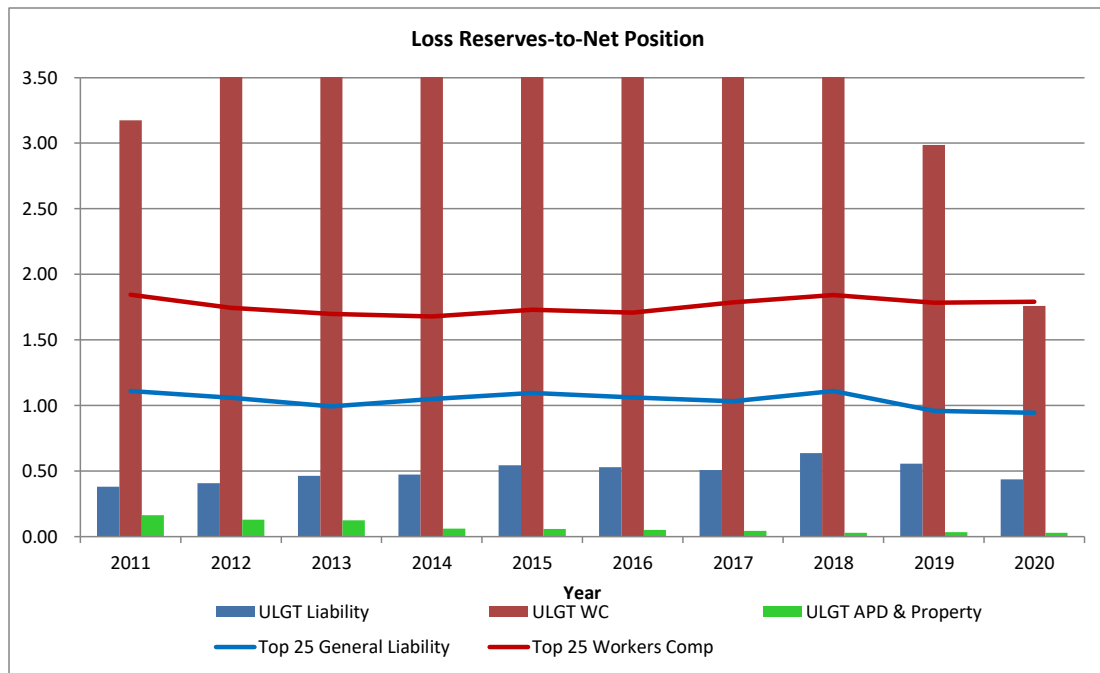
Loss Reserves-to-Net Position
ULGT Compared to Benchmarks

Year (1)	ULGT (2)	Industry (3)	Top 25 (4)	Comparable Pools (5)
2011	0.57	1.43	0.99	0.95
2012	0.55	1.36	0.93	0.95
2013	0.63	1.23	0.86	1.00
2014	0.63	1.20	0.87	1.00
2015	0.71	1.22	0.89	1.05
2016	0.68	1.20	0.86	1.05
2017	0.60	1.17	0.82	1.05
2018	0.63	1.22	0.85	1.05
2019	0.56	1.11	0.74	0.95
2020	0.45	1.08	0.71	N/A
Last 5 Target	0.59 1.00	1.16	0.80	1.03



Loss Reserves-to-Net Position
ULGT By Coverage

Year (1)	ULGT Liability (2)	Top 25 General Liability (3)	ULGT Workers Comp (4)	Top 25 Workers Comp (5)	ULGT APD & Property (6)
2011	0.38	1.11	3.17	1.84	0.16
2012	0.41	1.06	4.06	1.74	0.13
2013	0.46	0.99	6.50	1.70	0.12
2014	0.47	1.05	21.71	1.68	0.06
2015	0.54	1.09	9.99 *	1.73	0.06
2016	0.53	1.06	9.99 *	1.71	0.05
2017	0.51	1.03	17.08	1.79	0.04
2018	0.64	1.11	8.00	1.84	0.03
2019	0.55	0.96	2.99	1.78	0.03
2020	0.44	0.95	1.76	1.79	0.03
Last 5	0.53	1.02	N/A	1.78	0.04



* Ratio =999% if net position (i.e., "surplus") < \$0, consistent with the NAIC IRIS ratios.

Suggested Net Position
 As of December 31, 2020

	Liability (1)	Workers Comp (2)	APD & Property (3)	Other (4)	Total (5)
I. Actual Financial Position as of 12/31/20					
<i>Underlying Data</i>					
A. Net Position	\$49,439,119	\$8,825,519	\$21,541,252	\$3,584,297	\$83,390,187
B. Total Loss and LAE Reserves	\$21,573,953	\$15,524,705	\$626,935	\$5,000	\$37,730,593
C. 2020 Net Earned Premium	\$8,330,381	\$9,406,328	\$6,417,246	\$121,477	\$24,275,432
D. 2020 SIR	\$1,000,000	\$750,000	\$150,000		\$1,000,000
<i>Actual Ratios</i>					
E. Net Premium-to-Net Position [C / A]	0.17	1.07	0.30	0.03	0.29
F. Loss Reserves-to-Net Position [B / A]	0.44	1.76	0.03	0.00	0.45
G. Net Position-to-SIR [A / D]	49	12	144		83
II. Benchmark Financial Position as of 12/31/20					
<i>Benchmark Ratios</i>					
A. Net Premium-to-Net Position	1.00	1.00	N/A	N/A	
B. Loss Reserves-to-Net Position	1.00	1.00	N/A	N/A	
C. Net Position-to-SIR	10	10	N/A	N/A	
<i>Net Position Based on Benchmark Ratio</i>					
D. Net Premium-to-Net Position [I.C / II.A]	\$8,330,381	\$9,406,328	N/A	N/A	
E. Loss Reserves-to-Net Position [I.B / II.B]	\$21,573,953	\$15,524,705	N/A	N/A	
F. Net Position-to-SIR [I.D x II.C]	\$10,000,000	\$7,500,000	N/A	N/A	
G. Adopted Benchmark [E]	\$21,573,953	\$15,524,705	\$21,541,252	\$3,584,297	\$62,224,207
H. Indicated Excess (Deficit) [I.A - II.G]	\$27,865,166	(\$6,699,186)	\$0	\$0	\$21,165,980
III. Suggested Financial Position as of 12/31/20					
A. Discretionary Funds	\$21,165,980	\$0	\$0	\$0	\$21,165,980
B. Held for Workers Compensation	\$6,699,186	\$0	\$0	\$0	\$6,699,186
C. Other [Min(I.A, II.G)]	\$21,573,953	\$8,825,519	\$21,541,252	\$3,584,297	\$55,525,021
D. Total	\$49,439,119	\$8,825,519	\$21,541,252	\$3,584,297	\$83,390,187

I.A through I.D are from ULGT's audited financial statements as of December 31, 2020

* I.E and I.F = 9.99 if I.A < \$0.

* I.G = 0 if I.A < \$0.

II.A through II.C are based on actuarial judgement and input from ULGT.

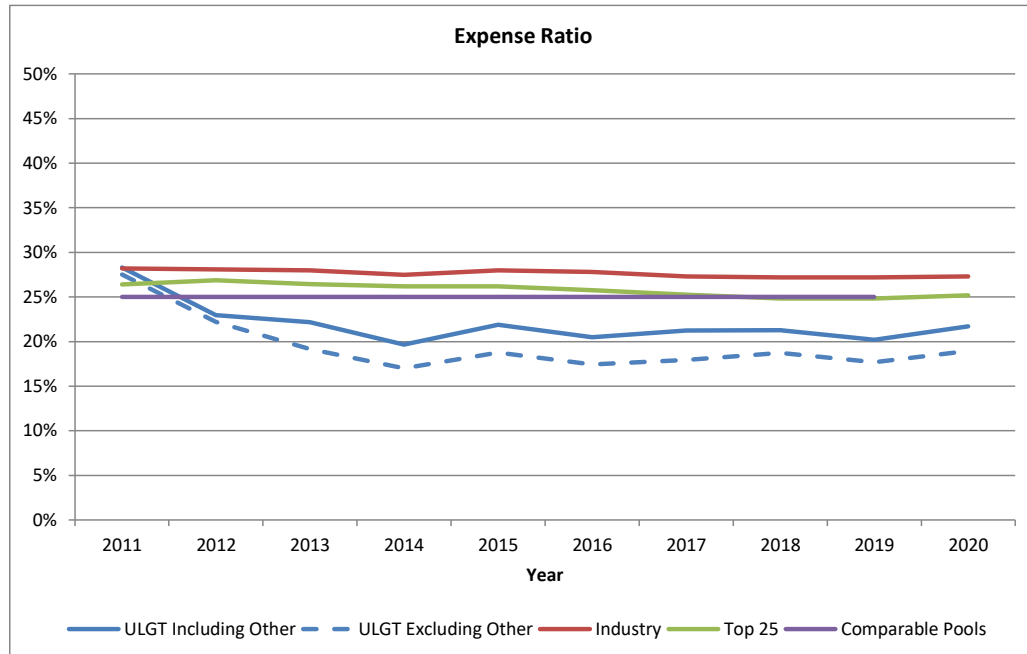
II.G, Columns (3) and (4) = I.A

III.A, Column (1) = II.H, Column (5).

III.B, Column (1) = - II.H, Column (2)

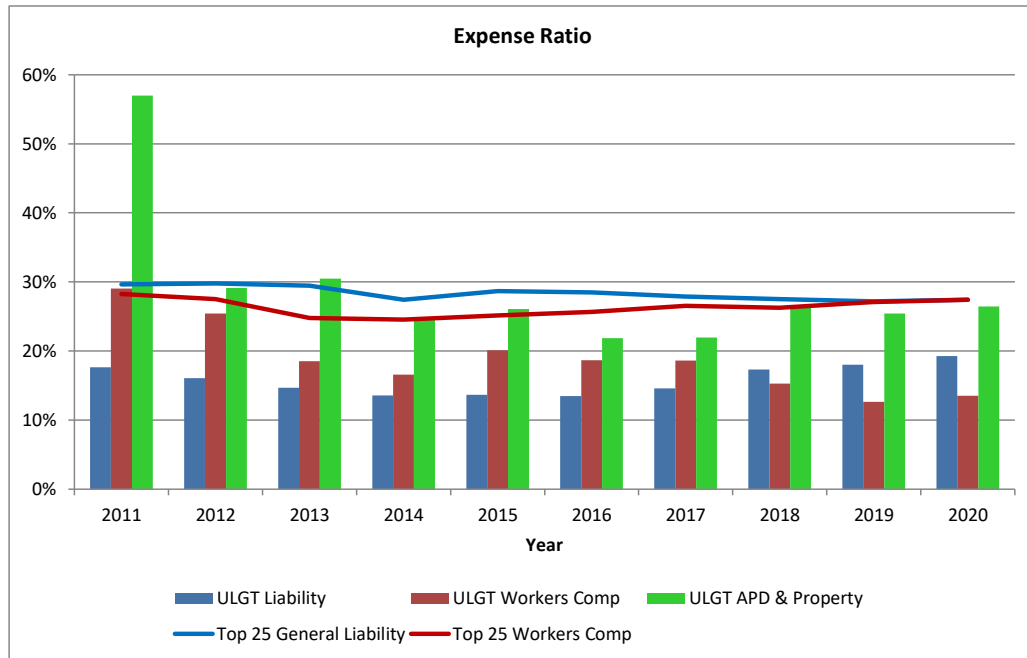
Expense Ratio
ULGT Compared to Benchmarks

Year (1)	ULGT Including Other (2)	ULGT Excluding Other (3)	Industry (4)	Top 25 (5)	Comparable Pools (6)
2011	28%	28%	28%	26%	25%
2012	23%	22%	28%	27%	25%
2013	22%	19%	28%	26%	25%
2014	20%	17%	28%	26%	25%
2015	22%	19%	28%	26%	25%
2016	20%	17%	28%	26%	25%
2017	21%	18%	27%	25%	25%
2018	21%	19%	27%	25%	25%
2019	20%	18%	27%	25%	25%
2020	22%	19%	27%	25%	N/A
Last 5	21%	18%	27%	25%	25%



Expense Ratio
ULGT By Coverage

Year (1)	ULGT Liability (2)	Top 25 General Liability (3)	ULGT Workers Comp (4)	Top 25 Workers Comp (5)	ULGT APD & Property (6)
2011	18%	30%	29%	28%	57%
2012	16%	30%	25%	28%	29%
2013	15%	29%	18%	25%	30%
2014	14%	27%	17%	25%	25%
2015	14%	29%	20%	25%	26%
2016	13%	28%	19%	26%	22%
2017	15%	28%	19%	27%	22%
2018	17%	27%	15%	26%	27%
2019	18%	27%	13%	27%	25%
2020	19%	27%	14%	27%	26%
Last 5	17%	28%	16%	27%	24%



UTAH LOCAL GOVERNMENTS TRUST

Exhibit 4

ULGT Data Summary Through 2020

Year (1)	Net Position (2)	Net Earned Premium (3)	Total Loss and LAE Reserves (4)	Incurred Loss and LAE (5)	Investment Income (6)	Other Expenses (7)	Dividends Paid (8)	Total Expenses (9)	Liquid Assets (10)	Total Liabilities (11)	One-Year Reserve Development (12)	Two-Year Reserve Development (13)
I. Liability												
2011	\$35,894,279	\$7,332,984	\$13,638,000	\$5,760,114	\$2,969,405	\$1,293,182	\$0	\$7,053,296	N/A	N/A	\$495,012	(\$74,000)
2012	39,512,981	7,519,225	16,063,000	4,478,202	1,534,930	1,207,826	0	5,686,028	N/A	N/A	1,167,675	2,421,429
2013	35,823,326	7,979,104	16,627,000	6,784,831	(1,721,908)	1,170,901	1,991,119	7,955,732	N/A	N/A	(599,067)	775,663
2014	36,636,873	8,409,861	17,295,000	8,564,273	3,267,996	1,140,101	1,000,000	9,704,374	N/A	N/A	(1,530,441)	(475,490)
2015	37,495,328	8,482,697	20,380,000	7,559,474	1,090,986	1,155,754	0	8,715,228	N/A	N/A	1,124,818	(2,511,961)
2016	37,921,471	8,420,138	20,023,093	6,296,966	1,427,771	1,132,875	1,991,925	7,429,841	N/A	N/A	(115,701)	(939,613)
2017	40,875,871	8,780,252	20,704,860	5,506,406	1,469,643	1,278,167	510,922	6,784,573	N/A	N/A	(1,669,959)	(2,123,895)
2018	37,762,767	8,377,497	24,044,000	7,742,314	1,241,123	1,448,273	997,652	9,190,587	N/A	N/A	(3,636,732)	(4,202,178)
2019	43,692,665	8,394,551	24,245,000	7,478,708	2,248,753	1,509,341	513,808	8,988,049	N/A	N/A	(1,599,569)	(4,543,878)
2020	49,439,119	8,330,381	21,573,953	4,796,175	1,704,474	1,605,206	0	6,401,381	N/A	N/A	(2,387,564)	(3,644,478)
II. Workers Compensation												
2011	\$2,958,753	\$6,127,551	\$9,387,000	\$5,873,858	\$322,401	\$1,778,415	\$0	\$7,652,273	N/A	N/A	(\$267,947)	\$21,115
2012	2,415,492	6,111,915	9,801,000	5,475,676	122,255	1,552,333	0	7,028,009	N/A	N/A	(898,977)	(821,299)
2013	1,671,607	6,829,702	10,871,000	6,383,575	72,786	1,262,798	0	7,646,373	N/A	N/A	(1,136,297)	(1,627,736)
2014	557,779	8,017,270	12,109,000	7,445,270	(206,457)	1,327,354	0	8,772,624	N/A	N/A	(17,288)	(695,755)
2015	(789,104)	8,287,622	14,367,000	7,885,752	(83,560)	1,665,193	0	9,550,945	N/A	N/A	(96,835)	550,144
2016	(539,774)	8,591,228	15,171,615	6,562,517	(178,939)	1,600,443	0	8,162,960	N/A	N/A	674,858	853,716
2017	850,535	10,057,955	14,526,935	6,142,881	(165,854)	1,870,024	488,887	8,012,905	N/A	N/A	(2,162,499)	(700,987)
2018	1,957,077	10,633,187	15,663,000	7,037,947	730,072	1,622,337	956,700	8,660,284	N/A	N/A	181,419	(1,123,424)
2019	5,445,252	10,384,600	16,257,000	4,640,270	1,322,796	1,309,893	433,507	5,950,163	N/A	N/A	(500,933)	(1,228,681)
2020	8,825,519	9,406,328	15,524,705	5,207,410	1,002,631	1,272,666	0	6,480,076	N/A	N/A	(1,579,073)	(1,817,699)
III. APD & Property												
2011	\$1,631,373	\$2,138,549	\$264,000	\$587,511	\$48,630	\$1,218,753	\$0	\$1,806,264	N/A	N/A	\$10,975	\$0
2012	3,527,163	3,885,918	453,000	1,186,496	65,176	1,130,883	0	2,317,379	N/A	N/A	(73,242)	(19,870)
2013	4,727,116	3,562,407	581,000	1,178,033	(110,703)	1,085,758	0	2,263,791	N/A	N/A	(282,953)	(119,931)
2014	6,267,894	4,308,078	387,000	1,885,831	335,826	1,057,063	0	2,942,894	N/A	N/A	30,480	(262,513)
2015	9,027,672	4,439,234	521,000	685,012	163,252	1,157,696	0	1,842,708	N/A	N/A	(162,019)	3,010
2016	11,671,924	5,211,507	583,388	1,713,685	285,553	1,139,123	0	2,852,808	N/A	N/A	(434,500)	(182,480)
2017	13,945,215	5,852,523	599,335	2,689,770	384,796	1,285,067	0	3,974,837	N/A	N/A	323,036	(295,258)
2018	20,560,046	6,213,090	603,000	1,475,446	104,296	1,651,896	0	3,127,342	N/A	N/A	(18,021)	355,969
2019	21,058,357	6,503,224	730,000	2,470,137	188,971	1,653,205	0	4,123,342	N/A	N/A	(237,047)	(86,302)
2020	21,541,252	6,417,246	626,935	2,845,344	143,233	1,695,185	0	4,540,529	N/A	N/A	(358,353)	(331,329)
III. Total*												
2011	\$42,334,596	\$15,777,167	\$23,960,609	\$12,264,377	\$3,521,813	\$4,466,596	\$0	\$16,730,973	\$68,266,898	\$31,505,741	\$238,040	(\$52,885)
2012	47,447,546	17,688,032	26,323,120	11,175,780	1,820,479	4,064,277	0	15,240,057	74,574,599	33,712,863	195,456	1,580,260
2013	44,310,730	18,537,298	28,085,424	14,380,561	(1,905,235)	4,111,884	1,991,119	18,492,445	72,291,092	36,349,653	(2,018,317)	(972,004)
2014	47,433,263	20,892,859	29,795,811	17,930,618	3,687,386	4,102,655	1,000,000	22,033,273	79,048,425	38,888,820	(1,517,249)	(1,433,758)
2015	49,412,775	21,360,762	35,273,422	16,160,958	1,274,536	4,673,672	0	20,834,630	82,126,945	44,151,619	865,964	(1,958,807)
2016	52,576,478	22,368,401	35,783,096	14,608,611	1,654,349	4,580,781	1,991,925	19,189,392	86,814,321	45,282,823	124,657	(268,377)
2017	59,273,476	24,829,626	35,836,130	14,375,723	1,815,575	5,269,910	999,809	19,645,633	93,471,271	47,217,038	(3,509,422)	(3,120,140)
2018	63,766,066	25,351,057	40,315,155	16,297,469	2,085,920	5,394,610	1,954,352	21,692,079	101,628,347	52,344,849	(3,473,334)	(4,969,633)
2019	73,732,281	25,404,667	41,237,414	14,624,195	3,779,416	5,130,972	947,316	19,755,167	114,061,374	53,250,048	(2,337,549)	(5,858,861)
2020	83,390,187	24,275,432	37,730,593	12,884,692	2,864,660	5,267,547	0	18,152,239	122,040,385	47,632,453	(4,324,990)	(5,793,506)

All data is from ULGT's audited financial statements for the years ended June 30, 2011 through 2020.

* Includes liability, workers compensation, APD, property, and all other.

(8) includes premium relief credit.

Ratio Calculations

Net Premium-to-Surplus	= (3) / (2)
One-Year Development-to-Surplus	= (12) / (2 Prior Year)
Two-Year Development-to-Surplus	= (13) / (2 Second Prior Year)
Liabilities-to-Liquid Assets	= (11) / (10)
Loss Reserves-to-Surplus	= (4) / (2)
Surplus-to-SIR	= (2) / SIR
Expense Ratio	= (7) / (3)
Operating Ratio	= [(5) + (7) + (8) - (6)] / (3)
Combined Ratio	= [(5) + (7) + (8)] / (3)

Appendix A

ASOP 55: Capital Adequacy Assessment

- New standard of practice for actuaries
- Effective November 1, 2019
- More formalized framework for reviewing capital targets and thresholds
 - Target – preferred level of capital; can be a single value or range
 - Threshold – minimum level of capital to operate effectively; may be based on multiple metrics

ASOP 55

Selected Considerations

General Considerations	Target/Threshold Considerations
Risk profile and capital	Valuation bases
Business and risk drivers	Objectives for capital
Timing of asset and liability cashflows	Time horizon over which capital is assessed
Existing or accessible resources	Alignment with existing risk appetite and tolerance
Methods used to aggregate results	Approach used to determine “sufficient” level of capital



October 21, 2021

Mr. Steven Hansen
CEO
Utah Local Governments Trust
55 South Highway 89
North Salt Lake, Utah 84054-2504

RE: Workers Compensation Rate Level Analysis

Dear Steve:

We have completed our workers compensation rate level analysis for 2022. A summary of our conclusions follows:

- Due to the lack of fully credible ULGT-specific claims history, we recommend that NCCI loss costs effective January 1, 2022 be used as the basis for rates charged for workers compensation coverage during 2022. Based on the projected 2022 ULGT distribution of payroll by classification, the implied change in net pure premiums from 2021 to 2022 is -12.3%.
- Based on 2022 budgeted expenses excluding loss adjustment expenses (LAE), and based on potential selections of underwriting profit/contingencies/premium modification provisions ranging from 0% to 40%, the indicated loss cost multipliers (LCM) range from 1.298 to 2.164, respectively.
- The LCM in effect during 2021 was 1.573, implying a provision for underwriting profit, contingencies, and premium modifications of +20%, +10% of which had been earmarked for projected discounts. However, actual discounts offered during 2021 have resulted in a reduction to otherwise applicable manual premiums of -6.7%. If projected discounts during 2021 had been set at this level, a lower LCM would have applied. We understand that this year, ULGT's selected provision for premium modifications again includes a 10% provision related to anticipated premium discounts.
- The provision for premium modifications also reflects a decrease of roughly 1.6% related to premium-size discounts. This adjustment needs to be reflected to ensure that budgeted expenses are still covered even

after credits are issued to larger insureds to reflect anticipated expense savings due to economies of scale.

- We have assumed an investment yield of 1.03%, and also that roughly 35% of ULGT's total invested assets are theoretically allocable to workers compensation. Based on these assumptions, we anticipate that collected premiums will be approximately -14.9% deficient to maintain ULGT's surplus at its current level. However, we note that this result arises from some conservative assumptions, and that recent experience has tended to demonstrate profitability in spite of similar historical rating indications. Therefore, it is likely that a more central-level rating indication would suggest no deficiency, or even an expected profit.
- We note that the conservatism inherent in our analysis is difficult to either quantify or remove. Factors contributing to this are the limited statistical credibility of historical experience, the volatility and fortuitous timing of historical loss emergence, the uncertainty of future interest rates, and the as yet unknown impacts of recent improvements in underwriting. The available claims development history presents a scatter plot of historical indications which we use our best professional judgment to fit into a smooth set of development patterns. There are many historical outliers to our selected patterns, to which we must be appropriately but not unduly sensitive. While we have not intentionally selected any development factors that are higher than necessary, we have tended to observe favorable development on our recent reserve estimates, which suggests that our selections have in fact been conservative. It would, however, be challenging to remove this conservatism from our selections without unintentionally moving too far in the other direction. To the extent that you wish to be conservative and can afford to do so, the results of our analysis should form a sound basis for policy rating. However, if these evidently conservative results would price a good risk out of competitive reach, we would suggest that there is enough cushion provided in the premiums and especially in surplus to withstand a moderate degree of rate reduction in such cases.
- In light of historical experience, we do not expect NCCI's 2022 loss costs to be reasonably adequate to cover ULGT members' 2022 loss and LAE exposure. More specifically, we might expect actual experience to exceed NCCI expectation by anywhere from 40% to 80%. We note that at the low end of this range, ULGT's rates are implied to include a -4.3% profit and contingency margin, again, based on conservative assumptions in various areas of our analysis.

These conclusions are displayed in table format in the attached exhibits. Exhibit 1 provides a summary of the results. Exhibits 2 and 3 display the calculation of gross and net pure premiums, respectively, based on 2022 estimated ULGT payroll by class, at NCCI 2021 and 2022 loss cost levels. Exhibit 4 displays the calculation of investment income effects using 1% and 4% annual investment income rates.

Appendix 1 displays various information related to the historical loss cost relativity between ULGT and NCCI. As can be seen here, NCCI expectation has diverged lower than expectation based on ULGT's own experience since 2016.

Finally, Appendix 2 displays indicated 2022 base rates along with a comparison to the 2021 rates and the indicated overall base rate level effect of -15.2%, based on the selected LCM of 1.527.

Additional comments and observations are as follows:

- The NCCI loss costs are those amounts which, when applied to payroll, in hundreds of dollars, represent expected industry losses and LAE for the covered exposure. The LCM is the factor which, when applied to the loss costs, results in base premium rates that are intended to cover all costs including losses, loss adjustment expenses, other expenses, and underwriting profit/contingencies/premium modifications. However, to the extent that discounts are issued in excess of the amount targeted, or that actual experience exceeds NCCI expectation by more than the margin implicitly allowed for in the rates, some costs will not be covered.
- We have assumed that 2022 budgeted expenses are reasonable. Further, we have treated all expenses as fixed, i.e. we have assumed that expenses do not vary with premiums. While some expenses do in fact vary with premiums, it is our understanding that such expenses were budgeted based on anticipated premium growth.
- The loadings for underwriting profit, contingencies, and premium modifications are all combined in the analysis. Each LCM has associated with it a unique loading for these provisions. To the extent that aggregate premium modifications provided to insureds are consistent with a lower percentage provision than the stated loading, additional premiums will be available to cover contingencies as necessary, or to realize as profit. Conversely, to the extent that aggregate premium modifications provided to insureds are consistent with a higher percentage provision than the stated loading, the resulting net premiums will be less than needed to cover expected claims and expenses. We recommend that management

monitor the effect of premium modifications during 2022 to ensure that it is consistent with the selected LCM.

- Policy-year 2022 estimated payroll figures by class were generally calculated by increasing 2021 payrolls by +3.0%, a trend rate which you selected to be consistent with premium budgeting assumptions. The 2021 payroll figures represent annual payrolls for accounts having renewed through October 12, 2021. It is our understanding that a relatively immaterial amount of payrolls apply to accounts still to be renewed by year-end 2021.


If you have any questions, or need anything in addition at this time, please do not hesitate to contact us.

Sincerely,

TAYLOR-WALKER CONSULTING, LLC



Brent M. Sallay, FCAS, MAAA
Senior Consulting Actuary



Solomon L. Frazier, FSA, FCAS, MAAA
Senior Consulting Actuary

BMS/slf

**Utah Local Governments Trust
Workers Compensation Premium Rate Analysis
Summary**

	Base Scenario	Alternative Scenarios								
(1) Projected 2022 Net Pure Premiums	5,064,855									
(2) Budgeted 2022 Expenses Excl. LAE	2,402,727									
(3) Total 2022 Premium Requirement	7,467,582									
(4) Underwriting Profit/Contingencies/Premium Mod Provision	0.0%	5.0%	10.0%	15.0%	20.0%	25.0%	30.0%	35.0%	40.0%	
(5) Indicated Average Base Premium Rate Requirement	0.90	0.95	1.00	1.06	1.13	1.20	1.29	1.38	1.50	
(6) Average 1/1/2022 NCCI Loss Cost	0.69									
(7) Indicated Loss Cost Multiplier	1.298	1.367	1.443	1.527	1.623	1.731	1.855	1.997	2.164	
(8) Current Net Average Premium Rate	1.13									
(9) Indicated Net Average Premium Rate	0.95									
(10) Indicated Overall Rate Level Change	-15.8%									

Notes:

Where figures are unaffected by the selection in (4), alternative scenarios have been left blank.

(1) = Exhibit 3, Column (6) Total.

(2) Provided by client.

(3) = (1) + (2).

(4) Premium mods include impact from experience rating, schedule rating, and premium size adjustments.

The total effect of these adjustments in 2021 was an approximately 6.7% decrease to manual premiums.

(5) = [(3) / (1 - (4))] / [Exhibit 2, Column (2) Total / 100].

(6) = Exhibit 2, Column (5).

(7) = (5) / (6). Compare to current LCM of 1.573.

(8) Based on 2021 annualized net premiums and payroll for accounts renewed through 10/12/21.

(9) = [1 - (4)] x (6) x (7), given selected discount target and LCM.

(10) = (9) / (8) - 1.

Utah Local Governments Trust
Workers Compensation Premium Rate Analysis
Indicated Gross Pure Premiums

(1) Class Code	(2) Estimated PY 2022 Payroll	(3) 1/1/2021 NCCI Loss Costs	(4) Pure Premiums @2021 Level	(5) 1/1/2022 NCCI Loss Costs	(6) Pure Premiums @2022 Level	(7) Percent Change
0251	0	2.23	0	1.82	0	-18.4%
5509	47,754,346	1.19	568,277	1.03	491,870	-13.4%
5645	0	6.28	0	5.70	0	-9.2%
6217	1,584,480	2.16	34,225	1.72	27,253	-20.4%
6306	0	3.11	0	2.64	0	-15.1%
7370	0	2.39	0	2.14	0	-10.5%
7380	761,033	2.02	15,373	1.78	13,546	-11.9%
7382	0	2.18	0	1.83	0	-16.1%
7420	5,161	3.07	158	2.52	130	-17.9%
7520	3,991,143	1.18	47,095	1.04	41,508	-11.9%
7539	0	0.74	0	0.63	0	-14.9%
7580	0	1.28	0	1.11	0	-13.3%
7705	0	2.44	0	2.02	0	-17.2%
7710	74,526,491	1.63	1,214,782	1.46	1,088,087	-10.4%
7711	4,283,198	1.63	69,816	1.46	62,535	-10.4%
7720	0	1.46	0	1.28	0	-12.3%
8033	0	0.90	0	0.76	0	-15.6%
8385	0	1.00	0	0.91	0	-9.0%
8601	0	0.14	0	0.14	0	0.0%
8742	4,867,251	0.14	6,814	0.13	6,327	-7.1%
8810	170,290,561	0.06	102,174	0.05	85,145	-16.7%
8829	3,188,769	1.08	34,439	0.88	28,061	-18.5%
8831	0	0.72	0	0.60	0	-16.7%
8832	7,064,728	0.12	8,478	0.11	7,771	-8.3%
8833	3,167,326	0.40	12,669	0.35	11,086	-12.5%
8835	0	0.91	0	0.79	0	-13.2%
8864	30,365,390	0.64	194,338	0.56	170,046	-12.5%
8868	15,656,000	0.14	21,918	0.12	18,787	-14.3%
9014	0	1.18	0	1.01	0	-14.4%
9015	0	1.34	0	1.21	0	-9.7%
9033	1,262,489	0.95	11,994	0.79	9,974	-16.8%
9040	0	1.61	0	1.36	0	-15.5%
9060	0	0.70	0	0.64	0	-8.6%
9061	0	0.59	0	0.51	0	-13.6%
9063	0	0.41	0	0.37	0	-9.8%
9082	0	0.68	0	0.59	0	-13.2%
9101	1,047,510	1.31	13,722	1.15	12,046	-12.2%
9102	0	1.40	0	1.22	0	-12.9%
9220	0	2.05	0	1.80	0	-12.2%
9402	0	2.48	0	2.08	0	-16.1%
9403	0	3.51	0	2.86	0	-18.5%
9416	164,525,942	0.89	1,464,281	0.80	1,316,208	-10.1%
9417	295,170,645	0.94	2,774,604	0.80	2,361,365	-14.9%
Total	829,512,463	0.80	6,595,158	0.69	5,751,745	-12.8%

Notes:

(2) Based on estimated annual 2021 policy year payroll for accounts renewed through 10/12/21, increased by 3% inflation to 2022 policy year.

(3), (5) From NCCI.

(4) = (2) / 100 x (3).

(6) = (2) / 100 x (5).

(7) = (5) / (3) - 1.

**Utah Local Governments Trust
Workers Compensation Premium Rate Analysis
Indicated Net Pure Premiums**

(1) Class Code	(2) Estimated PY 2022 Payroll	(3) 1/1/2021 NCCI Net Expected Loss	(4) Net Pure Premiums @2021 Level	(5) 1/1/2022 NCCI Net Expected Loss	(6) Net Pure Premiums @2022 Level	(7) Percent Change
0251	0	2.01	0	1.63	0	-19.1%
5509	47,754,346	0.96	460,358	0.84	402,396	-12.6%
5645	0	5.09	0	4.54	0	-10.7%
6217	1,584,480	1.75	27,725	1.37	21,714	-21.7%
6306	0	2.52	0	2.16	0	-14.3%
7370	0	2.15	0	1.94	0	-10.1%
7380	761,033	1.76	13,429	1.51	11,454	-14.7%
7382	0	1.97	0	1.64	0	-16.8%
7420	5,161	2.35	121	2.01	104	-14.5%
7520	3,991,143	1.06	42,458	0.93	37,104	-12.6%
7539	0	0.60	0	0.52	0	-14.0%
7580	0	1.08	0	0.94	0	-12.7%
7705	0	2.13	0	1.81	0	-15.3%
7710	74,526,491	1.32	984,089	1.19	890,159	-9.5%
7711	4,283,198	1.32	56,558	1.19	51,159	-9.5%
7720	0	1.23	0	1.08	0	-11.8%
8033	0	0.81	0	0.71	0	-12.6%
8385	0	0.84	0	0.81	0	-3.2%
8601	0	0.12	0	0.11	0	-6.3%
8742	4,867,251	0.12	5,724	0.11	5,350	-6.5%
8810	170,290,561	0.05	92,113	0.05	77,069	-16.3%
8829	3,188,769	0.97	31,047	0.82	26,185	-15.7%
8831	0	0.65	0	0.57	0	-12.2%
8832	7,064,728	0.11	7,643	0.10	7,034	-8.0%
8833	3,167,326	0.36	11,422	0.32	10,034	-12.1%
8835	0	0.82	0	0.72	0	-12.8%
8864	30,365,390	0.58	175,201	0.52	158,677	-9.4%
8868	15,656,000	0.13	20,194	0.11	17,531	-13.2%
9014	0	1.06	0	0.91	0	-14.1%
9015	0	1.21	0	1.08	0	-10.5%
9033	1,262,489	0.86	10,813	0.71	8,916	-17.5%
9040	0	1.48	0	1.27	0	-14.4%
9060	0	0.64	0	0.60	0	-7.4%
9061	0	0.56	0	0.48	0	-14.6%
9063	0	0.38	0	0.35	0	-8.6%
9082	0	0.64	0	0.56	0	-12.8%
9101	1,047,510	1.21	12,643	1.07	11,241	-11.1%
9102	0	1.26	0	1.09	0	-13.6%
9220	0	1.79	0	1.61	0	-10.1%
9402	0	2.01	0	1.70	0	-15.3%
9403	0	2.84	0	2.34	0	-17.7%
9416	164,525,942	0.80	1,320,084	0.72	1,191,356	-9.8%
9417	295,170,645	0.85	2,501,372	0.72	2,137,373	-14.6%
Total	829,512,463	0.70	5,772,992	0.61	5,064,855	-12.3%

Notes:

(2) Based on estimated annual 2021 policy year payroll for accounts renewed through 10/12/21, increased by 3% inflation to 2022 policy year.

(3), (5) Based on loss costs and excess factors published by NCCI.

(4) = (2) / 100 x (3).

(6) = (2) / 100 x (5).

(7) = (5) / (3) - 1.

**Utah Local Governments Trust
Workers Compensation Premium Rate Analysis
Calculation of Investment Income Effect**

(1) Year	(2) Cumulative Paid Dev. Factor	(3) Implied Cumulative % Paid	(4) Incremental % Paid	(5) Discount Factor @1%	(6) Discounted Incremental % Paid @1%	(7) Discount Factor @4%	(8) Discounted Incremental % Paid @4%
0	2.800	35.7%	35.7%	0.995	35.5%	0.981	35.0%
1	1.555	64.3%	28.6%	0.985	28.1%	0.943	26.9%
2	1.414	70.7%	6.4%	0.975	6.3%	0.907	5.8%
3	1.347	74.3%	3.5%	0.965	3.4%	0.872	3.1%
4	1.292	77.4%	3.1%	0.955	3.0%	0.838	2.6%
5	1.245	80.3%	2.9%	0.945	2.8%	0.806	2.4%
6	1.203	83.1%	2.8%	0.936	2.6%	0.775	2.2%
7	1.168	85.6%	2.5%	0.926	2.3%	0.745	1.9%
8	1.139	87.8%	2.1%	0.917	2.0%	0.717	1.5%
9	1.119	89.3%	1.6%	0.907	1.4%	0.689	1.1%
10	1.103	90.7%	1.3%	0.898	1.2%	0.662	0.9%
11	1.091	91.7%	1.0%	0.889	0.9%	0.637	0.6%
12	1.080	92.6%	0.9%	0.880	0.8%	0.612	0.6%
13	1.070	93.4%	0.8%	0.871	0.7%	0.589	0.5%
14	1.063	94.1%	0.7%	0.862	0.6%	0.566	0.4%
15	1.055	94.7%	0.7%	0.853	0.6%	0.544	0.4%
16	1.050	95.2%	0.5%	0.844	0.4%	0.524	0.2%
17	1.046	95.6%	0.4%	0.836	0.3%	0.503	0.2%
18	1.045	95.7%	0.1%	0.827	0.1%	0.484	0.0%
19	1.044	95.8%	0.1%	0.819	0.1%	0.465	0.0%
20	1.043	95.9%	0.1%	0.811	0.1%	0.448	0.0%
21	1.000	100.0%	4.1%	0.802	3.3%	0.430	1.8%
Total			100.0%		96.4%		88.2%

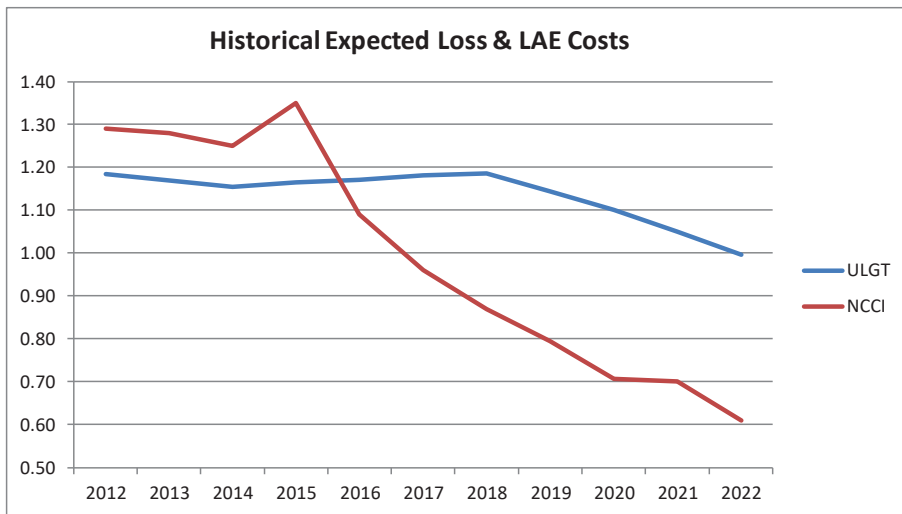
(9) Expected loss and LAE ratio	92.8%	92.8%
(10) Discounted expected loss ratio	89.5%	81.8%
(11) Expected expense and underwriting profit/contingency/discount ratio	7.2%	7.2%
(12) Discounted combined ratio	96.7%	89.0%
(13) Estimated investment income as % of premiums	3.3%	11.0%

Notes:

- (2) Based on historical ULGT claim payment patterns.
- (3) = 1 / (2).
- (4) = (3) - [Prior (3)].
- (5) = 1 / (1 + .02) ^ [(1) + .5]. Assumes funds are available for investment, on average, half-way through the policy period.
- (6) = (4) x (5).
- (7) = 1 / (1 + .04) ^ [(1) + .5]. Assumes funds are available for investment, on average, half-way through the policy period.
- (8) = (4) x (7).
- (9) Based on NCCI indications, adjusted to reflect historical relativity between ULGT's experience and NCCI.
- (10) = (9) x [(6) Total or (8) Total].
- (11) = 1 - (9).
- (12) = (10) + (11).
- (13) = 1 - (12).

**Utah Local Governments Trust
Workers Compensation Premium Rate Analysis
Relativity to NCCI Loss Costs**

(1) Year	(2) Payroll (00s)	(3) Estd AY Ult Loss & ALAE 6/30/21	(4) Indicated Loss & ALAE Cost	(5) Historical Loss & LAE Costs ULGT	(6) Expected Loss & LAE Costs NCCI	(7) ULGT vs. NCCI Relativity
2004	2,549,051	3,199,562	1.26			
2005	2,907,102	2,935,188	1.01			
2006	2,999,770	2,668,069	0.89			
2007	3,490,179	6,439,350	1.84			
2008	3,620,120	4,623,635	1.28			
2009	4,428,456	5,638,413	1.27			
2010	4,948,601	5,151,662	1.04			
2011	5,087,834	5,441,724	1.07			
2012	5,191,253	5,582,591	1.08	1.18	1.29	0.92
2013	5,386,136	5,260,934	0.98	1.17	1.28	0.91
2014	5,878,651	6,284,898	1.07	1.16	1.25	0.92
2015	5,850,755	5,502,128	0.94	1.17	1.35	0.86
2016	5,917,041	4,910,029	0.83	1.17	1.09	1.07
2017	6,420,517	6,658,080	1.04	1.18	0.96	1.23
2018	6,479,973	6,443,389	0.99	1.19	0.87	1.36
2019	6,534,136	5,963,199	0.91	1.14	0.79	1.44
2020	7,641,880	6,242,654	0.82	1.10	0.71	1.56
2021	3,971,574	3,180,293	0.80	1.05	0.70	1.50
2022				1.00	0.61	1.63
Total/Wtd	89,303,030	92,125,799	1.03		Low: High:	1.40 1.80
		Sum Digit:	0.99			
		Wtd Last 5:	0.92			
		Prior Selected:	1.00			
		Selected:	0.95			
		ULAE Load:	1.05			
		Expected Loss & LAE Cost:	1.00			



Notes:

- (2) Based on data provided by client.
- (3) From TWC reserve analysis as of 6/30/21.
- (4) = (3) / (2).
- (5) Latest selection from this exhibit. Prior selections from historical TWC rate analyses.
- (6) Latest two years from Exhibit 3. Prior years from historical TWC rate analyses.
- (7) = (5) / (6). Low and high for latest year selected judgmentally.

Utah Local Governments Trust
Workers Compensation Premium Rate Analysis
Indicated Overall Effect of 2022 Rate Change

(1)	(2)	(3)	(4)	(5)
Class Code	Estimated 2022 Payroll	2021 Rates	2022 Rates	Percent Change
0251	-	3.51	2.78	-20.8%
5509	47,754,346	1.87	1.57	-16.0%
5645	-	9.88	8.70	-11.9%
6217	1,584,480	3.40	2.63	-22.6%
6306	-	4.89	4.03	-17.6%
7370	-	3.76	3.27	-13.0%
7380	761,033	3.18	2.72	-14.5%
7382	-	3.43	2.79	-18.7%
7420	5,161	4.83	3.85	-20.3%
7520	3,991,143	1.86	1.59	-14.5%
7539	-	1.16	0.96	-17.2%
7580	-	2.01	1.69	-15.9%
7705	-	3.84	3.08	-19.8%
7710	74,526,491	2.56	2.23	-12.9%
7711	4,283,198	2.56	2.23	-12.9%
7720	-	2.30	1.95	-15.2%
8033	-	1.42	1.16	-18.3%
8385	-	1.57	1.39	-11.5%
8601	-	0.22	0.21	-4.5%
8742	4,867,251	0.22	0.20	-9.1%
8810	170,290,561	0.09	0.08	-11.1%
8829	3,188,769	1.70	1.34	-21.2%
8831	-	1.13	0.92	-18.6%
8832	7,064,728	0.19	0.17	-10.5%
8833	3,167,326	0.63	0.53	-15.9%
8835	-	1.43	1.21	-15.4%
8864	30,365,390	1.01	0.86	-14.9%
8868	15,656,000	0.22	0.18	-18.2%
9014	-	1.86	1.54	-17.2%
9015	-	2.11	1.85	-12.3%
9033	1,262,489	1.49	1.21	-18.8%
9040	-	2.53	2.08	-17.8%
9060	-	1.10	0.98	-10.9%
9061	-	0.93	0.78	-16.1%
9063	-	0.64	0.56	-12.5%
9082	-	1.07	0.90	-15.9%
9101	1,047,510	2.06	1.76	-14.6%
9102	-	2.20	1.86	-15.5%
9220	-	3.22	2.75	-14.6%
9402	-	3.90	3.18	-18.5%
9403	-	5.52	4.37	-20.8%
9416	164,525,942	1.40	1.22	-12.9%
9417	295,170,645	1.48	1.22	-17.6%
Total/Average	829,512,463	1.25	1.06	-15.2%

Notes:

(2) Provided by client.

(3) From prior TWC study. Loss cost multiplier of 1.573.

(4) Based on 1/1/22 NCCI loss costs and loss cost multiplier of 1.527.

(5) = [(4) / (3)] - 1.



October 22, 2021

Mr. Steven Hansen
CEO
Utah Local Governments Trust
55 South Highway 89
North Salt Lake, Utah 84054-2504

RE: Profitability Analysis

Dear Steve,

Per your request, we have updated our profitability analysis using data valued through June 30, 2021, including projections for 2022. Details of the calculations are summarized in footnotes to the attached exhibits. Generally, ultimate amounts displayed in the exhibits for claims incurred through June 30, 2021 are based on selections made during our reserve analysis as of that date. We note that we tend to select ultimate losses and ALAE somewhat conservatively in our reserve analyses. As a result, these selections tend to decrease gradually for most accident years from one valuation to the next, until eventually converging with ultimately reported losses and ALAE. As a result, the combined ratios displayed for more recent accident years may be somewhat conservative, potentially understating the profitability of each line of business.

If you have any questions, or need anything in addition at this time, please do not hesitate to contact us.

Sincerely,

TAYLOR-WALKER CONSULTING, LLC

A handwritten signature in black ink, appearing to read "BMS".

Brent M. Sallay, FCAS, MAAA
Senior Consulting Actuary

A handwritten signature in black ink, appearing to read "Solomon Frazier".

Solomon L. Frazier, FSA, FCAS, MAAA
Senior Consulting Actuary

BMS/slf

Enclosure

Profitability Index of Columns

- (1) Direct Earned Premiums – Shows the amount of direct premiums that have been earned during a given calendar year
- (2) Estimated Ultimate Net Losses – Shows the ultimate losses, net-of-reinsurance, that we expect ULGT to incur in a given accident year
- (3) Estimated Ultimate Net ALAE – Shows the ultimate ALAE, net-of-reinsurance, that we expect ULGT to incur in a given accident year
- (4) ULAE Expenses – Shows the ULAE expenses paid during a given calendar year
- (5) Estimated Ultimate Net Loss & LAE – Shows the sum of (2) through (4)
- (6) Underwriting & Reins. Expenses – Shows the underwriting and reinsurance expenses paid during a given calendar year
- (7) Expense Ratio Excl Reins – Shows the ratio of underwriting expenses, excluding reinsurance costs, to direct earned premiums
- (8) Expense Ratio Incl Reins – Shows the ratio of underwriting expenses, including reinsurance costs, to direct earned premiums
- (9) Total Costs – Shows the sum of columns (5) and (6)
- (10) Combined U/W Ratio – Shows the ratio of total costs to direct earned premiums
- (11) Underwriting Profit/Loss – Shows direct earned premiums less the total costs
- (12) Investment Gain/Loss – Shows the investment gain/loss for each calendar year; investment gain/loss was allocated by line of business as described more in the note below
- (13) Overall Gain/Loss – Shows the total underwriting and investment gain or loss.
- (14) Overall Combined Ratio – Shows the total costs, offset for investment income, divided by direct earned premiums
- (15) Reinsurance Premiums – Shows the reinsurance premiums paid by ULGT in a given calendar year
- (16) Net Earned Premium – Shows the amount of premiums, net-of-reinsurance, that have been earned during a given calendar year
- (17) Net Loss & LAE Ratio – Shows the ratio of estimated ultimate net losses & LAE to net earned premiums
- (18) Ceded Rpt Losses & ALAE – Shows the reported losses and ALAE that have been ceded to the reinsurer(s) for a given accident year
- (19) Ceded Loss & ALAE Ratio – Shows the ratio of ceded reported losses & ALAE to reinsurance premiums
- (20) Historical Retention – Shows the retention applicable in each historical year.

**Utah Local Governments Trust
General Liability and Auto Liability
Analysis of Profitability
as of June 30, 2021**

Exhibit 1

Calendar/ Accident Year	(1) Direct Earned Premiums	(2) Estimated Ultimate Net Losses	(3) Estimated Ultimate Net ALAE	(4) ULAE Expenses	(5) Estimated Ultimate Net Loss & LAE	(6) Underwriting & Reins. Expenses	(7) Expense Ratio Excl Reins	(8) Expense Ratio Incl Reins	(9) Total Costs	(10) Combined U/W Ratio
2004	5,041,161	2,518,455	2,147,531	75,286	4,741,273	NA	NA	NA	NA	NA
2005	5,589,489	1,485,453	1,676,712	67,467	3,229,632	2,299,953	15.6%	41.1%	5,529,585	98.9%
2006	6,405,300	1,807,219	1,604,436	65,932	3,477,588	2,164,753	16.7%	33.8%	5,642,341	88.1%
2007	7,042,374	3,216,410	2,438,930	69,337	5,724,678	2,181,333	14.9%	31.0%	7,906,011	112.3%
2008	7,730,406	1,510,596	5,573,039	59,470	7,143,105	2,290,376	19.9%	29.6%	9,433,481	122.0%
2009	8,465,886	3,047,199	1,643,413	25,505	4,716,117	2,291,878	19.5%	27.1%	7,007,995	82.8%
2010	8,420,709	2,607,727	1,602,435	26,326	4,236,488	1,877,551	12.3%	22.3%	6,114,039	72.6%
2011	8,449,309	2,855,707	1,528,720	255,751	4,640,178	2,268,715	13.6%	26.9%	6,908,893	81.8%
2012	8,564,070	2,638,156	1,302,220	736,610	4,676,986	2,089,392	12.2%	24.4%	6,766,378	79.0%
2013	9,119,295	3,540,120	1,770,795	500,731	5,811,645	2,311,092	12.8%	25.3%	8,122,737	89.1%
2014	9,833,653	4,302,637	2,920,378	545,791	7,768,805	2,555,537	11.5%	26.0%	10,324,342	105.0%
2015	9,991,468	4,271,139	2,088,387	483,590	6,843,116	2,659,983	11.5%	26.6%	9,503,099	95.1%
2016	10,155,380	2,794,498	1,939,798	662,757	5,397,053	2,865,597	11.1%	28.2%	8,262,650	81.4%
2017	10,325,638	3,677,485	2,256,929	656,854	6,591,268	2,987,308	14.0%	28.9%	9,578,576	92.8%
2018	10,660,168	7,870,887	2,283,560	626,103	10,780,550	3,732,850	13.6%	35.0%	14,513,400	136.1%
2019	10,874,955	5,343,648	1,990,038	648,573	7,982,259	3,989,745	13.9%	36.7%	11,972,004	110.1%
2020	10,848,078	5,630,374	2,001,195	543,514	8,175,083	4,122,904	14.8%	38.0%	12,297,987	113.4%
2021	10,745,908	6,089,752	2,029,917	653,521	8,773,191	4,084,632	15.0%	38.0%	12,857,823	119.7%
2022	11,922,635	5,939,728	1,979,909	851,521	8,771,159	5,130,419	14.4%	43.0%	13,901,578	116.6%
Total 2005-22	165,144,720	68,628,734	38,630,812	7,479,354	114,738,900	51,904,018	14.1%	31.4%	166,642,918	100.9%

Calendar/ Accident Year	(11) Underwriting Profit/Loss	(12) Investment Gain/Loss	(13) Overall Gain/Loss	(14) Overall Combined Ratio	(15) Reinsurance Premiums	(16) Net Earned Premiums	(17) Net Loss & LAE Ratio	(18) Ceded Rpt Losses & ALAE	(19) Ceded Loss & ALAE Ratio	(20) Historical Retention
2004	NA	1,057,200	NA	NA	1,271,365	3,769,796	125.8%	-	0.0%	500,000
2005	59,904	1,106,308	1,166,212	79.1%	1,428,403	4,161,086	77.6%	-	0.0%	500,000
2006	762,959	1,389,292	2,152,251	66.4%	1,094,188	5,311,112	65.5%	-	0.0%	500,000
2007	(863,637)	1,610,924	747,288	89.4%	1,132,567	5,909,807	96.9%	58,356	5.2%	500,000
2008	(1,703,075)	1,614,823	(88,252)	101.1%	748,606	6,981,800	102.3%	7,375,000	985.2%	500,000
2009	1,457,891	617,866	2,075,757	75.5%	643,300	7,822,586	60.3%	1,850,093	287.6%	500,000
2010	2,306,671	917,359	3,224,029	61.7%	846,000	7,574,709	55.9%	307,983	36.4%	500,000
2011	1,540,416	840,438	2,380,853	71.8%	1,116,325	7,332,984	63.3%	-	0.0%	500,000
2012	1,797,692	876,904	2,674,597	68.8%	1,044,845	7,519,225	62.2%	4,165,227	398.6%	500,000
2013	996,557	775,175	1,771,732	80.6%	1,140,191	7,979,104	72.8%	314,286	27.6%	500,000
2014	(490,690)	818,641	327,951	96.7%	1,423,792	8,409,861	92.4%	3,434,792	241.2%	750,000
2015	488,368	789,278	1,277,646	87.2%	1,508,771	8,482,697	80.7%	207,309	13.7%	750,000
2016	1,892,730	1,029,221	2,921,951	71.2%	1,735,241	8,420,139	64.1%	-	0.0%	750,000
2017	747,062	1,125,710	1,872,772	81.9%	1,545,385	8,780,253	75.1%	-	0.0%	1,000,000
2018	(3,853,232)	1,608,930	(2,244,302)	121.1%	2,282,671	8,377,497	128.7%	3,930,634	172.2%	1,000,000
2019	(1,097,049)	1,988,250	891,201	91.8%	2,480,404	8,394,551	95.1%	-	0.0%	1,000,000
2020	(1,449,909)	1,223,644	(226,265)	102.1%	2,517,697	8,330,381	98.1%	-	0.0%	1,000,000
2021	(2,111,915)	812,797	(1,299,118)	112.1%	2,471,733	8,274,175	106.0%	-	0.0%	1,000,000
2022	(1,978,943)	716,910	(1,262,033)	110.6%	3,417,451	8,505,184	103.1%	NA	NA	1,000,000
Total 2005-22	(1,498,198)	19,862,469	18,364,271	88.9%	28,577,570	136,567,150	84.0%	21,643,680	75.7%	

Notes:

- (1), (6), (12), (14) Provided by client. Amounts through 2020 are actual. Amounts for 2021 are projected. Expenses for 2004 not available. Does not reflect dividends paid.
- (2), (3) Accident years 2004 through 2020 from June 30, 2021 reserve study. For accident years 2021 and 2022 selected ultimate losses and ALAE were derived based on projections made in the June 30, 2021 budget analysis and subsequent information provided by the client. The allocation to losses and ALAE was selected based on the allocation for prior accident years.
- (4) 2004 through 2020 provided by client. 2021 and 2022 were derived as part of the June 30, 2021 budget analysis.
- (5) = (2) + (3) + (4).
- (6) = [(6) - (14)] / (1).
- (7) = [(6) - (14)] / (1).
- (8) = (6) / (1).
- (9) = (5) + (6).
- (10) = (9) / (1).
- (11) = (1) - (9).
- (12) = (11) + (12).
- (13) = [(9) - (12)] / (1).
- (14) = (1) - (15).
- (15) = (5) / (16).
- (16) Based on information provided by client.
- (17) = (18) / (15).
- (18) Retention applied to losses and ALAE through December 31, 2004. Since January 1, 2005 the retention has applied to losses only, with ALAE reinsured on a pro-rata basis.

**Utah Local Governments Trust
Property & Auto PD Program
Analysis of Profitability
as of June 30, 2021**

Exhibit 2

Calendar/ Accident Year	(1) Direct Earned Premiums	(2) Estimated Ultimate Net Losses	(3) Estimated Ultimate Net ALAE	(4) ULAE Expenses	(5) Estimated Ultimate Net Loss & LAE	(6) Underwriting & Reins. Expenses	(7) Expense Ratio Excl Reins	(8) Expense Ratio Incl Reins	(9) Total Costs	(10) Combined U/W Ratio
2004										
2005										
2006										
2007										
2008										
2009										
2010	2,328,528	506,178	-	25,346	531,525	1,724,743	44.3%	74.1%	2,256,268	96.9%
2011	3,770,242	425,879	-	65,125	491,004	2,709,651	40.6%	71.9%	3,200,655	84.9%
2012	4,969,743	940,385	-	81,119	1,021,504	2,054,089	19.5%	41.3%	3,075,593	61.9%
2013	5,733,931	1,338,806	-	106,822	1,445,628	3,269,323	19.1%	57.0%	4,714,951	82.2%
2014	6,587,126	856,031	-	117,428	973,459	3,329,157	15.9%	50.5%	4,302,616	65.3%
2015	6,771,004	912,942	-	187,128	1,100,070	3,484,912	17.0%	51.5%	4,584,981	67.7%
2016	7,068,974	1,823,597	-	164,199	1,987,796	2,993,815	16.1%	42.4%	4,981,611	70.5%
2017	7,383,235	1,631,858	-	147,642	1,779,500	3,010,391	20.0%	40.8%	4,789,891	64.9%
2018	7,992,547	1,274,018	-	174,093	1,448,111	3,433,296	20.7%	43.0%	4,881,407	61.1%
2019	8,677,105	2,170,684	-	171,254	2,341,938	3,827,086	19.1%	44.1%	6,169,024	71.1%
2020	9,220,746	2,101,524	-	194,046	2,295,570	4,545,332	18.9%	49.3%	6,840,902	74.2%
2021	9,815,442	2,423,242	-	151,109	2,574,350	6,305,113	22.6%	64.2%	8,879,463	90.5%
2022	10,313,886	2,254,946	-	144,759	2,399,705	7,529,147	23.2%	73.0%	9,928,852	96.3%
Total 2005-22	90,632,508	18,660,089	-	1,730,071	20,390,160	48,216,055	21.1%	53.2%	68,606,215	75.7%

Calendar/ Accident Year	(11) Underwriting Profit/Loss	(12) Investment Gain/Loss	(13) Overall Gain/Loss	(14) Overall Combined Ratio	(15) Reinsurance Premiums	(16) Net Earned Premiums	(17) Net Loss & LAE Ratio	(18) Ceded Rpt Losses & ALAE	(19) Ceded Loss & ALAE Ratio	(20) Historical Retention
2004										
2005										
2006										
2007										
2008										
2009										
2010	72,260	77,089	149,349	93.6%	693,192	1,635,336	32.5%	-	0.0%	150,000
2011	569,587	70,625	640,212	83.0%	1,180,471	2,589,771	19.0%	-	0.0%	150,000
2012	1,894,150	73,689	1,967,839	60.4%	1,083,825	3,885,918	26.3%	40,404	3.7%	150,000
2013	1,018,980	65,141	1,084,121	81.1%	2,171,524	3,562,407	40.6%	597,296	27.5%	150,000
2014	2,284,510	68,793	2,353,303	64.3%	2,279,048	4,308,078	22.6%	2,335,858	102.5%	150,000
2015	2,186,022	66,326	2,252,348	66.7%	2,331,770	4,439,234	24.8%	-	0.0%	150,000
2016	2,087,363	86,489	2,173,852	69.2%	1,857,467	5,211,507	38.1%	181,338	9.8%	150,000
2017	2,593,344	94,597	2,687,941	63.6%	1,530,712	5,852,523	30.4%	434,344	28.4%	150,000
2018	3,111,140	135,204	3,246,344	59.4%	1,779,457	6,213,090	23.3%	469,580	26.4%	150,000
2019	2,508,081	167,080	2,675,161	69.2%	2,173,881	6,503,224	36.0%	2,556,867	117.6%	150,000
2020	2,379,844	102,827	2,482,671	73.1%	2,803,500	6,417,246	35.8%	1,167,291	41.6%	150,000
2021	935,979	68,302	1,004,281	89.8%	4,085,374	5,730,068	44.9%	55,125	1.3%	150,000
2022	385,034	60,245	445,279	95.7%	5,136,206	5,177,680	46.3%	NA	NA	150,000
Total 2005-22	22,026,293	1,136,408	23,162,701	74.4%	29,106,427	61,526,081	33.1%	7,838,102	26.9%	

Notes:

- (1), (6), (12), (14) Provided by client. Amounts through 2020 are actual. Amounts for 2021 are projected. Expenses for 2004 not available. Does not reflect dividends paid.
- (2), (3) Accident years 2004 through 2020 from June 30, 2021 reserve study. For accident years 2021 and 2022 selected ultimate losses and ALAE were derived based on projections made in the June 30, 2021 budget analysis and subsequent information provided by the client. The allocation to losses and ALAE was selected based on the allocation for prior accident years.
- (4) 2004 through 2020 provided by client. 2021 and 2022 were derived as part of the June 30, 2021 budget analysis.
- (5) = (2) + (3) + (4).
- (7) = [(6) - (14)] / (1).
- (8) = (6) / (1).
- (9) = (5) + (6).
- (10) = (9) / (1).
- (11) = (1) - (9).
- (12) = (11) + (12).
- (13) = [(9) - (12)] / (1).
- (14) = (1) - (15).
- (15) = (5) / (16).
- (16) = (18) / (15).
- (17) = (5) / (16).
- (18) Based on information provided by client.
- (19) = (18) / (15).
- (20) Retention attaches above deductible that varies by insured. Other limits apply in certain special cases.

**Utah Local Governments Trust
General Liability, Auto and Property
Analysis of Profitability
as of June 30, 2021**

Exhibit 3

Calendar/ Accident Year	(1) Direct Earned Premiums	(2) Estimated Ultimate Net Losses	(3) Estimated Ultimate Net ALAE	(4) ULAE Expenses	(5) Estimated Ultimate Net Loss & LAE	(6) Underwriting & Reins. Expenses	(7) Expense Ratio Excl Reins	(8) Expense Ratio Incl Reins	(9) Total Costs	(10) Combined U/W Ratio
2004	5,041,161	2,518,455	2,147,531	75,286	4,741,273	NA	NA	NA	NA	NA
2005	5,589,489	1,485,453	1,676,712	67,467	3,229,632	2,299,953	15.6%	41.1%	5,529,585	98.9%
2006	6,405,300	1,807,219	1,604,436	65,932	3,477,588	2,164,753	16.7%	33.8%	5,642,341	88.1%
2007	7,042,374	3,216,410	2,438,930	69,337	5,724,678	2,181,333	14.9%	31.0%	7,906,011	112.3%
2008	7,730,406	1,510,596	5,573,039	59,470	7,143,105	2,290,376	19.9%	29.6%	9,433,481	122.0%
2009	8,465,886	3,047,199	1,643,413	25,505	4,716,117	2,291,878	19.5%	27.1%	7,007,995	82.8%
2010	10,749,237	3,113,905	1,602,435	51,672	4,768,013	3,602,294	19.2%	33.5%	8,370,307	77.9%
2011	12,219,551	3,281,586	1,528,720	320,876	5,131,183	4,978,366	21.9%	40.7%	10,109,549	82.7%
2012	13,533,813	3,578,541	1,302,220	817,729	5,698,490	4,143,481	14.9%	30.6%	9,841,971	72.7%
2013	14,853,225	4,878,925	1,770,795	607,553	7,257,273	5,580,415	15.3%	37.6%	12,837,688	86.4%
2014	16,420,778	5,158,667	2,920,378	663,219	8,742,264	5,884,694	13.3%	35.8%	14,626,958	89.1%
2015	16,762,471	5,184,081	2,088,387	670,718	7,943,186	6,144,895	13.7%	36.7%	14,088,081	84.0%
2016	17,224,353	4,618,094	1,939,798	826,957	7,384,849	5,859,412	13.2%	34.0%	13,244,261	76.9%
2017	17,708,873	5,309,343	2,256,929	804,496	8,370,768	5,997,699	16.5%	33.9%	14,368,467	81.1%
2018	18,652,715	9,144,905	2,283,560	800,196	12,228,661	7,166,146	16.6%	38.4%	19,394,807	104.0%
2019	19,552,060	7,514,332	1,990,038	819,827	10,324,197	7,816,831	16.2%	40.0%	18,141,028	92.8%
2020	20,068,824	7,731,898	2,001,195	737,560	10,470,653	8,668,236	16.7%	43.2%	19,138,889	95.4%
2021	20,561,350	8,512,994	2,029,917	804,630	11,347,541	10,389,745	18.6%	50.5%	21,737,286	105.7%
2022	22,236,521	8,194,675	1,979,909	996,279	11,170,863	12,659,566	18.5%	56.9%	23,830,429	107.2%
Total 2005-22	255,777,228	87,288,823	38,630,812	9,209,425	135,129,060	100,120,073	16.6%	39.1%	235,249,132	92.0%

Calendar/ Accident Year	(11) Underwriting Profit/Loss	(12) Investment Gain/Loss	(13) Overall Gain/Loss	(14) Overall Combined Ratio	(15) Reinsurance Premiums	(16) Net Earned Premiums	(17) Net Loss & LAE Ratio	(18) Ceded Rpt Losses & ALAE	(19) Ceded Loss & ALAE Ratio
2004	NA	1,057,200	NA	NA	1,271,365	3,769,796	125.8%	-	0.0%
2005	59,904	1,106,308	1,166,212	79.1%	1,428,403	4,161,086	77.6%	-	0.0%
2006	762,959	1,389,292	2,152,251	66.4%	1,094,188	5,311,112	65.5%	-	0.0%
2007	(863,637)	1,610,924	747,288	89.4%	1,132,567	5,909,807	96.9%	58,356	5.2%
2008	(1,703,075)	1,614,823	(88,252)	101.1%	748,606	6,981,800	102.3%	7,375,000	985.2%
2009	1,457,891	617,866	2,075,757	75.5%	643,300	7,822,586	60.3%	1,850,093	287.6%
2010	2,378,931	994,447	3,373,378	68.6%	1,539,192	9,210,045	51.8%	307,983	20.0%
2011	2,110,003	911,063	3,021,065	75.3%	2,296,796	9,922,755	51.7%	-	0.0%
2012	3,691,842	950,594	4,642,436	65.7%	2,128,670	11,405,143	50.0%	4,205,632	197.6%
2013	2,015,538	840,316	2,855,853	80.8%	3,311,715	11,541,510	62.9%	911,582	27.5%
2014	1,793,820	887,434	2,681,254	83.7%	3,702,840	12,717,938	68.7%	5,770,650	155.8%
2015	2,674,391	855,603	3,529,994	78.9%	3,840,541	12,921,931	61.5%	207,309	5.4%
2016	3,980,093	1,115,710	5,095,803	70.4%	3,592,708	13,631,645	54.2%	181,338	5.0%
2017	3,340,406	1,220,307	4,560,713	74.2%	3,076,097	14,632,776	57.2%	434,344	14.1%
2018	(742,092)	1,744,134	1,002,042	94.6%	4,062,128	14,590,587	83.8%	4,400,214	108.3%
2019	1,411,032	2,155,330	3,566,362	81.8%	4,654,285	14,897,775	69.3%	2,556,867	54.9%
2020	929,935	1,326,471	2,256,406	88.8%	5,321,197	14,747,627	71.0%	1,167,291	21.9%
2021	(1,175,936)	881,099	(294,837)	101.4%	6,557,107	14,004,243	81.0%	55,125	0.8%
2022	(1,593,908)	777,155	(816,753)	103.7%	8,553,657	13,682,864	81.6%	NA	NA
Total 2005-22	20,528,095	20,998,877	41,526,972	83.8%	57,683,997	198,093,231	68.2%	29,481,782	51.1%

Notes:

- (1), (6), (12), (14) Provided by client. Amounts through 2020 are actual. Amounts for 2021 are projected. Expenses for 2004 not available. Does not reflect dividends paid.
- (2), (3) Accident years 2004 through 2020 from June 30, 2021 reserve study. For accident years 2021 and 2022 selected ultimate losses and ALAE were derived based on projections made in the June 30, 2021 budget analysis and subsequent information provided by the client. The allocation to losses and ALAE was selected based on the allocation for prior accident years.
- (4) 2004 through 2020 provided by client. 2021 and 2022 were derived as part of the June 30, 2021 budget analysis.
- (5) = (2) + (3) + (4).
- (6) = [(6) - (14)] / (1).
- (7) = (5) / (6).
- (8) = (6) / (1).
- (9) = (5) + (6).
- (10) = (9) / (1).
- (11) = (1) - (9).
- (13) = (11) + (12).
- (14) = [(9) - (12)] / (1).
- (16) = (1) - (15).
- (17) = (5) / (16).
- (18) Based on information provided by client.
- (19) = (18) / (15).

Utah Local Governments Trust
Workers Compensation, After January 1, 2004
Analysis of Profitability
as of June 30, 2021

Exhibit 4

Calendar/ Accident Year	(1) Direct Earned Premiums	(2) Estimated Ultimate Net Losses	(3) Estimated Ultimate Net ALAE	(4) ULAE Expenses	(5) Estimated Ultimate Net Loss & LAE	(6) Underwriting & Reins. Expenses	(7) Expense Ratio Excl Reins	(8) Expense Ratio Incl Reins	(9) Total Costs	(10) Combined U/W Ratio
2004	3,709,985	2,737,704	309,207	179,295	3,226,206	NA	NA	NA	NA	NA
2005	5,119,678	2,326,645	254,023	179,870	2,760,539	1,251,637	15.3%	24.4%	4,012,176	78.4%
2006	6,106,371	2,481,278	186,791	269,029	2,937,098	2,136,900	23.9%	35.0%	5,073,998	83.1%
2007	6,411,127	4,407,167	584,779	314,656	5,306,602	2,022,897	18.6%	31.6%	7,329,499	114.3%
2008	6,957,976	3,977,526	486,434	275,902	4,739,862	2,150,072	22.6%	30.9%	6,889,934	99.0%
2009	6,754,531	4,604,221	701,538	394,691	5,700,449	2,342,527	26.1%	34.7%	8,042,976	119.1%
2010	6,375,319	4,466,750	667,815	337,841	5,472,406	2,155,707	22.4%	33.8%	7,628,113	119.7%
2011	6,651,271	4,813,895	627,829	360,344	5,802,068	2,161,460	25.4%	32.5%	7,963,528	119.7%
2012	6,967,799	4,491,663	723,470	325,779	5,540,912	2,094,471	17.8%	30.1%	7,635,383	109.6%
2013	7,719,678	4,543,841	717,093	400,432	5,661,366	2,152,773	16.4%	27.9%	7,814,139	101.2%
2014	8,597,507	5,419,640	765,759	477,112	6,662,511	1,900,097	15.4%	22.1%	8,562,608	99.6%
2015	9,095,659	4,850,961	651,167	569,115	6,071,243	2,468,890	18.3%	27.1%	8,540,133	93.9%
2016	9,499,706	4,378,978	531,051	606,104	5,516,133	2,506,437	16.8%	26.4%	8,022,570	84.5%
2017	10,866,838	6,088,065	570,015	582,324	7,240,404	2,492,508	15.5%	22.9%	9,732,912	89.6%
2018	11,450,660	5,966,509	476,880	566,100	7,009,489	2,441,031	14.2%	21.3%	9,450,520	82.5%
2019	11,096,213	5,597,588	365,611	547,101	6,510,300	2,021,505	11.8%	18.2%	8,531,805	76.9%
2020	10,229,161	5,732,835	509,819	472,312	6,714,966	2,095,499	12.4%	20.5%	8,810,465	86.1%
2021	9,365,797	5,576,398	452,140	455,897	6,484,436	2,273,330	14.8%	24.3%	8,757,766	93.5%
2022	8,091,852	7,289,341	591,028	512,680	8,393,048	2,402,727	17.6%	29.7%	10,795,775	133.4%
Total 2005-22	147,357,144	87,013,299	9,863,242	7,647,289	104,523,831	39,070,468	17.4%	26.5%	143,594,299	97.4%

Calendar/ Accident Year	(11) Underwriting Profit/Loss	(12) Investment Gain/Loss	(13) Overall Gain/Loss	(14) Overall Combined Ratio	(15) Reinsurance Premiums	(16) Net Earned Premiums	(17) Net Loss & LAE Ratio	(18) Ceded Rpt Losses & ALAE	(19) Ceded Loss & ALAE Ratio	(20) Historical Retention
2004	NA	573,674	NA	NA	393,936	3,316,049	97.3%	152,651	38.8%	250,000
2005	1,107,502	600,322	1,707,825	66.6%	467,648	4,652,030	59.3%	354,520	75.8%	250,000
2006	1,032,373	753,879	1,786,252	70.7%	679,595	5,426,776	54.1%	-	0.0%	500,000
2007	(918,371)	874,145	(44,226)	100.7%	828,218	5,582,909	95.1%	1,447,405	174.8%	500,000
2008	68,042	876,261	944,303	86.4%	575,053	6,382,923	74.3%	159,675	27.8%	500,000
2009	(1,288,446)	335,276	(953,170)	114.1%	578,323	6,176,208	92.3%	332,655	57.5%	500,000
2010	(1,252,794)	539,623	(713,171)	111.2%	727,108	5,648,211	96.9%	17,097	2.4%	500,000
2011	(1,312,258)	494,375	(817,883)	112.3%	469,839	6,181,432	93.9%	-	0.0%	500,000
2012	(667,584)	515,826	(151,757)	102.2%	855,884	6,111,915	90.7%	367,458	42.9%	500,000
2013	(94,461)	455,985	361,524	95.3%	889,976	6,829,702	82.9%	-	0.0%	600,000
2014	34,899	481,553	516,453	94.0%	580,237	8,017,270	83.1%	99,499	17.1%	750,000
2015	555,526	464,281	1,019,807	88.8%	808,037	8,287,622	73.3%	-	0.0%	750,000
2016	1,477,136	605,424	2,082,560	78.1%	908,479	8,591,227	64.2%	-	0.0%	750,000
2017	1,133,926	662,182	1,796,109	83.5%	808,883	10,057,955	72.0%	-	0.0%	750,000
2018	2,000,140	946,429	2,946,569	74.3%	817,473	10,633,187	65.9%	-	0.0%	750,000
2019	2,564,408	1,169,559	3,733,967	66.3%	711,613	10,384,600	62.7%	-	0.0%	1,000,000
2020	1,418,696	719,790	2,138,486	79.1%	822,833	9,406,328	71.4%	-	0.0%	1,000,000
2021	608,031	478,116	1,086,147	88.4%	890,111	8,475,686	76.5%	-	0.0%	1,000,000
2022	(2,703,923)	421,712	(2,282,211)	128.2%	980,078	7,111,774	118.0%	NA	NA	1,000,000
Total 2005-22	3,762,845	11,394,739	15,157,584	89.7%	13,399,388	133,957,756	78.0%	2,778,310	20.7%	

Notes:

- (1), (6), (12), (14) Provided by client. Amounts through 2020 are actual. Amounts for 2021 are projected. Expenses for 2004 not available. Does not reflect dividends paid.
- (2), (3) Accident years 2004 through 2020 from June 30, 2021 reserve study. For accident years 2021 and 2022 selected ultimate losses and ALAE were derived based on projections made in the June 30, 2021 budget analysis and subsequent information provided by the client. The allocation to losses and ALAE was selected based on the allocation for prior accident years.
- (4) 2004 through 2020 provided by client. 2021 and 2022 were derived as part of the June 30, 2021 budget analysis.
- (5) = (2) + (3) + (4).
- (6) = [(6) - (14)] / (1).
- (7) = (5) / (6).
- (8) = (6) / (1).
- (9) = (5) + (6).
- (10) = (9) / (1).
- (11) = (1) - (9).
- (12) = (11) + (12).
- (13) = [(9) - (12)] / (1).
- (14) = (1) - (15).
- (15) = (1) - (15).
- (16) = (5) / (16).
- (17) = (5) / (16).
- (18) Based on information provided by client.
- (19) = (18) / (15).
- (20) For 2004 and 2005 the retention applied to losses only with ALAE reinsured on a pro-rata basis. Since 2006 the retention has applied to losses and ALAE on a combined basis.

Utah Local Governments Trust
General Liability, Auto, Property, and Workers Compensation
Analysis of Profitability
as of June 30, 2021

Exhibit 5

Calendar/ Accident Year	(1) Direct Earned Premiums	(2) Estimated Ultimate Net Losses	(3) Estimated Ultimate Net ALAE	(4) ULAE Expenses	(5) Estimated Ultimate Net Loss & LAE	(6) Underwriting & Reins. Expenses	(7) Expense Ratio Excl Reins	(8) Expense Ratio Incl Reins	(9) Total Costs	(10) Combined U/W Ratio
2004	8,751,146	5,256,159	2,456,738	254,581	7,967,479	NA	NA	NA	NA	NA
2005	10,709,167	3,812,098	1,930,735	247,337	5,990,171	3,551,590	15.5%	33.2%	9,541,761	89.1%
2006	12,511,671	4,288,498	1,791,227	334,961	6,414,686	4,301,653	20.2%	34.4%	10,716,339	85.7%
2007	13,453,501	7,623,577	3,023,709	383,993	11,031,279	4,204,230	16.7%	31.3%	15,235,509	113.2%
2008	14,688,382	5,488,122	6,059,473	335,372	11,882,967	4,440,448	21.2%	30.2%	16,323,415	111.1%
2009	15,220,417	7,651,420	2,344,950	420,196	10,416,566	4,634,405	22.4%	30.4%	15,050,971	98.9%
2010	17,124,556	7,580,655	2,270,250	389,513	10,240,419	5,758,001	20.4%	33.6%	15,998,420	93.4%
2011	18,870,822	8,095,481	2,156,549	681,220	10,933,251	7,139,826	23.2%	37.8%	18,073,077	95.8%
2012	20,501,612	8,070,203	2,025,690	1,143,508	11,239,401	6,237,952	15.9%	30.4%	17,477,353	85.2%
2013	22,572,904	9,422,766	2,487,888	1,007,985	12,918,639	7,733,188	15.6%	34.3%	20,651,827	91.5%
2014	25,018,285	10,578,308	3,686,136	1,140,331	15,404,775	7,784,791	14.0%	31.1%	23,189,566	92.7%
2015	25,858,131	10,035,042	2,739,554	1,239,833	14,014,429	8,613,785	15.3%	33.3%	22,628,214	87.5%
2016	26,724,060	8,997,072	2,470,849	1,433,061	12,900,982	8,365,849	14.5%	31.3%	21,266,831	79.6%
2017	28,575,711	11,397,408	2,826,943	1,386,820	15,611,172	8,490,207	16.1%	29.7%	24,101,379	84.3%
2018	30,103,375	15,111,413	2,760,440	1,366,296	19,238,150	9,607,177	15.7%	31.9%	28,845,327	95.8%
2019	30,648,273	13,111,920	2,355,649	1,366,928	16,834,497	9,838,336	14.6%	32.1%	26,672,833	87.0%
2020	30,297,985	13,464,733	2,511,014	1,209,872	17,185,619	10,763,735	15.2%	35.5%	27,949,354	92.2%
2021	29,927,147	14,089,392	2,482,058	1,260,527	17,831,977	12,663,075	17.4%	42.3%	30,495,052	101.9%
2022	30,328,373	15,484,015	2,570,937	1,508,959	19,563,912	15,062,293	18.2%	49.7%	34,626,205	114.2%
Total 2005-22	403,134,372	174,302,123	48,494,054	16,856,714	239,652,891	139,190,541	16.9%	34.5%	378,843,432	94.0%

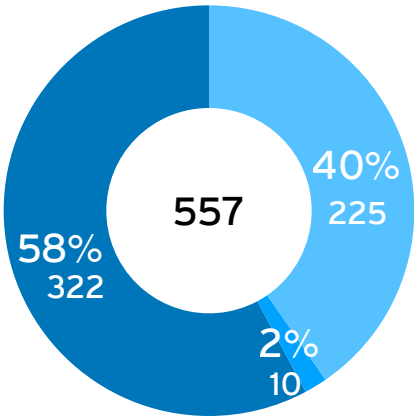
Calendar/ Accident Year	(11) Underwriting Profit/Loss	(12) Investment Gain/Loss	(13) Overall Gain/Loss	(14) Overall Combined Ratio	(15) Reinsurance Premiums	(16) Net Earned Premiums	(17) Net Loss & LAE Ratio	(18) Ceded Rpt Losses & ALAE	(19) Ceded Loss & ALAE Ratio
2004	NA	1,630,874	NA	NA	1,665,301	7,085,845	112.4%	152,651	9.2%
2005	1,167,406	1,706,630	2,874,036	73.2%	1,896,051	8,813,116	68.0%	354,520	18.7%
2006	1,795,332	2,143,171	3,938,504	68.5%	1,773,783	10,737,889	59.7%	-	0.0%
2007	(1,782,008)	2,485,069	703,061	94.8%	1,960,785	11,492,716	96.0%	1,505,761	76.8%
2008	(1,635,033)	2,491,084	856,051	94.2%	1,323,659	13,364,724	88.9%	7,534,675	569.2%
2009	169,445	953,142	1,122,588	92.6%	1,221,623	13,998,794	74.4%	2,182,747	178.7%
2010	1,126,137	1,534,070	2,660,207	84.5%	2,266,300	14,858,256	68.9%	325,080	14.3%
2011	797,745	1,405,438	2,203,183	88.3%	2,766,635	16,104,187	67.9%	-	0.0%
2012	3,024,258	1,466,420	4,490,678	78.1%	2,984,554	17,517,058	64.2%	4,573,090	153.2%
2013	1,921,076	1,296,301	3,217,377	85.7%	4,201,691	18,371,213	70.3%	911,582	21.7%
2014	1,828,719	1,368,988	3,197,707	87.2%	4,283,077	20,735,208	74.3%	5,870,149	137.1%
2015	3,229,917	1,319,884	4,549,801	82.4%	4,648,578	21,209,553	66.1%	207,309	4.5%
2016	5,457,229	1,721,134	7,178,363	73.1%	4,501,187	22,222,873	58.1%	181,338	4.0%
2017	4,474,332	1,882,489	6,356,821	77.8%	3,884,980	24,690,731	63.2%	434,344	11.2%
2018	1,258,049	2,690,563	3,948,612	86.9%	4,879,601	25,223,774	76.3%	4,400,214	90.2%
2019	3,975,440	3,324,889	7,300,329	76.2%	5,365,898	25,282,375	66.6%	2,556,867	47.7%
2020	2,348,631	2,046,261	4,394,892	85.5%	6,144,030	24,153,955	71.2%	1,167,291	19.0%
2021	(567,905)	1,359,215	791,310	97.4%	7,447,218	22,479,929	79.3%	55,125	0.7%
2022	(4,297,832)	1,198,867	(3,098,965)	110.2%	9,533,735	20,794,638	94.1%	NA	NA
Total 2005-22	24,290,940	32,393,616	56,684,556	85.9%	71,083,385	332,050,987	72.2%	32,260,092	45.4%

Notes:
All amounts represent either totals or weighted averages of figures displayed in preceding exhibits.

FINANCIAL SNAPSHOT - YTD September 2021

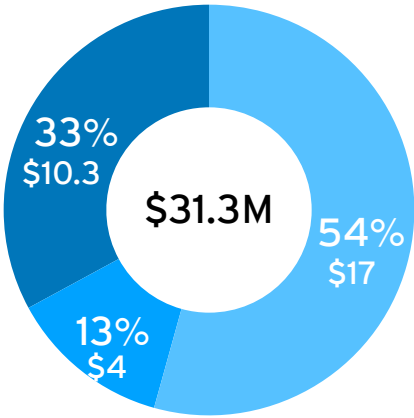
1. 557 Members
2. 36 New Lines
3. Assets \$140,619,633
4. Liabilities \$52,857,039
5. Net Assets \$87,762,594
6. Premium \$22,706,034
7. Budgeted Net Income \$992,360
8. Net Income \$4,372,408 (see a through f for variance details)
 - a. Total Revenues up 1% or \$225,134
 - b. Indemnity Claims Expense down 15% or \$1,855,228
 - c. Loss Adjustment Expense down 17% or \$848,943
 - d. Premium Tax up 5% or \$15,230
 - e. Fair Market Value down \$97,495
 - f. General and Administrative Expenses down 16% or \$969,354

Composition by Entity Type



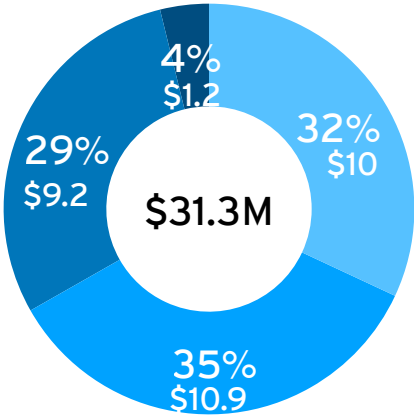
● City/Town ● County ● Special Service District

Composition by Premium



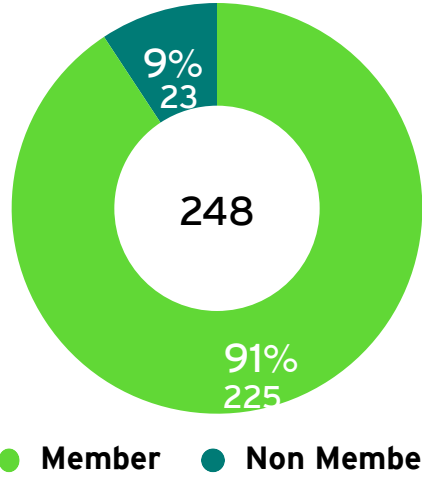
● City/Town ● County ● Special Service District

Composition by Line of Business

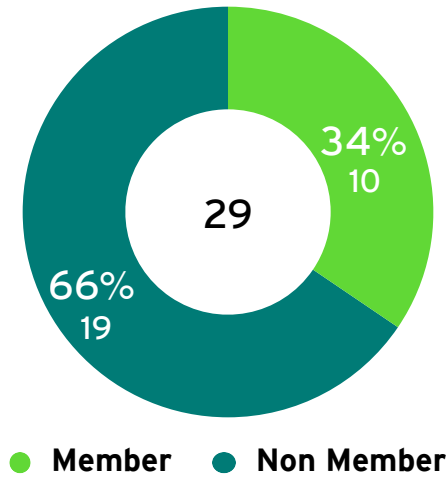


● Property ● Liability ● Workers Compensation ● Other

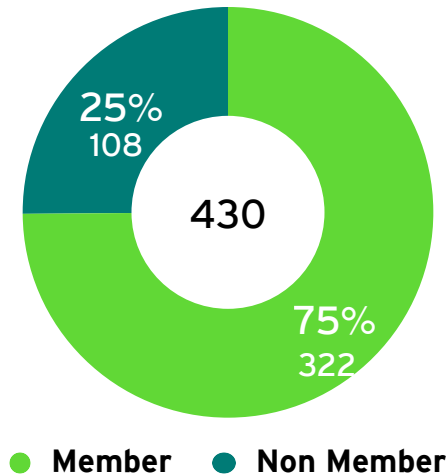
Market Penetration of Cities/Towns

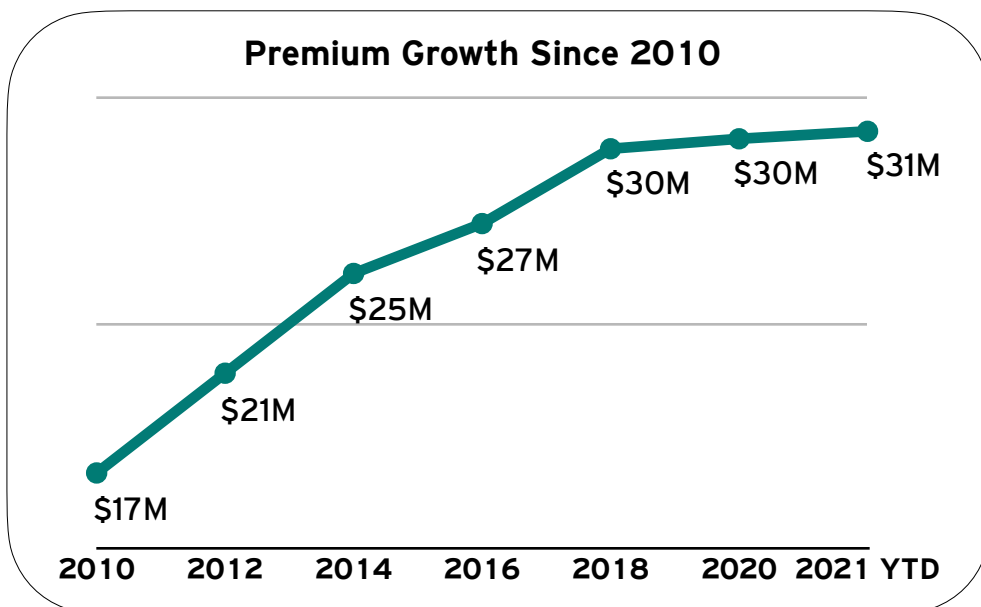
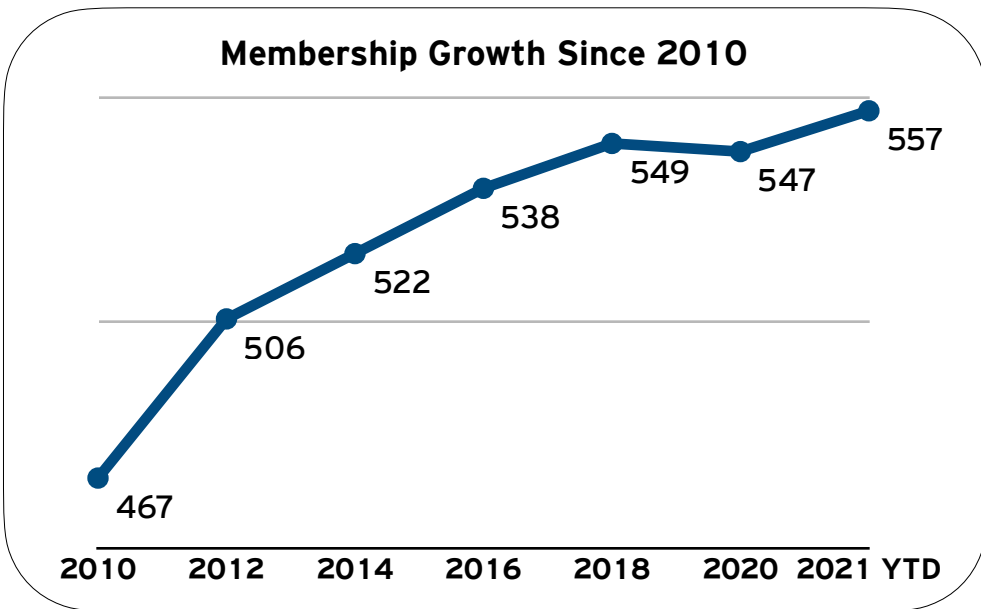
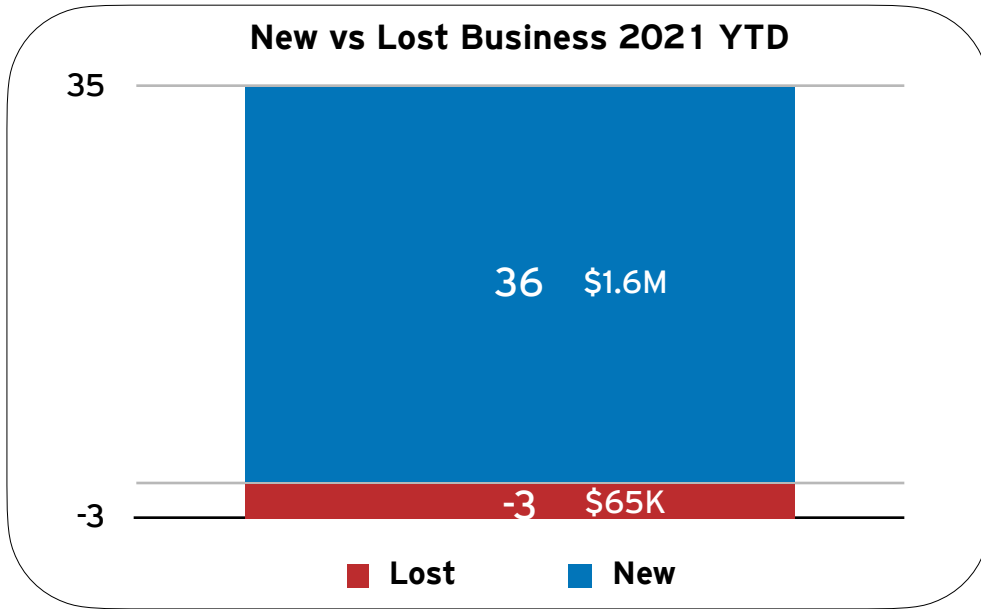


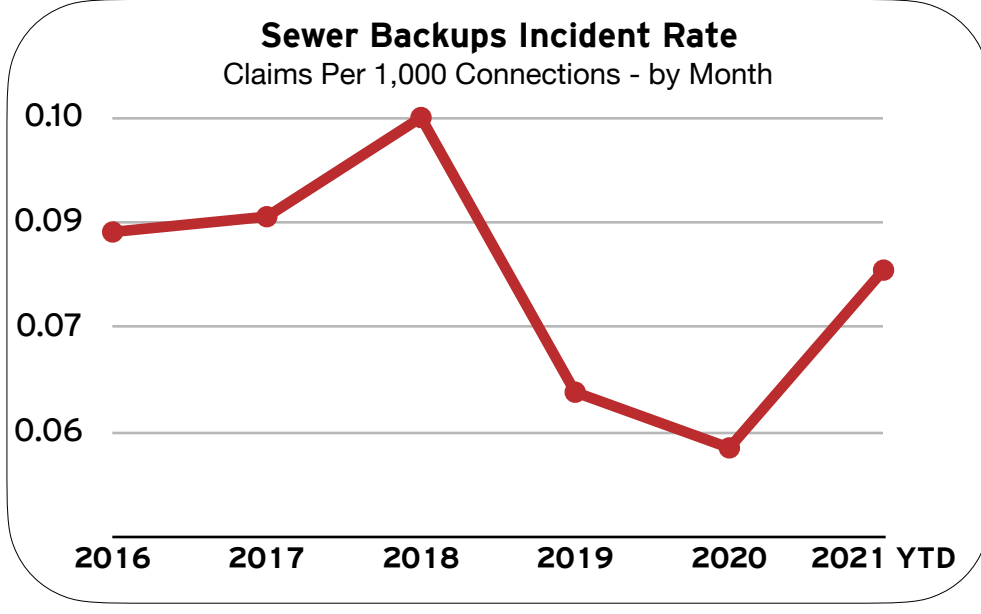
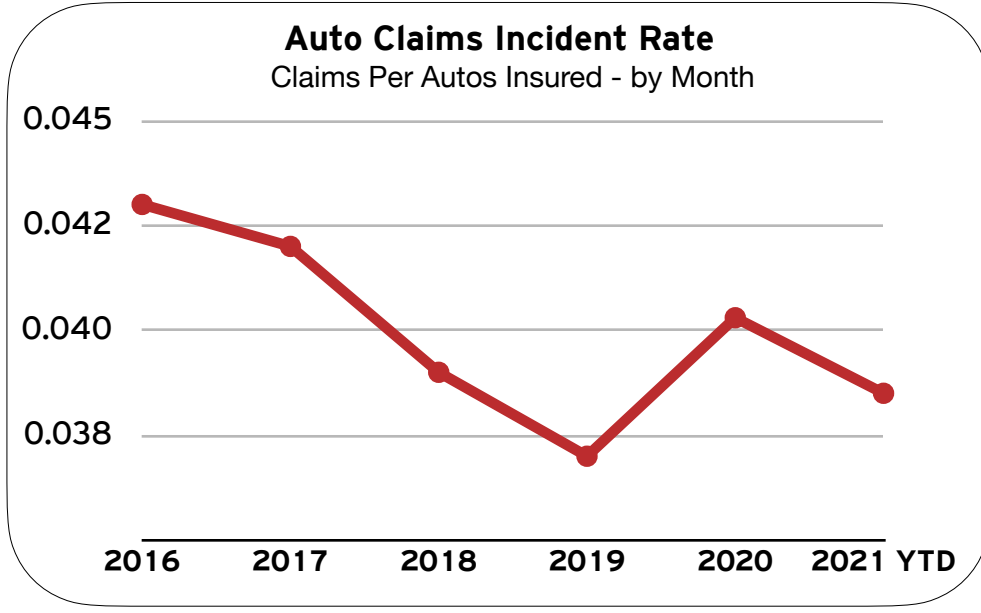
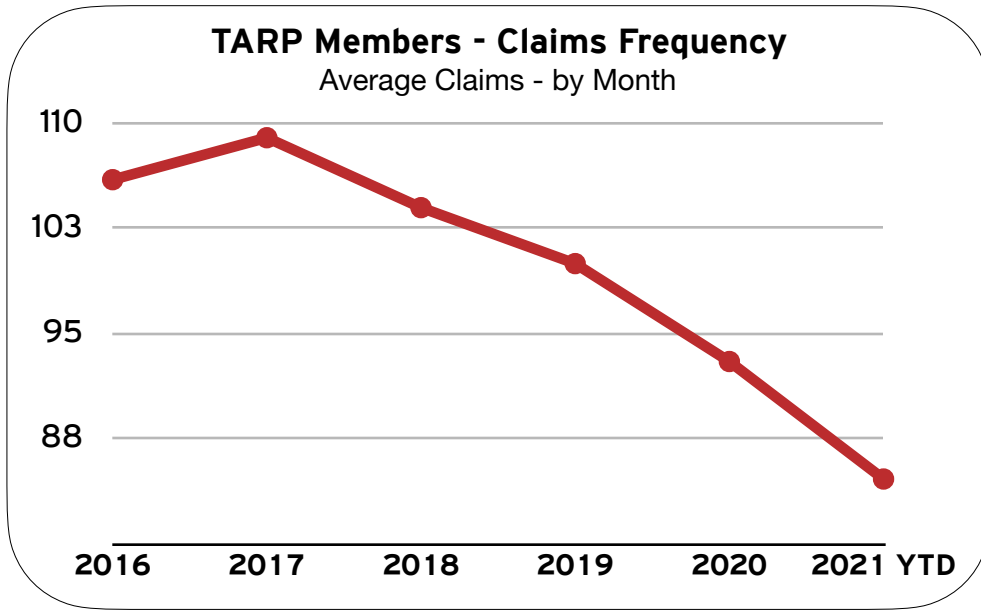
Market Penetration of Counties

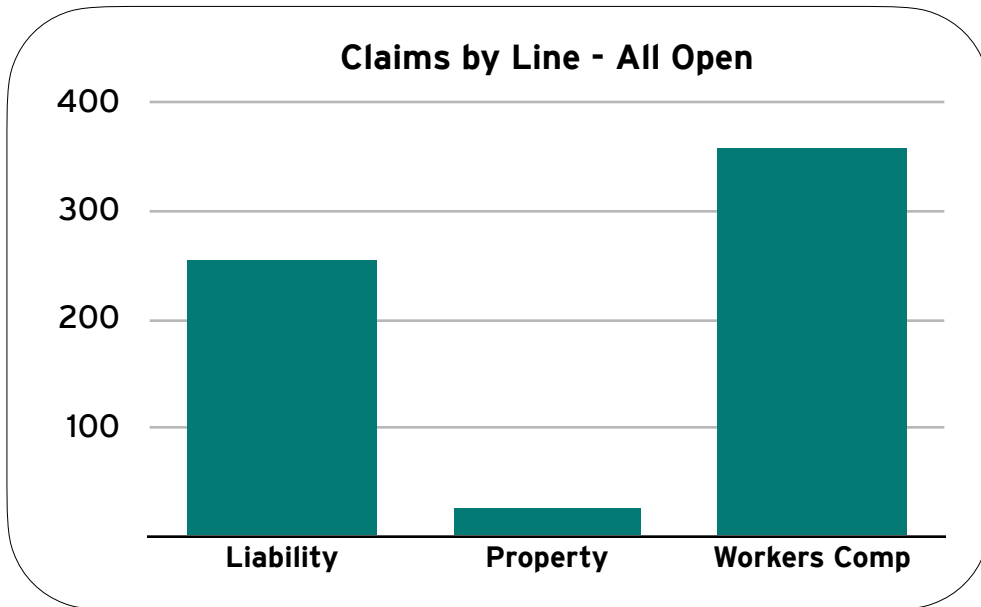
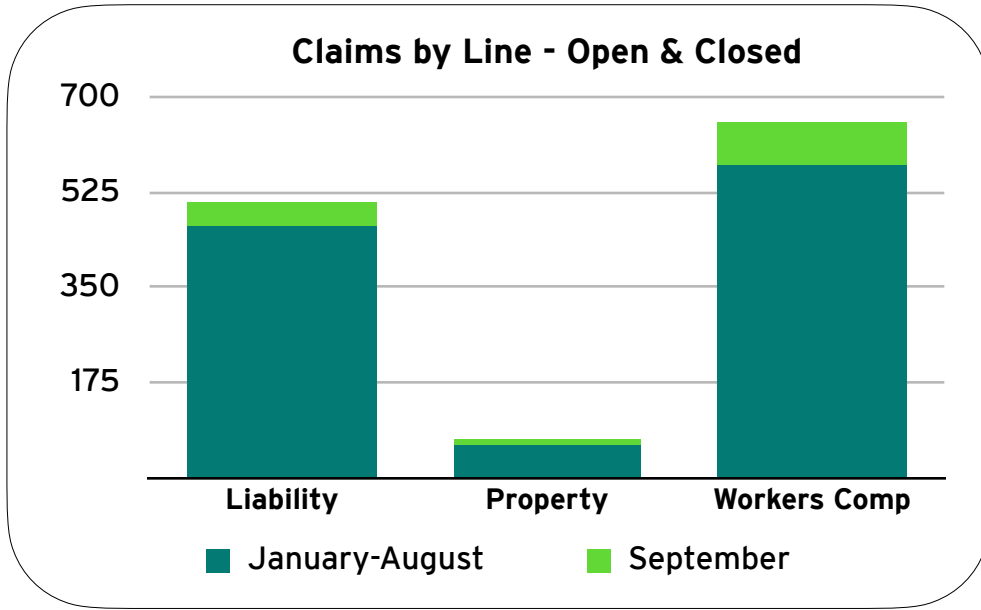


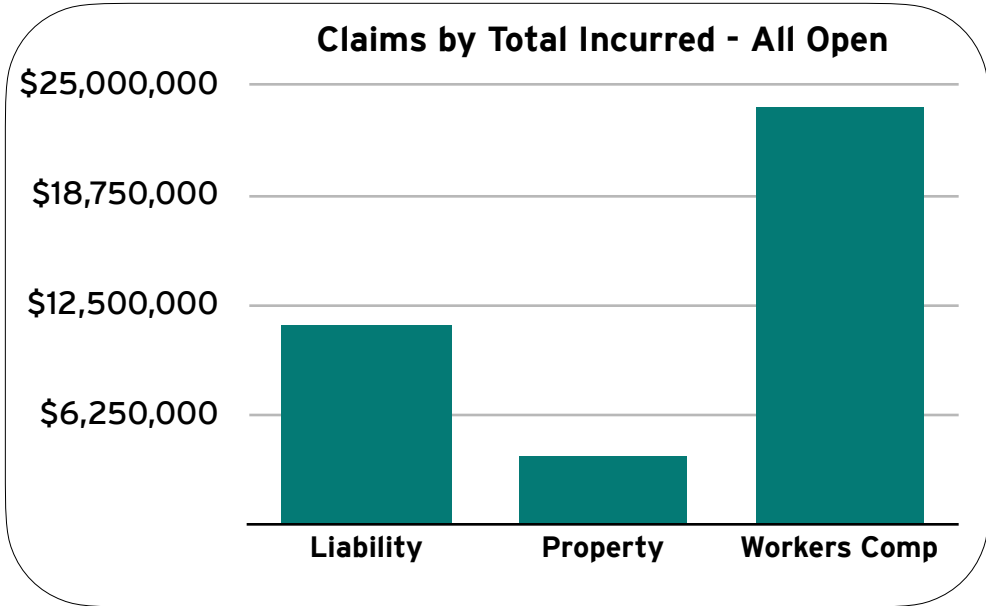
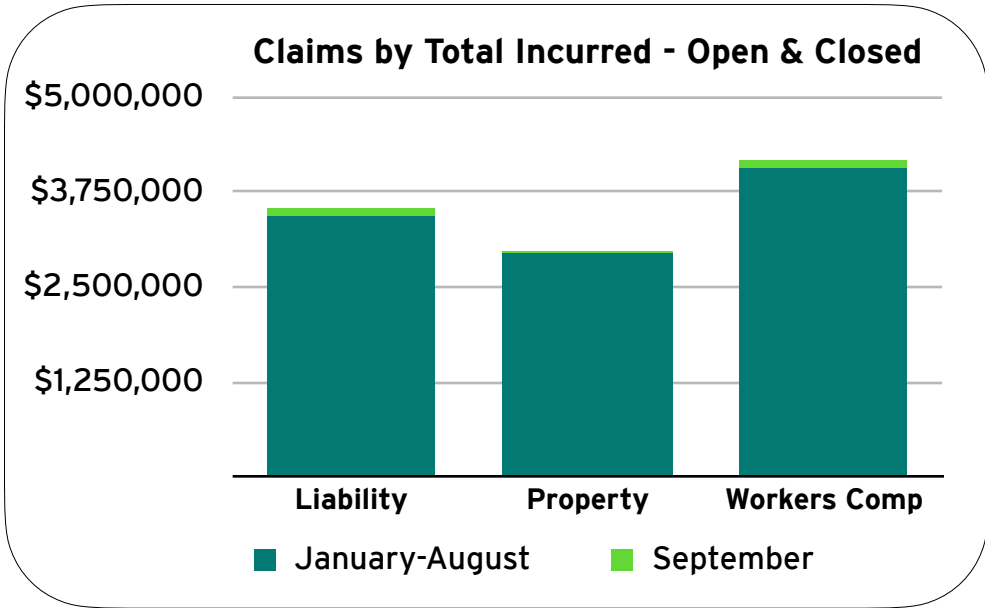
Market Penetration of Special Service Districts



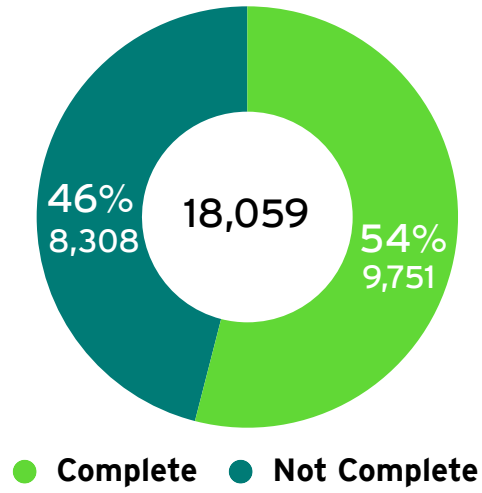




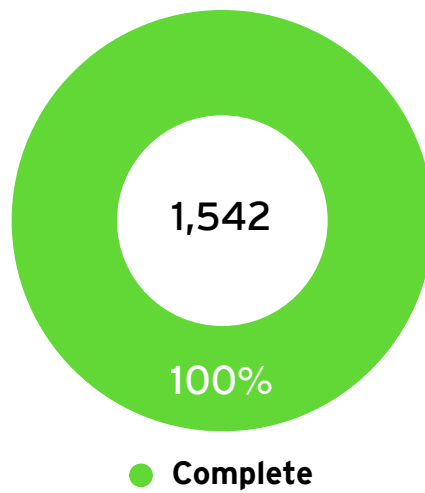


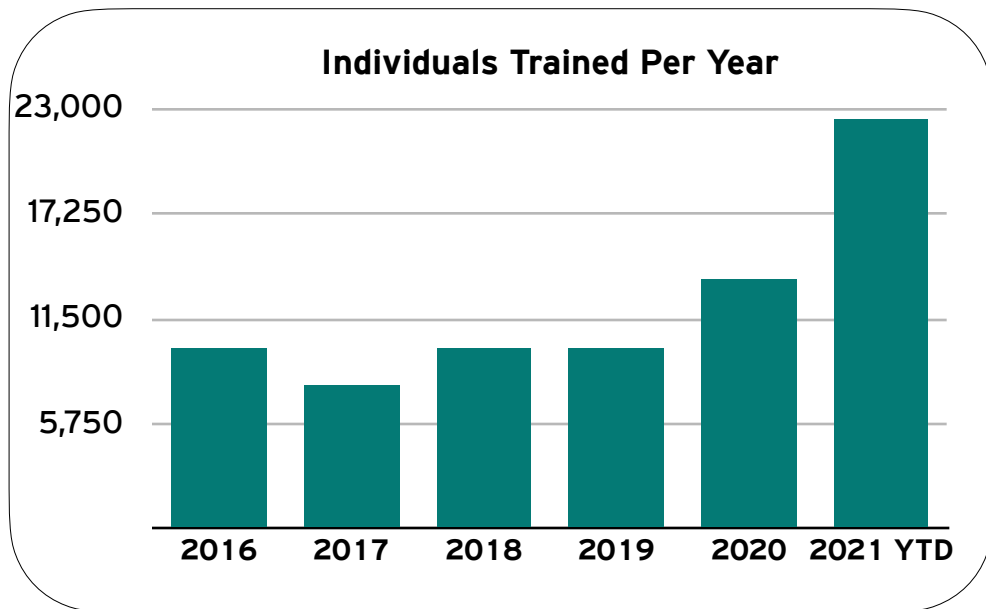
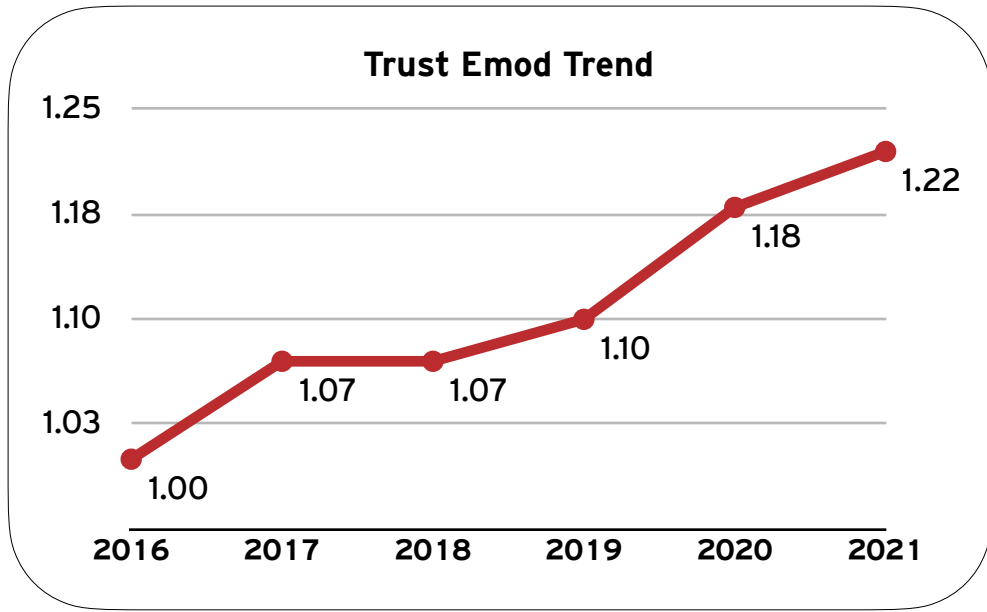


Kantola - Online Training



Streamery - Online Training





UTAH LOCAL GOVERNMENTS TRUST
PORTFOLIO PERFORMANCE
9/30/21

Trust Portfolio Yield on Cost	1.03%
--------------------------------------	--------------

Benchmark Rates

Fundy Type	ULGT Yield as a % Over Benchmark Yield	
3-mo LIBOR	0.133%	673.47%
3-mo T-bill	0.030%	3,332.42%
6-mo T-bill	0.050%	1,959.45%
2-yr Treasury	0.268%	284.23%
5-yr Treasury	0.939%	9.66%
10-yr Treasury	1.477%	-30.28%
30-yr Treasury	2.054%	-49.87%
Public Treasurers	0.314%	227.57%

Pricing Service Summary

Portfolio Cost Basis	126,394,252
Portfolio Market Value	127,628,787

Market Value of Asset Allocation

Government Obligations	42,682,966	33.44%
PTIF	78,686,961	61.65%
Security Deposit - Utah Labor Commission	5,998,043	4.70%
Cash	260,817	0.20%
Total	127,628,787	100.00%

Estimated Annual Income	1,301,514
--------------------------------	------------------

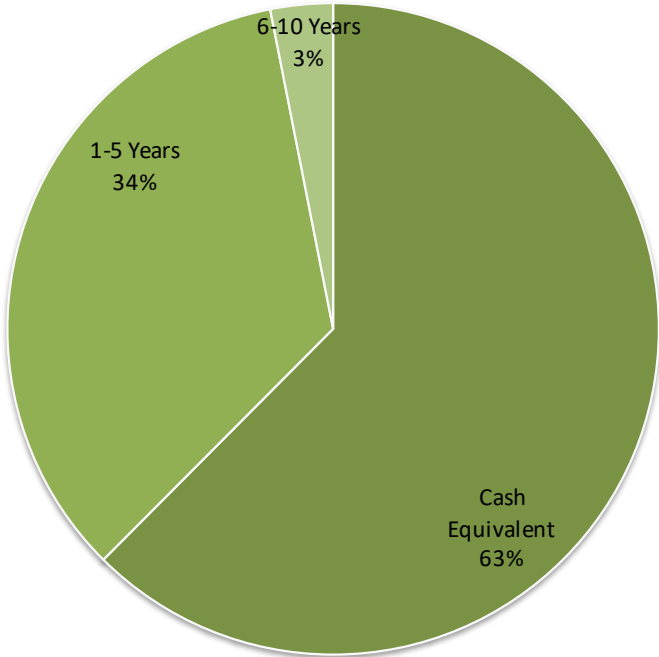
UTAH LOCAL GOVERNMENTS TRUST
SUMMARY OF INVESTMENT HOLDINGS
9/30/21

Par Value	Cusip	Issuer	Held at	Rate	Maturity	Cost Basis	Portfolio Percentage
1,000,000	654740BA6	NISSAN MTR CORP	Zions Bank	2.95	7/13/22	1,000,000	1%
5,000,000	63906AAB6	Natwest Mkts	Zions Bank	3.73	9/29/22	5,026,439	4%
915,000	075019EQ8	UT SCH DIST	Zions Bank	5.50	2/1/27	915,000	1%
3,000,000	795594AA8	SLC UT Mun Bldg	Zions Bank	5.45	3/15/28	3,000,000	2%
6,000,000	912796F38	US Treasury	State of Utah	0.68	3/24/22	5,995,905	5%
5,000,000	949746SL6	Wells Fargo	Zions Bank	2.91	1/24/23	5,000,000	4%
5,000,000	172967LH2	Citigroup Inc	Zions Bank	2.75	4/25/22	4,908,950	4%
5,000,000	46849LSX0	Jackson National Life	Zions Bank	1.96	6/27/22	4,957,329	4%
4,310,000	04685A2F7	Athene Global Funding	Zions Bank	2.67	7/1/22	4,306,140	3%
1,330,000	654740AW9	NISSAN MTR CORP	Zions Bank	2.88	1/13/22	1,331,282	1%
4,500,000	14040HBM6	Capital One Fin	Zions Bank	2.84	3/9/22	4,504,233	4%
4,000,000	456837AJ2	ING GROEP N V	Zions Bank	3.25	3/29/22	4,007,861	3%
2,482,000	05964HAA3	BANCO SANTANDER SA	Zions Bank	3.54	4/11/22	2,493,336	2%
47,537,000	Bond Portfolio (Par Value)		Bond Portfolio Cost:		47,446,474	38%	
78,947,778	PTIF & Cash Equivalents		PTIF & Cash Equivalents:		78,947,778	62%	
126,484,778	Total (Par Value)		Total (Cost):		126,394,252	100%	

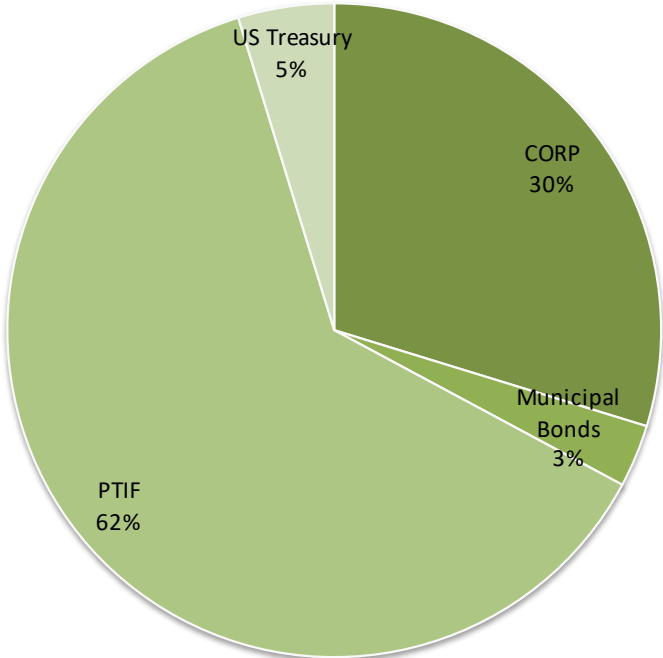
Accounting Notes:

Portfolio held by Zions Bank:	41,450,569	33%
PITF held by Zions Bank:	78,686,961	62%
Subtotal of Zions Holdings:	120,137,530	95%
Portfolio held by State of Utah:	5,995,905	5%
Cash held in JP Morgan Chase Bank:	260,817	0%
Total:	126,394,252	100%

Trust Portfolio Concentration by Years to Maturity (Cost Basis)



Trust Portfolio Concentration by Issuer (Par Value)



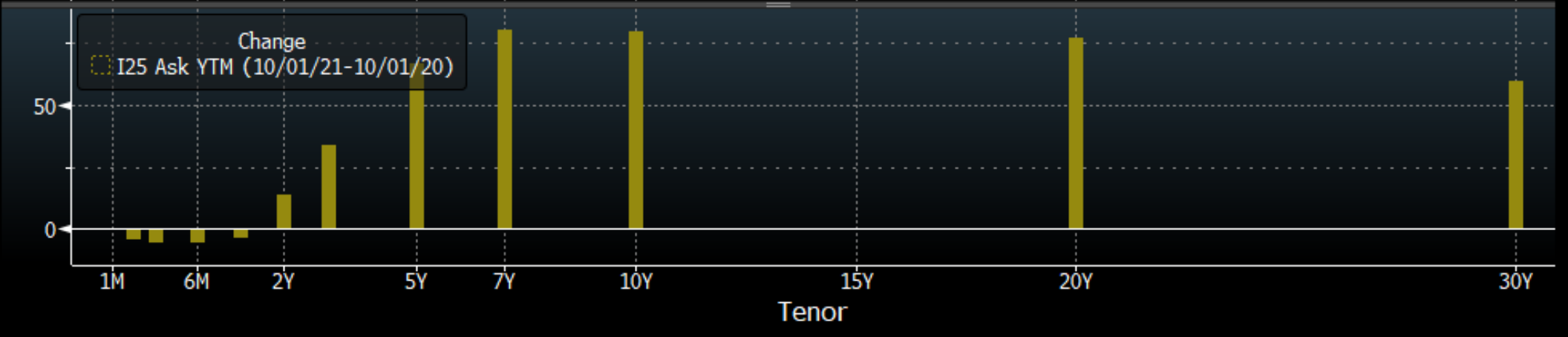
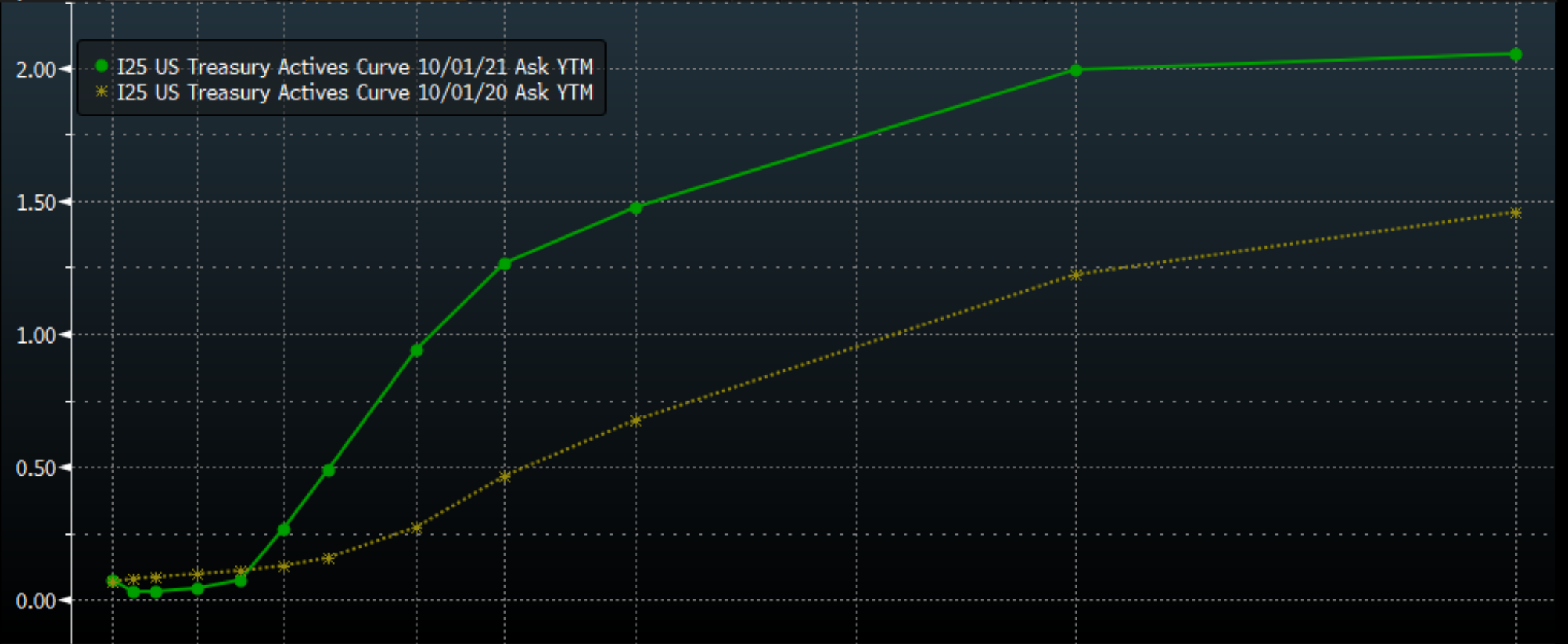
Fed Funds FOMC »			Fed O/N Repo			US T-Bill				USD Deposit Rates			Rev Repo (Bid/Ask)		
DFD	0.0700	0.0900	SOFR	0.05	4W	0.08	+0.04	0.10	0.08	O/N	0.0400	0.2400	O/N	0.05	0.04
OBFR01	0.06		TGCR	0.05	2M	0.03	+0.01	0.04	0.03	1W	0.0600	0.2200	1W	0.06	0.04
Commercial Paper			BGCR	0.05	3M	0.03	+0.00	0.04	0.03	2W	0.0200	0.1500	2W	0.06	0.04
30D	0.100		AFX O/N Rate		6M	0.05	+0.00	0.05	0.05	1M	0.0800	0.1800	1M	0.06	0.04
90D	0.110		AMERIBOR	0.10	1Y	0.07	+0.01	0.08	0.07						

Dow Jones			S&P 500 E-Mini Future			NASDAQ Composite Index			CRB Commodity Index		
DJIA	33830.59	-13.33	SPX Fut	4281.50	-16.25	CCMP	14333.21	-115.37	CRB	228.92	+1.77

US Bonds FIT »						90D EUR\$ FUT		SOFR FUT		LIBOR Fix		BSBY Fix	SOFR Fix
T 0 1/4	09/30/23	0.268	99-30 3/4	99-30 7/8	+ 00+	DEC	99.8450	SFR1	99.940	O/N	0.07438	0.07356	
T 0 3/8	09/15/24	0.493	99-20 3/4	99-21	+ 01+	MAR	99.8250	SFR2	99.945	1W	0.07063		
T 0 7/8	09/30/26	0.939	99-21 3/4	99-22	+ 04	JUN	99.8600	SFR3	99.945	1M	0.07525	0.04943	0.05485
T 1 1/4	09/30/28	1.266	99-28	99-28+	+ 04	SEP	99.8600	SFR4	99.905	2M	0.11000		
T 1 1/4	08/15/31	1.477	97-29	97-29+	+ 03	DEC	99.8550	SFR5	99.815	3M	0.13313	0.09309	0.05541
T 1 3/4	08/15/41	1.994	95-31+	96-00+	- 03	MAR	99.8050	SFR6	99.695	6M	0.15700	0.13845	0.05470
T 2	08/15/51	2.054	98-24+	98-25+	- 06+					1Y	0.23488	0.19346	

Spot FX FXC »		Key Rates		Swaps		10Y Note Future			Funds Future		
JPY	110.9500	Prime	3.25	3Y	0.6394	CBT	132-03	+ 15+	OCT	99.920	
EUR	1.1590	BLR	2.00	5Y	1.0312	Commodities			30Y MBS BBTM »		
GBP	1.3552	FDTR	0.25	10Y	1.5004	NYM WTI	74.95	-0.08	FNCL 2.5	103-10 103-11+ 03+	
CAD	1.2669	Discount	0.25	30Y	1.8001	GOLD	1759.74	+2.79	G2SF 2.5	103-12 103-14+ 04	
									Current Coupon		1.923

Economic Releases ECO »											
Date	Time	C	A	M	R	Event	Period	Surv(M)	Actual	Prior	Revised
1)	10/01 08:30	US				Personal Income	Aug	0.2%	0.2%	1.1%	--
2)	10/01 08:30	US				Personal Spending	Aug	0.7%	0.8%	0.3%	-0.1%



ULGT SUMMARY OF INVESTMENT HOLDINGS
As of October 1, 2021

ALLOCATION	
CURRENT	
PTIF	65%
1-5 YEARS	31%
6-10 YEARS	3%
	100%

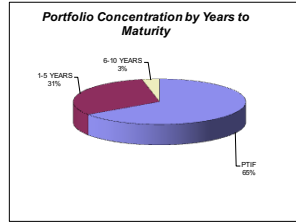
CURRENT ULGT PORTFOLIO YIELD	
	0.55%

*Please see TrustReporter website for detailed yield analysis

CURRENT PTIF YIELD	
	0.32%

*Please see Treasurer.utah.gov for detailed yield analysis

% Port by Year	
65%	PTIF
0%	2021
27%	2022
4%	2023
0%	2024
0%	2025
0%	2026
1%	2027
2%	2028
100%	



Cost Basis and Market Value are provided by Zions Trust

Par Value	Cusip	Issuer	Ratings at time of Purchase	UMMA Compliant at time of Purchase?	Current Ratings	Current Ratings meet UMMA Initial purchase requirements?	Ratings Change since Purchase	Rate	Maturity	Cost Basis	Market Value	\$ Gain/ Loss	% Gain/ Loss	% Port by bond	Next Call Date	Call Type
1,330,000	654740AW9	NISSAN FLOAT	A3/A-	YES	Baa3/BBB-	NO	-3/-3	2.940	01/13/22	1,331,282	1,332,205	\$923	0.07%	1.11%		
4,500,000	14040HBM6	CAPITAL ONE FLOAT	Baa1/BBB/A-/A	YES	Baa1/BBB/A-/BBB+	YES	-2	3.350	03/09/22	4,504,232	4,513,155	\$8,923	0.20%	3.75%	02/09/22	CONT
4,000,000	45693TAJ2	ING CROER NV	Baa1/A-/A+	YES	Baa1/A-/A+	YES		3.340	03/29/22	4,007,860	4,021,969	\$14,109	0.35%	3.33%		
2,482,000	05964HAA3	BANCO SANTANDER SA	Baa1/A-/A-/A	YES	Baa1/A-/A-/A	YES		3.330	04/11/22	2,493,335	2,501,593	\$8,258	0.33%	2.07%		
5,000,000	172967LH2	CITIGROUP FLOAT	A3/BBB+/A/A	YES	A3/BBB+/A/BBB+	YES		2.790	04/25/22	4,908,950	5,021,992	\$113,042	2.30%	4.16%	03/25/22	CONT
5,000,000	46849LXN0	JACKSON LIFE FLOAT	A1/A+/A+	YES	A2/A/A	YES	-1/-1/-1	1.840	06/27/22	4,957,329	5,026,052	\$68,723	1.39%	4.16%		
4,310,000	04685A2F7	ATHENE GLOBAL FLOAT	A/A	YES	A+/A	YES	+1	1.400	07/01/22	4,306,139	4,343,985	\$37,846	0.88%	3.59%		
1,000,000	654740BA6	NISSAN FLOAT	A3/A-	YES	Baa3/BBB-	NO	-3/-3	2.970	07/13/22	1,000,000	1,001,265	\$1,265	0.13%	0.83%		
5,000,000	63906AAB6	NATWEST FLOAT (RBS)	Baa2/A-/A	YES	A2/A+/A+	YES	+3/+1	3.000	09/29/22	5,026,438	5,060,387	\$33,949	0.68%	4.16%		
5,000,000	949746SL6	WELLS FLOAT	A2/A-/A+/AAL/A	YES	A1/BBB+/A+/AAL/BB	YES	+1/-1/-2	2.890	01/24/23	5,000,000	5,017,241	\$17,241	0.34%	4.16%	01/24/22	1X
915,000	075019E08	BEAVER CNTY SD UT	AAA	YES	AAA	YES		5.500	02/01/27	915,000	1,103,856	\$188,856	20.64%	0.76%		
3,000,000	795594AA8	SALT LAKE CITY MBA	Aa1/AAA	YES	Aa1/AAA	YES		5.450	03/15/28	3,000,000	3,739,260	\$739,260	24.64%	2.50%		
					Green = upgrade Red = downgrade		Plus = upgrade Minus = downgrade Number = notches			41,450,565	42,682,960	\$1,232,395	2.97%			
										Bond Portfolio				35%		
										PTIF (approx)	\$ 78,674,174			65%		
										TOTAL	\$ 120,124,739			100%		

CONCENTRATION BY ISSUER	Value	Percentage
FHLB	0	0%
FNMA	0	0%
FHLMC	0	0%
FARMER MAC	0	0%
UTAH MUNIS	3,915,000	3%
US Treasury	0	0%
Corporate Bonds	37,622,000	31%
PTIF	78,674,174	65%
		100%

United States Agency Debt
 [Utah State Money Management Act 51-7-11(b)]
 FFCLB = Federal Farm Credit Banks "FARM CREDIT"
 FHLB = Federal Home Loan Banks "HOME LOAN"
 FNMA = Federal National Mortgage Corporation "FANNIE MAE"
 FHLMC = Federal Home Loan Mortgage Corporation "FREDDIE MAC"
 FAMCA = Federal Agriculture Mortgage Corporation "FARMER MAC"
 Municipal Debt located in Utah
 [Utah State Money Management Act 51-7-11(g)]
 United States Treasury Debt
 [Utah State Money Management Act 51-7-11(g)]
 Corporate Obligations
 [Utah State Money Management Act 51-7-11(g)]
 Utah Public Treasurers Investment Fund "PTIF"



D | A | DAVIDSON
FIXED INCOME CAPITAL MARKETS

7730 Union Park Avenue, Suite 220
Midvale, Utah, 84047
(801) 304-8290
Fax (801) 304-8294
www.davidsoncompanies.com/ficm
D.A. Davidson & Co. member SIPC

OPTION 1 - OUTSOURCED

Trust Portfolio Managed by Outside Money Manager

<u>Assets Under Management*</u>	<u>Fees</u>	<u>Annual Fees in Dollars**</u>
\$120,124,739	0.2000%	\$240,249

OPTION 2 - INTERNALLY MANAGED BY ULGT

Trust Portfolio Managed by Steven Hansen

<u>Assets Under Management*</u>	<u>Fees</u>	<u>Annual Fees in Dollars***</u>
\$120,124,739	0.0225%	\$27,028

ANNUAL SAVINGS****

\$213,221

*Book value of assets under management as of 10/01/21

**Portfolio management, safekeeping, reporting systems and accounting

***Safekeeping, reporting systems and accounting

****ULGT uses option 2, realizing \$213,221 in annual savings

ZIONS BANK®

Statement of Account

September 1, 2021 Through September 30, 2021

Utah Local Government Trust Custody

Account Number : 8914800

**Utah Local Governments Trust
55 South Highway 89
North Salt Lake, UT 84054-2504**

Please contact your administrator - Carl Mathis
with any questions concerning your account.

Confidential And Privileged Information

September 01, 2021 through September 30, 2021

Account Name : Utah Local Government Trust Custody

Account No : 8914800

Portfolio Summary

Portfolio Composition	Market Value	Percentage	Sources & Uses of Funds		Amount
Cash & Equivalents	\$ 78,674,174.65	64.83%	Total Portfolio Value	09/01/2021	\$ 118,272,476.46
Fixed Income	\$ 42,682,966.08	35.17%	Cash & Asset Receipts		\$ 3,000,000.00
Uninvested Cash	\$ 0.00	0.00%	Cash & Asset Distributions		\$ 0.00
Total Portfolio Value	\$ 121,357,140.73	100.00%	Investment Earnings		\$ 182,159.49
			Investment Change		\$ -97,495.22
Estimated Annual Income	\$ 1,147,172.61		Total Portfolio Value	09/30/2021	\$ 121,357,140.73
Investment Earnings	This Period	Year To Date	Gain / Losses On Transactions	This Period	Year To Date
Interest - Tax Free	\$ 0.00	\$ 0.00	Realized Gains	\$ 0.00 *	\$ 29,928.00 *
Interest - Taxable	\$ 182,159.49	\$ 1,010,952.85	Realized Losses	\$ -14,291.15 *	\$ -14,291.15 *
Dividends - Taxable	\$ 0.00	\$ 0.00	Total Portfolio Value		\$ 121,357,140.73
Other Income	\$ 0.00	\$ 0.00	Less : Tax Cost Basis		\$ 120,124,743.92
Net Accrued Interest Bot/Sld	\$ 0.00	\$ 0.00			
Total Investment Earnings	\$ 182,159.49	\$ 1,010,952.85	Unrealized Gains & Losses		\$ 1,232,396.81

* Gain or Loss amount as shown may not reflect the amount to be used for income tax purposes .

September 01, 2021 through September 30, 2021

Account Name : Utah Local Government Trust Custody

Account No : 8914800

Investment Summary

September 30, 2021	Portfolio %	Book Value	Market Value	Unrealized Gain/Loss	Estimated Ann Inc	Current Yield
Cash & Equivalents	64.83 %	78,674,174.65	78,674,174.65	0.00	352,696.32	0.45%
Fixed Income	35.17 %	41,450,569.27	42,682,966.08	1,232,396.81	794,476.29	1.86%
Total Portfolio	100.00 %	120,124,743.92	121,357,140.73	1,232,396.81	1,147,172.61	0.95%
Net Cash			0.00			
Total Market Value			121,357,140.73			

Portfolio Components May Not Equal 100% Due To Rounding

Account Holdings Report

Shares / Par Val	Description			Cost	Unit Cost	Unit Price	Market Value	Est. Ann Inc	Yield On Cost	Yield On Mkt	Mat	Ratings S&P	Ratings Moody
<u>Money Market Funds - Taxable</u>													
78,674,174.65	UT St Treasurer's Pub Inv PoolA 0.00%			78,674,174.65	1.00	1.00	78,674,174.65	352,696.32	0.45	0.45		NA	*NA
Totals				78,674,174.65			78,674,174.65	352,696.32	0.45	0.45			
<u>Corporate Bonds (Actual/360)</u>													
5,000,000	Jackson National Life Global	0.862%	06/27/2022	4,957,329.45	99.15	100.52	5,026,052.80	43,112.50	0.87	0.86	0.00	A	A2
4,310,000	Athene Global Funding	1.375%	07/01/2022	4,306,139.50	99.91	100.79	4,343,985.56	59,251.73	1.38	1.36	0.00	A+	*NA
5,000,000	Wells Fargo Co New	1.235%	01/24/2023	5,000,000.00	100.00	100.34	5,017,241.80	61,762.50	1.24	1.23	0.00	BBB+	A1
Totals				14,263,468.95			14,387,280.16	164,126.73	1.15	1.14			
<u>Corporate Bonds (30/360)</u>													
1,000,000	Nissan Mtr Accep Corp	0.838%	07/13/2022	1,000,000.00	100.00	100.13	1,001,265.73	8,375.00	0.84	0.84	0.00	BBB-	BAA3
5,000,000	Natwest Mkts Plc Us Medium	3.730%	09/29/2022	5,026,438.68	100.53	101.21	5,060,387.00	186,494.00	3.71	3.69		A-	A2
Totals				6,026,438.68			6,061,652.73	194,869.00	3.23	3.21			
<u>Municipal Bonds Taxable</u>													
915,000	Beaver Cnty UT SD	5.500%	02/01/2027	915,000.00	100.00	120.64	1,103,856.00	50,325.00	5.50	4.56	1.45	AAA	*NA
3,000,000	Salt Lake City UT Mun	5.450%	03/15/2028	3,000,000.00	100.00	124.64	3,739,260.00	163,500.00	5.45	4.37	1.43	NA	AA1
Totals				3,915,000.00			4,843,116.00	213,825.00	5.46	4.42			
<u>Corp Floating Rate (Act/360)</u>													
1,330,000	Nissan Mtr Accep Corp	1.019%	01/13/2022	1,331,282.20	100.10	100.17	1,332,205.62	13,547.78	1.02	1.02	0.00	BBB-	BAA3
4,500,000	Capital One Finl Corp	1.066%	03/09/2022	4,504,232.81	100.09	100.29	4,513,155.93	47,970.00	1.06	1.06	0.00	BBB	BAA1
4,000,000	Ing Groep N V	1.456%	03/29/2022	4,007,860.99	100.20	100.55	4,021,969.44	58,240.00	1.45	1.45	0.00	A-	BAA1
2,482,000	Banco Santander Sa	1.679%	04/11/2022	2,493,335.64	100.46	100.79	2,501,593.95	41,672.78	1.67	1.67	0.00	A-	BAA1
5,000,000	Citigroup Inc	1.205%	04/25/2022	4,908,950.00	98.18	100.44	5,021,992.25	60,225.00	1.23	1.20	0.00	BBB+	A3

Account Holdings Report

Shares / Par Val	Description	Cost	Unit Cost	Unit Price	Market Value	Est. Ann Inc	Yield On Cost	Yield On Mkt	Mat	Ratings S&P	Ratings Moody
<i>Totals</i>		17,245,661.64			17,390,917.19	221,655.56	1.29	1.27			
<i>Total Investments</i>		120,124,743.92			121,357,140.73	1,147,172.61	0.95	0.95			
<i>Total Long Term Gain This Year :</i>					1,149.65						
<i>Total Long Term Loss This Year :</i>					-14,291.15						
<i>Total Short Term Gain This Year :</i>					0.00						
<i>Total Short Term Loss This Year :</i>					0.00						

Note: Realized Gain/Loss Amounts are Based on Current Values

Account Holdings Report

Bond Maturity Analysis

	To Maturity Date				To Call, Put Date			
	Par	Cost	Market	% Of Total	Par	Cost	Market	% Of Total
0-12 mths	32,622,000.00	32,535,569.27	32,822,608.28	76.90	37,622,000.00	37,535,569.27	37,839,850.08	88.65
1-2 yrs	5,000,000.00	5,000,000.00	5,017,241.80	11.75	0.00	0.00	0.00	0.00
2-3 yrs	0.00	0.00	0.00	0.00	0.00	0.00	0.00	0.00
3-4 yrs	0.00	0.00	0.00	0.00	0.00	0.00	0.00	0.00
4-5 yrs	0.00	0.00	0.00	0.00	0.00	0.00	0.00	0.00
5-6 yrs	915,000.00	915,000.00	1,103,856.00	2.59	915,000.00	915,000.00	1,103,856.00	2.59
6-7 yrs	3,000,000.00	3,000,000.00	3,739,260.00	8.76	3,000,000.00	3,000,000.00	3,739,260.00	8.76
7-8 yrs	0.00	0.00	0.00	0.00	0.00	0.00	0.00	0.00
8-9 yrs	0.00	0.00	0.00	0.00	0.00	0.00	0.00	0.00
9-10 yrs	0.00	0.00	0.00	0.00	0.00	0.00	0.00	0.00
11-15 yrs	0.00	0.00	0.00	0.00	0.00	0.00	0.00	0.00
16-20 yrs	0.00	0.00	0.00	0.00	0.00	0.00	0.00	0.00
over 20 yrs	0.00	0.00	0.00	0.00	0.00	0.00	0.00	0.00
	41,537,000.00	41,450,569.27	42,682,966.08	100.00	41,537,000.00	41,450,569.27	42,682,966.08	100.00

Note: If No Put or Call Date exists; then Maturity Date is Utilized

Account Holdings Report

Bond Rating Analysis

S & P	Or	Moodys	Par	Cost	Market	% Of Total
AAA		Aaa	0.00	0.00	0.00	0.00
AA+ to AA-		Aa1 to Aa3	3,000,000.00	3,000,000.00	3,739,260.00	8.76
A+ to A-		A1 to A3	20,000,000.00	19,892,718.13	20,125,673.85	47.15
BBB+ to BBB-		Baa1 to Baa3	13,312,000.00	13,336,711.64	13,370,190.67	31.32
BB+ to BB-		Ba1 to Ba3	0.00	0.00	0.00	0.00
Below BB-		Below Ba3	5,225,000.00	5,221,139.50	5,447,841.56	12.76
NR		NR	0.00	0.00	0.00	0.00
			41,537,000.00	41,450,569.27	42,682,966.08	100.00

September 01, 2021 through September 30, 2021

Account Name : Utah Local Government Trust Custody

Account No : 8914800

Investment Summary

September 30, 2021	Portfolio %	Cost	Market Value	Unrealized Gain/Loss	Estimated Ann Income	Accrued Income
Cash & Equivalents	64.83%	78,674,174.65	78,674,174.65	0.00	352,696.32	0.00
Fixed Income	35.17%	41,450,569.27	42,682,966.08	1,232,396.81	794,476.29	69,972.56
<i>Total Portfolio</i>	100.00 %	120,124,743.92	121,357,140.73	1,232,396.81	1,147,172.61	69,972.56
<i>Net Cash</i>			0.00			
<i>Total Market Value</i>			121,357,140.73			

Holdings

Shares / PV	Asset Description Issue ID			Cost	Price	Market Value	Unrealized Gain/Loss	Accrued Income
<u>Money Market Funds - Taxable</u>								
78,674,174.65	UT St Treasurer's Pub Inv PoolA 0.00% 654080001			78,674,174.65	1.00	78,674,174.65	0.00	0.00
78,674,174.65	** Sub Totals **			78,674,174.65		78,674,174.65	0.00	0.00
<u>Corporate Bonds (Actual/360)</u>								
5,000,000	Jackson National Life Global 46849LSX0	0.862%	06/27/2022	4,957,329.45	100.52	5,026,052.80	68,723.35	359.27
4,310,000	Athene Global Funding 04685A2F7	1.375%	07/01/2022	4,306,139.50	100.79	4,343,985.56	37,846.06	14,154.58
5,000,000	Wells Fargo Co New 949746SL6	1.235%	01/24/2023	5,000,000.00	100.34	5,017,241.80	17,241.80	11,666.25
14,310,000	** Sub Totals **			14,263,468.95		14,387,280.16	123,811.21	26,180.10
<u>Corporate Bonds (30/360)</u>								
1,000,000	Nissan Mtr Accep Corp 654740BA6	0.838%	07/13/2022	1,000,000.00	100.13	1,001,265.73	1,265.73	1,837.85
5,000,000	Natwest Mkts Plc Us Medium 63906AAB6	3.730%	09/29/2022	5,026,438.68	101.21	5,060,387.00	33,948.32	523.86
6,000,000	** Sub Totals **			6,026,438.68		6,061,652.73	35,214.05	2,361.71
<u>Municipal Bonds Taxable</u>								
915,000	Beaver Cnty UT SD 075019EQ8	5.500%	02/01/2027	915,000.00	120.64	1,103,856.00	188,856.00	8,293.78
3,000,000	Salt Lake City UT Mun 795594AA8	5.450%	03/15/2028	3,000,000.00	124.64	3,739,260.00	739,260.00	6,850.56
3,915,000	** Sub Totals **			3,915,000.00		4,843,116.00	928,116.00	15,144.34
<u>Corp Floating Rate (Act/360)</u>								
1,330,000	Nissan Mtr Accep Corp 654740AW9	1.019%	01/13/2022	1,331,282.20	100.17	1,332,205.62	923.42	2,972.98

September 01, 2021 through September 30, 2021

Account Name : Utah Local Government Trust Custody

Account No : 8914800

Holdings

Shares / PV	Asset Description Issue ID			Cost	Price	Market Value	Unrealized Gain/Loss	Accrued Income
4,500,000	Capital One Finl Corp 14040HBM6	1.066%	03/09/2022	4,504,232.81	100.29	4,513,155.93	8,923.12	2,798.25
4,000,000	Ing Groep N V 456837AJ2	1.456%	03/29/2022	4,007,860.99	100.55	4,021,969.44	14,108.45	161.78
2,482,000	Banco Santander Sa 05964HAA3	1.679%	04/11/2022	2,493,335.64	100.79	2,501,593.95	8,258.31	9,144.86
5,000,000	Citigroup Inc 172967LH2	1.205%	04/25/2022	4,908,950.00	100.44	5,021,992.25	113,042.25	11,208.54
17,312,000	** Sub Totals **			17,245,661.64		17,390,917.19	145,255.55	26,286.41
120,211,174.65	** Grand Totals **			120,124,743.92		121,357,140.73	1,232,396.81	69,972.56

Cash Summary

<i>Principal Cash</i>	0.00
<i>Income Cash</i>	0.00
<i>Invested Income</i>	0.00

Schedule Of Maturing Assets

Par Value	Asset Description			CUSIP	Cost	Market	Est Ann Inc	Unr G / L	Yld		
<u>Assets Maturing In - 2022</u>											
1,330,000	Nissan Mtr Accep Corp	1.019%	01/13/2022	654740AW9	1,331,282.20	1,332,205.62	13,547.78	923.42	0.34%		
4,500,000	Capital One Finl Corp	1.066%	03/09/2022	14040HBM6	4,504,232.81	4,513,155.93	47,970.00	8,923.12	0.24%		
4,000,000	Ing Groep N V	1.456%	03/29/2022	456837AJ2	4,007,860.99	4,021,969.44	58,240.00	14,108.45	0.18%		
2,482,000	Banco Santander Sa	1.679%	04/11/2022	05964HAA3	2,493,335.64	2,501,593.95	41,672.78	8,258.31	0.18%		
5,000,000	Citigroup Inc	1.205%	04/25/2022	172967LH2	4,908,950.00	5,021,992.25	60,225.00	113,042.25	0.43%		
5,000,000	Jackson National Life Global	0.862%	06/27/2022	46849LSX0	4,957,329.45	5,026,052.80	43,112.50	68,723.35	0.16%		
4,310,000	Athene Global Funding	1.375%	07/01/2022	04685A2F7	4,306,139.50	4,343,985.56	59,251.73	37,846.06	0.32%		
1,000,000	Nissan Mtr Accep Corp	0.838%	07/13/2022	654740BA6	1,000,000.00	1,001,265.73	8,375.00	1,265.73	0.68%		
5,000,000	Natwest Mkts Plc Us Medium	3.730%	09/29/2022	63906AAB6	5,026,438.68	5,060,387.00	186,494.00	33,948.32	2.50%		
Sub Totals					32,535,569.27	32,822,608.28	518,888.79	287,039.01			
<u>Assets Maturing In - 2023</u>											
5,000,000	Wells Fargo Co New	1.235%	01/24/2023	949746SL6	5,000,000.00	5,017,241.80	61,762.50	17,241.80	0.97%		
Sub Totals					5,000,000.00	5,017,241.80	61,762.50	17,241.80			
<u>Assets Maturing In - 2027</u>											
915,000	Beaver Cnty UT SD	5.500%	02/01/2027	075019EQ8	915,000.00	1,103,856.00	50,325.00	188,856.00	1.45%		
Sub Totals					915,000.00	1,103,856.00	50,325.00	188,856.00			
<u>Assets Maturing In - 2028</u>											
3,000,000	Salt Lake City UT Mun	5.450%	03/15/2028	795594AA8	3,000,000.00	3,739,260.00	163,500.00	739,260.00	1.43%		
Sub Totals					3,000,000.00	3,739,260.00	163,500.00	739,260.00			
Grand Totals					41,450,569.27	42,682,966.08	794,476.29	1,232,396.81			
Principal Cash =		0.00		IncomeCash =		0.00		Invested Income =		0.00	

Purchase And Sale Summary

Assets Sold

Date	Shares Or Par Value	Description		Proceeds	Tax Cost	Realized Gain/(Loss)
09/10/2021	5,060,000	Standard Chartered Plc	3.3341% 09/10/22	5,060,000.00	5,074,291.15	(14,291.15)
09/13/2021	2,425,000	Mizuho Finl Group Inc	1.2590% 09/13/21	2,425,000.00	2,425,000.00	0.00
Total Assets Sold				7,485,000.00	7,499,291.15	(14,291.15)

The Realized Gain(Loss) figures above do not include capital gains distributions from common or mutual funds.

**** - No Tax Cost Associated with this Asset*

GASB 40 - Weighted Average Maturity (WAM)

Issue Description / Issue ID - Units	Maturity Date	Years To Maturity	Market Value	Excluded Market Value	WAM Calculation	Ratings Moody	S & P
<u>Cash & Equivalents</u>							
<u>Money Market Funds - Taxable</u>							
UT St Treasurer's Pub Inv PoolA 0.00%							
CUSIP: 654080001	Units:	78,674,174.65	N/A	N/A	78,674,174.65	*NA	NA
Total Money Market Funds - Taxable			0.00		0.00000		
<u>Fixed Income</u>							
<u>Corporate Bonds (Actual/360)</u>							
Athene Global Funding 1.3748% 07/01/22							
CUSIP: 04685A2F7	Units:	4,310,000	07/01/2022	0.75068	4,343,985.56	0.22665	*NA A+
Jackson National Life Global .8623% 06/27/22							
CUSIP: 46849LSX0	Units:	5,000,000	06/27/2022	0.73973	5,026,052.80	0.25842	A2 A
Wells Fargo Co New 1.2353% 01/24/23							
CUSIP: 949746SL6	Units:	5,000,000	01/24/2023	1.31781	5,017,241.80	0.45956	A1 BBB+
Total Corporate Bonds (Actual/360)			14,387,280.16		0.94463		
<u>Corporate Bonds (30/360)</u>							
Natwest Mkts Plc Us Medium 3.7299% 09/29/22							
CUSIP: 63906AAB6	Units:	5,000,000	09/29/2022	0.99726	5,060,387.00	0.83253	A2 A-
Nissan Mtr Accep Corp 3.2468% 07/13/22							
CUSIP: 654740BA6	Units:	1,000,000	07/13/2022	0.78356	1,001,265.73	0.12943	BAA3 BBB-
Total Corporate Bonds (30/360)			6,061,652.73		0.96196		
<u>Municipal Bonds Taxable</u>							
Beaver Cnty UT SD 5.5000% 02/01/27							
CUSIP: 075019EQ8	Units:	915,000	02/01/2027	5.34247	1,103,856.00	1.21767	*NA AAA
Salt Lake City UT Mun 5.4500% 03/15/28							
CUSIP: 795594AA8	Units:	3,000,000	03/15/2028	6.46027	3,739,260.00	4.98783	AA1 NA

GASB 40 - Weighted Average Maturity (WAM)

Issue Description / Issue ID - Units	Maturity Date	Years To Maturity	Market Value	Excluded Market Value	WAM Calculation	Ratings Moody	S & P
Total Municipal Bonds Taxable			4,843,116.00		6.20550		
<u>Corp Floating Rate (Act/360)</u>							
Banco Santander Sa 1.6790% 04/11/22							
CUSIP: 05964HAA3 Units:	2,482,000	04/11/2022	0.52877	2,501,593.95	0.07606	BAA1	A-
Capital One Finl Corp 1.0660% 03/09/22							
CUSIP: 14040HBM6 Units:	4,500,000	03/09/2022	0.43836	4,513,155.93	0.11376	BAA1	BBB
Citigroup Inc 1.2045% 04/25/22							
CUSIP: 172967LH2 Units:	5,000,000	04/25/2022	0.56712	5,021,992.25	0.16377	A3	BBB+
Ing Groep N V 1.4560% 03/29/22							
CUSIP: 456837AJ2 Units:	4,000,000	03/29/2022	0.49315	4,021,969.44	0.11405	BAA1	A-
Nissan Mtr Accep Corp 1.0186% 01/13/22							
CUSIP: 654740AW9 Units:	1,330,000	01/13/2022	0.28767	1,332,205.62	0.02204	BAA3	BBB-
Total Corp Floating Rate (Act/360)			17,390,917.19		0.48968		

" ** " - Invested Income

" * " - Current Rating Information

Note: All Assets are not listed on this report. Refer to a Holdings report for a complete list of all investments.

GASB 40 - Weighted Average Maturity (WAM)

Investment Type	Market Value	Investment Type	Overall Portfolio
		WAM - Years	WAM - Years
Corporate Bonds (30/360)	6,061,652.73	0.96196	0.13661
Corporate Bonds (Actual/360)	14,387,280.16	0.94463	0.31841
Corp Floating Rate (Act/360)	17,390,917.19	0.48967	0.19952
Municipal Bonds Taxable	4,843,116.00	6.20550	0.70412
Total	42,682,966.08		1.35866

This report is provided to assist in gathering financial information for GASB 40 risk disclosure purposes. This report cannot be solely relied on in complying with all of the GASB 40 accounting disclosure requirements. You should consult with your other professionals to ensure that the accounting and financial reporting complies with applicable laws, regulations and accounting practice.

Cash Equivalents and other assets with excluded market values are not included in this report.

GASB 40 - Quality Analysis

S & P Rating Analysis

	Par	Cost	Market	% Of Total
AAA	915,000.00	915,000.00	1,103,856.00	2.59
AA+ to AA-	0.00	0.00	0.00	0.00
A+ to A-	20,792,000.00	20,791,104.26	20,953,988.75	49.09
BBB+ to BBB-	16,830,000.00	16,744,465.01	16,885,861.33	39.56
BB+ to BB-	0.00	0.00	0.00	0.00
Below BB-	0.00	0.00	0.00	0.00
NR	3,000,000.00	3,000,000.00	3,739,260.00	8.76
	41,537,000.00	41,450,569.27	42,682,966.08	100.00

Cash Equivalents and other assets with excluded market values are not included in this report.

Moody Rating Analysis

	Par	Cost	Market	% Of Total
Aaa	0.00	0.00	0.00	0.00
Aa1 to Aa3	3,000,000.00	3,000,000.00	3,739,260.00	8.76
A1 to A3	20,000,000.00	19,892,718.13	20,125,673.85	47.15
Baa1 to Baa3	13,312,000.00	13,336,711.64	13,370,190.67	31.32
Ba1 to Ba3	0.00	0.00	0.00	0.00
Below Ba3	5,225,000.00	5,221,139.50	5,447,841.56	12.76
NR	0.00	0.00	0.00	0.00
	41,537,000.00	41,450,569.27	42,682,966.08	100.00

Cash Equivalents and other assets with excluded market values are not included in this report.

Account Transactions

Date	Description	Amount
	<i>Starting Balance</i>	\$ 0.00
	<u>Dividends and Interest</u>	
09/03/2021	Interest UT St Treasurer's Pub Inv PoolA 0.00% Cusip: 654080001 Ticker: PTIFA Interest From 08/01/2021 To 08/31/2021	17,049.60
09/09/2021	Interest Capital One Finl Corp 1.0731% 03/09/22 Cusip: 14040HBM6 Ticker:	12,341.00
09/13/2021	Interest Mizuho Finl Group Inc 1.2590% 09/13/21 Cusip: 60687YAF6 Ticker:	7,717.49
09/14/2021	Interest Standard Chartered Plc 3.3341% 09/10/22 Cusip: 853254BR0 Ticker:	17,153.40
09/15/2021	Interest Salt Lake City UT Mun 5.4500% 03/15/28 Cusip: 795594AA8 Ticker:	81,750.00
09/27/2021	Interest Jackson National Life Global .8760% 06/27/22 Cusip: 46849LSX0 Ticker:	11,050.00
09/29/2021	Interest Ing Groep N V 1.4560% 03/29/22 Cusip: 456837AJ2 Ticker: ING22A	13,248.00
09/29/2021	Interest Natwest Mkts Plc Us Medium 3.7299% 09/29/22 Cusip: 63906AAB6 Ticker:	21,850.00
	<i>Sub Total</i>	182,159.49
	<u>Sales, Maturities or Redemptions</u>	
09/10/2021	Call Bond Standard Chartered Plc 3.3341% 09/10/22 Cusip: 853254BR0 Ticker: 5060000 PV @ \$100.00 Cost Basis Removed \$5,074,291.15	5,060,000.00
09/13/2021	Maturity Mizuho Finl Group Inc 1.2590% 09/13/21 Cusip: 60687YAF6 Ticker: 2425000 PV @ \$ 100.00	2,425,000.00

Account Transactions

Date	Description	Amount
	Cost Basis Removed \$2,425,000.00	
		<i>Sub Total</i> 7,485,000.00
	<u>Cash Receipts</u>	
09/01/2021	Cash Deposit	1,000,000.00
	Miscellaneous Receipt	
	Receipt of additional monies from ULGT for deposit to trust account	
09/13/2021	Cash Deposit	1,000,000.00
	Miscellaneous Receipt	
	Receipt of additional monies from ULGT for deposit to trust account	
09/20/2021	Cash Deposit	400,000.00
	Miscellaneous Receipt	
	Receipt of additional monies from ULGT for deposit to trust account	
09/30/2021	Cash Deposit	600,000.00
	Miscellaneous Receipt	
	Receipt of additional monies from ULGT for deposit to trust account	
		<i>Sub Total</i> 3,000,000.00
	<u>Miscellaneous</u>	
09/07/2021	Amortization - Adjust Cost on Taxlots	
	Athene Global Funding 1.3748% 07/01/22	
	Cusip: 04685A2F7 Ticker:	
	Adjust Cost Of \$-264.54	
	[Bond Prem Amort]	
09/07/2021	Amortization - Adjust Book Value	
	Athene Global Funding 1.3748% 07/01/22	
	Cusip: 04685A2F7 Ticker:	
	Adjust Book \$-264.54	
	[Bond Prem Amort]	
09/09/2021	Amortization - Adjust Cost on Taxlots	
	Capital One Finl Corp 1.0731% 03/09/22	
	Cusip: 14040HBM6 Ticker:	
	Adjust Cost Of \$-759.61	
	[Bond Prem Amort]	
09/09/2021	Amortization - Adjust Book Value	
	Capital One Finl Corp 1.0731% 03/09/22	
	Cusip: 14040HBM6 Ticker:	
	Adjust Book \$-759.61	
	[Bond Prem Amort]	

Account Transactions

Date	Description	Amount
09/10/2021	Amortization - Adjust Cost on Taxlots Standard Chartered Plc 3.3341% 09/10/22 Cusip: 853254BR0 Ticker: Adjust Cost Of \$-1,353.95 [Bond Prem Amort]	
09/10/2021	Amortization - Adjust Book Value Standard Chartered Plc 3.3341% 09/10/22 Cusip: 853254BR0 Ticker: Adjust Book \$-1,353.95 [Bond Prem Amort]	
09/13/2021	Amortization - Adjust Cost on Taxlots Mizuho Finl Group Inc 1.2590% 09/13/21 Cusip: 60687YAF6 Ticker: Adjust Cost Of \$-678.52 [Bond Prem Amort]	
09/13/2021	Amortization - Adjust Book Value Mizuho Finl Group Inc 1.2590% 09/13/21 Cusip: 60687YAF6 Ticker: Adjust Book \$-678.52 [Bond Prem Amort]	
09/13/2021	Amortization - Adjust Cost on Taxlots Nissan Mtr Accep Corp .7858% 01/13/22 Cusip: 654740AW9 Ticker: Adjust Cost Of \$-323.18 [Bond Prem Amort]	
09/13/2021	Amortization - Adjust Book Value Nissan Mtr Accep Corp .7858% 01/13/22 Cusip: 654740AW9 Ticker: Adjust Book \$-323.18 [Bond Prem Amort]	
09/13/2021	Amortization - Adjust Cost on Taxlots Banco Santander Sa 1.6790% 04/11/22 Cusip: 05964HAA3 Ticker: SAN22A Adjust Cost Of \$-1,731.85 [Bond Prem Amort]	
09/13/2021	Amortization - Adjust Book Value Banco Santander Sa 1.6790% 04/11/22 Cusip: 05964HAA3 Ticker: SAN22A Adjust Book \$-1,731.85	

Account Transactions

Date	Description	Amount
09/27/2021	[Bond Prem Amort] Accretion - Adjust Cost on Taxlots Jackson National Life Global .8760% 06/27/22 Cusip: 46849LSX0 Ticker: Adjust Cost Of \$2,507.37 [Bond Disc Acrt]	
09/27/2021	Accretion - Adjust Book Value Jackson National Life Global .8760% 06/27/22 Cusip: 46849LSX0 Ticker: Adjust Book \$2,507.37 [Bond Disc Acrt]	
09/29/2021	Amortization - Adjust Cost on Taxlots Ing Groep N V 1.4560% 03/29/22 Cusip: 456837AJ2 Ticker: ING22A Adjust Cost Of \$-1,330.06 [Bond Prem Amort]	
09/29/2021	Amortization - Adjust Book Value Ing Groep N V 1.4560% 03/29/22 Cusip: 456837AJ2 Ticker: ING22A Adjust Book \$-1,330.06 [Bond Prem Amort]	
09/29/2021	Amortization - Adjust Cost on Taxlots Natwest Mkts Plc Us Medium 3.7299% 09/29/22 Cusip: 63906AAB6 Ticker: Adjust Cost Of \$-2,148.36 [Bond Prem Amort]	
09/29/2021	Amortization - Adjust Book Value Natwest Mkts Plc Us Medium 3.7299% 09/29/22 Cusip: 63906AAB6 Ticker: Adjust Book \$-2,148.36 [Bond Prem Amort]	
		Sub Total 0.00
		9 Purchases (s) For 10,667,159.49
	Ending Balance	\$ 0.00

UTAH LOCAL GOVERNMENTS TRUST
BALANCE SHEET
SEPTEMBER 30, 2021

ASSETS	PRIOR YTD	CURRENT YTD	PRIOR YR END	DIFFERENCE	PCNT
<u>CURRENT ASSETS:</u>					
CASH IN BANKS	220,983.44	260,958.45	150,583.13	110,375.32	73.30
PUBLIC TREASURERS' INVEST. FUND	49,074,175.55	84,685,003.51	46,807,877.83	37,877,125.68	80.92
PREMIUMS RECEIVABLE	960,253.94	1,582,612.55	472,579.38	1,110,033.17	234.89
ACCRUED INTEREST RECEIVABLE	164,400.28	69,972.56	162,286.24	(92,313.68)	(56.88)
ADMINISTRATIVE FEES RECEIVABLE	25,679.39	27,764.06	59,531.99	(31,767.93)	(53.36)
DUE FROM REINSURERS AND OTHERS	544,340.68	1,066,627.15	1,074,053.00	(7,425.85)	(.69)
PREPAID EXPENSES	2,565,775.30	3,756,658.51	1,676,619.59	2,080,038.92	124.06
TOTAL CURRENT ASSETS	53,555,608.58	91,449,596.79	50,403,531.16	41,046,065.63	81.43
<u>INVESTMENTS:</u>					
BONDS	75,288,163.32	42,682,966.08	74,321,258.47	(31,638,292.39)	(42.57)
DEPOSIT WITH CSS	89,017.00	89,017.00	89,017.00	.00	.00
EQUITY IN NLC MUTUAL	525,295.00	525,295.00	525,295.00	.00	.00
TOTAL INVESTMENTS	75,902,475.32	43,297,278.08	74,935,570.47	(31,638,292.39)	(42.22)
<u>CAPITAL ASSETS:</u>					
BUILDING AND LAND	2,133,412.22	2,081,821.22	2,120,514.47	(38,693.25)	(1.82)
OTHER FIXED ASSETS	3,577,605.16	3,372,301.55	3,526,146.38	(153,844.83)	(4.36)
TOTAL CAPITAL ASSETS	5,711,017.38	5,454,122.77	5,646,660.85	(192,538.08)	(3.41)
<u>OTHER ASSETS:</u>					
DEFERRED OUTFLOWS OF RESOURCES RELATE	664,642.00	418,635.00	418,635.00	.00	.00
TOTATL OTHER ASSETS	664,642.00	418,635.00	418,635.00	.00	.00
TOTAL ASSETS	135,833,743.28	140,619,632.64	131,404,397.48	9,215,235.16	7.01

UTAH LOCAL GOVERNMENTS TRUST
BALANCE SHEET
SEPTEMBER 30, 2021

LIABILITIES AND NET ASSETS	PRIOR YTD	CURRENT YTD	PRIOR YR END	DIFFERENCE	PCNT
<u>CURRENT LIABILITIES</u>					
CLAIMS/LOSSES RESERVES	31,329,399.85	29,726,697.27	29,025,050.00	701,647.27	2.42
LAE RESERVES	9,662,518.37	8,837,474.27	8,705,543.00	131,931.27	1.52
ACCOUNTS PAYABLE	110,332.84	196,616.56	177,120.03	19,496.53	11.01
TAXES PAYABLE	340,284.90	97,364.97	98,786.85	(1,421.88)	(1.44)
UNEARNED PREMIUMS	11,861,685.00	12,110,434.67	7,920,139.57	4,190,295.10	52.91
ACCRUED EXPENSES	186,244.00	250,000.00	426,869.01	(176,869.01)	(41.43)
TOTAL CURRENT LIABILITIES	53,490,464.96	51,218,587.74	46,353,508.46	4,865,079.28	10.50
<u>LONG-TERM LIABILITIES:</u>					
VACATION AND SICK PAYABLE	365,117.74	364,920.13	364,920.13	.00	.00
OTHER LONG-TERM LIABILITIES	155,072.86	.00	22,252.00	(22,252.00)	(100.00)
NET PENSION LIABILITY	1,015,989.00	528,080.00	528,080.00	.00	.00
DEFERRED INFLOWS OF RESOURCES RELATED T	51,304.00	291,275.00	291,275.00	.00	.00
TOTAL OPEB OBLIGATION	472,822.00	454,176.00	454,176.00	.00	.00
TOTAL LONG-TERM LIABILITIES	2,060,305.60	1,638,451.13	1,660,703.13	(22,252.00)	(1.34)
TOTAL LIABILITIES	55,550,770.56	52,857,038.87	48,014,211.59	4,842,827.28	10.09
<u>NET ASSETS</u>					
UNRESTRICTED SURPLUS	73,732,283.34	83,390,185.89	73,732,283.34	9,657,902.55	13.10
CHANGE IN NET ASSETS	6,550,689.38	4,372,407.88	9,657,902.55	(5,285,494.67)	(54.73)
TOTAL NET ASSETS	80,282,972.72	87,762,593.77	83,390,185.89	4,372,407.88	5.24
TOTAL LIABILITIES AND NET ASSETS	135,833,743.28	140,619,632.64	131,404,397.48	9,215,235.16	7.01

UTAH LOCAL GOVERNMENTS TRUST
INCOME STATEMENT
FOR THE 9 MONTHS ENDING SEPTEMBER 30, 2021

	PRIOR YTD	CURRENT YTD	BUDGET	VAR. TO BUDGET	PCNT
<u>REVENUE</u>					
PREMIUMS:					
LIABILITY PREMIUMS	8,138,353.21	8,108,163.26	11,242,664.00	3,134,500.74	72.12
WORKERS COMPENSATION PREMIUMS	7,446,473.94	7,111,891.09	9,359,744.00	2,247,852.91	75.98
ACC DENTAL/VISION PREMIUMS	92,016.78	90,167.26	117,070.00	26,902.74	77.02
AUTO / PROPERTY PREMIUMS	6,728,907.77	7,395,812.38	9,941,211.00	2,545,398.62	74.40
REINSURANCE PREMIUMS	(4,405,749.98)	(5,259,147.29)	(7,555,581.00)	(2,296,433.71)	(69.61)
TOTAL PREMIUMS	18,000,001.72	17,446,886.70	23,105,108.00	5,658,221.30	75.51
OTHER REVENUE:					
ADMINISTRATIVE FEES	471,667.93	789,130.24	615,308.00	(173,822.24)	128.25
INVESTMENT REVENUE	1,768,479.94	925,953.79	1,528,700.00	602,746.21	60.57
CHANGE IN FAIR VALUE OF BONDS	775,022.18	(255,292.39)	.00	255,292.39	.00
TOTAL OTHER REVENUE	3,015,170.05	1,459,791.64	2,144,008.00	684,216.36	68.09
TOTAL REVENUE	21,015,171.77	18,906,678.34	25,249,116.00	6,342,437.66	74.88
<u>EXPENSES</u>					
CLAIMS EXPENSE:					
LIABILITY CLAIMS	3,779,396.45	1,698,565.40	5,463,992.00	3,765,426.60	31.09
WORKERS COMPENSATION CLAIMS	3,419,826.03	4,248,629.12	5,233,867.00	985,237.88	81.18
PROP / AUTO CLAIMS	2,102,953.87	2,718,475.87	2,011,526.00	(706,949.87)	135.14
REINSURANCE RECOVERIES	(746,477.48)	(160,958.24)	.00	160,958.24	.00
DEDUCTIBLES	(453,105.85)	(430,920.42)	.00	430,920.42	.00
SUBROGATION	(108,863.04)	(393,885.88)	.00	393,885.88	.00
ACC DENTAL/VISION CLAIMS	26,440.66	25,684.24	38,373.00	12,688.76	66.93
TOTAL CLAIMS EXPENSE	8,020,170.64	7,705,590.09	12,747,758.00	5,042,167.91	60.45
LOSS ADJUSTMENT EXPENSE:					
LIABILTIY, W/C, PROP & AUTO RESERVES	(33,756.63)	131,931.27	138,421.00	6,489.73	95.31
LIABILTIY, W/C, PROP & AUTO LEGAL PAID	1,957,564.96	1,905,623.29	3,326,767.00	1,421,143.71	57.28
LIABILITY LOSS ADJUST EXPENSE	410,659.00	401,132.00	865,161.00	464,029.00	46.37
W/C LOSS ADJUST EXPENSE	324,694.00	341,690.00	563,057.00	221,367.00	60.68
PROP / AUTO LOSS ADJUST EXPENSE	130,443.00	136,566.00	127,775.00	(8,791.00)	106.88
TOTAL LOSS ADJUST EXPENSE	2,789,604.33	2,916,942.56	5,021,181.00	2,104,238.44	58.09
W/C PREMIUM TAX	275,262.36	257,710.50	323,308.00	65,597.50	79.71
TOTAL CLAIMS, LAE, & PREM TAXES EXPENSE	11,085,037.33	10,880,243.15	18,092,247.00	7,212,003.85	60.14

UTAH LOCAL GOVERNMENTS TRUST
INCOME STATEMENT
FOR THE 9 MONTHS ENDING SEPTEMBER 30, 2021

	PRIOR YTD	CURRENT YTD	BUDGET	VAR. TO BUDGET	PCNT
GENERAL & ADMINISTRATIVE EXPENSES					
ASSOC, DUES, CONTRIBU, SPONSOR	58,266.75	70,395.33	125,000.00	54,604.67	56.32
EMPLOYEES WAGES EXPENSE	1,265,062.54	1,407,905.91	2,157,862.00	749,956.09	65.25
EMPLOYEES BENEFITS	577,334.52	676,123.27	1,073,681.00	397,557.73	62.97
BOARD COMPENSATION & EXP	50,353.06	27,801.26	90,000.00	62,198.74	30.89
TRAVEL	20,284.23	31,036.08	100,000.00	68,963.92	31.04
FLEET MAINTENANCE	4,240.24	6,947.43	20,000.00	13,052.57	34.74
PROMOTIONAL	10,566.76	24,917.53	75,000.00	50,082.47	33.22
BUILDING & DEPRECIATION	278,208.63	295,755.88	555,000.00	259,244.12	53.29
REPAIRS & MAINTENANCE	675.04	447.82	25,000.00	24,552.18	1.79
DEPRECIATION EXPENSE	216,193.88	162,213.10	470,000.00	307,786.90	34.51
LOSS PREVENTION & APPRAISALS	500,614.54	550,947.38	600,000.00	49,052.62	91.82
OFFICE, PRINTING & SUPPLIES	42,702.92	35,140.11	100,000.00	64,859.89	35.14
BOOKS, PERIODICALS, SUBSCRIPT	1,089.94	3,222.23	10,000.00	6,777.77	32.22
POSTAGE	7,977.65	7,391.09	25,000.00	17,608.91	29.56
TELEPHONE	16,255.10	20,886.43	60,000.00	39,113.57	34.81
LEGAL & ACCOUNTING	119,831.60	105,450.23	225,000.00	119,549.77	46.87
CONSULTING & MAINTENANCE	15,749.91	10,715.59	50,000.00	39,284.41	21.43
ACTUARIAL FEES	37,534.50	29,036.58	100,000.00	70,963.42	29.04
SOFTWARE LICENSING	25,261.35	38,973.09	75,000.00	36,026.91	51.96
MISC, BANK FEES & OTHER	31,384.65	35,158.56	50,000.00	14,841.44	70.32
PAYROLL TAXES	99,857.25	113,562.41	177,966.00	64,403.59	63.81
TOTAL GENERAL & ADMINISTRATIVE EXPENSES	3,379,445.06	3,654,027.31	6,164,509.00	2,510,481.69	59.28
TOTAL EXPENSES	14,464,482.39	14,534,270.46	24,256,756.00	9,722,485.54	59.92
NET INCOME (LOSS)	6,550,689.38	4,372,407.88	992,360.00	(3,380,047.88)	440.61

Performance Overview Default

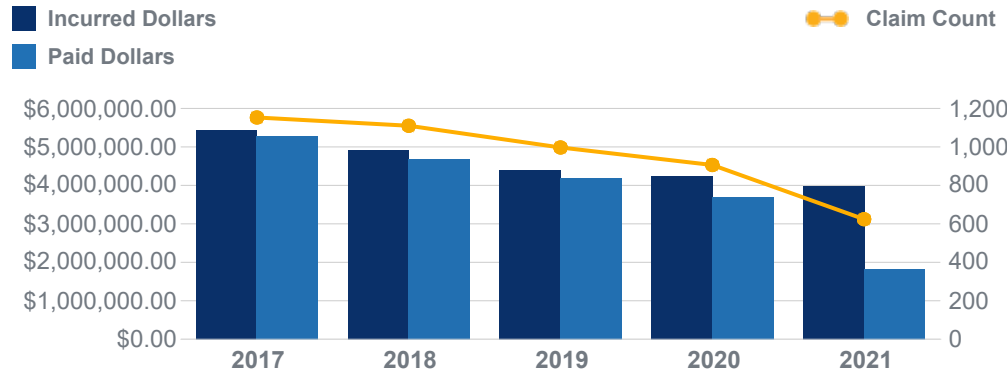
Workers Compensation



Date Selection: Latest 5 Policy Years
 Valued as of: 09/2021

UTAH LOCAL GOVERNMENTS TRUST

Loss Summary (Latest 5 Policy Years)



Policy Year	Claim Count	Incurred Dollars	Paid Dollars
2017	1,153	\$5,457,841.00	\$5,291,177.16
2018	1,110	\$4,927,007.00	\$4,708,469.05
2019	997	\$4,400,669.00	\$4,203,671.98
2020	906	\$4,254,864.00	\$3,719,548.06
2021	624	\$3,991,550.00	\$1,826,430.38

Open Claims Summary (All Years)

350 Open Claims

Incurred Dollars	\$23,741,377.00
Paid Dollars	\$14,671,183.36
Outstanding Dollars	\$9,070,193.64

- 204 claims classified as Indemnity Only (CB)
- 127 claims where incurred dollars are greater than or equal to \$25,000
- 172 claims open 90 days or longer
- 12 claims where employee is currently out of work
- 32 claims where employee is on modified duty
- 30 claims with legal activity

Performance Overview Default

Workers Compensation



Date Selection Latest 5 Policy Years
 Valued as of 09/2021

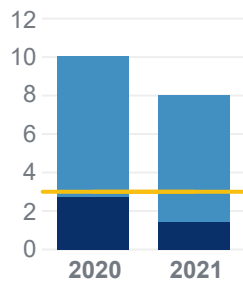
UTAH LOCAL GOVERNMENTS TRUST

Most Expensive Open Claims (All Years)

Claimant/Driver	Claim Number	Accident Date	Incurred Dollars	Paid Dollars
NEWSOME,PAUL	CAU6403	08/06/2007	\$1,519,565.00	\$837,194.43
JENSEN,MICHAEL	A4J7066	04/25/1989	\$1,028,265.00	\$562,968.95
BIRD,TRACY	A4J7016	07/25/1998	\$946,526.00	\$424,685.17
PENOVICH,MICHAEL,J	CAU3007	07/05/2007	\$927,840.00	\$408,253.60
CRUMP,DANNY,R	A4J5660	07/21/2009	\$844,559.00	\$395,974.50
SKINNER,CHARLES,B	A5V0391	11/03/2008	\$640,931.00	\$496,801.37
HAMILTON,CLARENCE	A4J7037	10/01/1999	\$640,001.00	\$518,563.10
SHROPE,LOUIS	EZD4860	02/17/2005	\$604,645.00	\$449,505.72
OAKS,EDWIN	A4J7033	08/08/1990	\$543,293.00	\$389,579.75
SHERWOOD,GREG	EZD6207	01/30/2014	\$531,256.00	\$450,826.23

Claim Reporting Lag (Latest 2 Policy Years)

- Average Lag - Accident → Employer
- Average Lag - Employer → Travelers
- Target (3 days)



Policy Year	Average Lag	Lag Days 0-3		Lag Days 4-7		Lag Days 8-10		Lag Days 11+	
		% to Total Claims	Claim Count	% to Total Claims	Claim Count	% to Total Claims	Claim Count	% to Total Claims	Claim Count
2020	10.08	52%	473	24%	214	6%	55	18%	164
2021	8.06	56%	348	20%	127	6%	38	18%	111

Lag Days measured from Accident Date to Date Reported to Travelers

Performance Overview Default

Workers Compensation



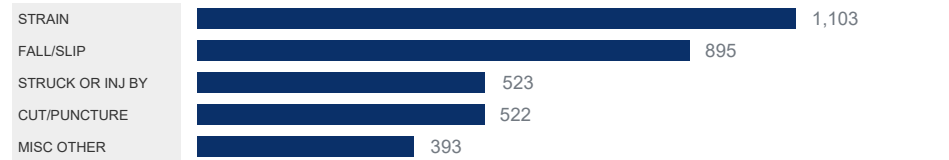
Date Selection: Latest 5 Policy Years
 Valued as of: 09/2021

UTAH LOCAL GOVERNMENTS TRUST

Top Causes (Latest 5 Policy Years)

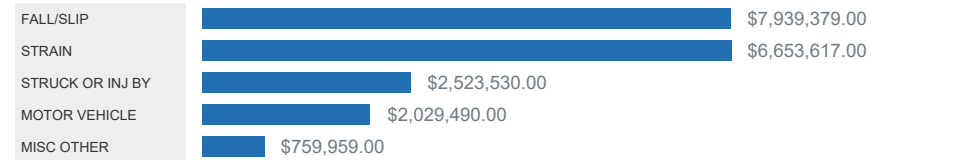
Most Common Causes

■ Claim Count



Most Costly Causes

■ Incurred Dollars



NCCI Cause Group (WC)	Claim Count	% to Total Claims	Incurred Dollars	Average Incurred Dollars	Largest Loss
STRAIN	1,103	23%	\$6,653,617.00	\$6,032.29	\$372,682.00
FALL/SLIP	895	19%	\$7,939,379.00	\$8,870.81	\$350,316.00
STRUCK OR INJ BY	523	11%	\$2,523,530.00	\$4,825.11	\$137,928.00
CUT/PUNCTURE	522	11%	\$524,190.00	\$1,004.20	\$125,562.00
MISC OTHER	393	8%	\$759,959.00	\$1,933.74	\$59,419.00
All Other	1,354	28%	\$4,631,256.00	\$3,420.43	\$298,628.00

NCCI Cause Group (WC)	Claim Count	Incurred Dollars	% to Total Dollars	Average Incurred Dollars	Largest Loss
FALL/SLIP	895	\$7,939,379.00	34%	\$8,870.81	\$350,316.00
STRAIN	1,103	\$6,653,617.00	29%	\$6,032.29	\$372,682.00
STRUCK OR INJ BY	523	\$2,523,530.00	11%	\$4,825.11	\$137,928.00
MOTOR VEHICLE	216	\$2,029,490.00	9%	\$9,395.79	\$178,878.00
MISC OTHER	393	\$759,959.00	3%	\$1,933.74	\$59,419.00
All Other	1,660	\$3,125,956.00	14%	\$1,883.11	\$298,628.00

Organization Analysis (Latest 5 Policy Years)

Largest Number of Claims by ULGTACCT

ULGTACCT	Claim Count	% to Total Claims	Incurred Dollars	Largest Loss
UNIFIED FIRE AUTHORITY - 16080	770	16%	\$2,248,874.00	\$136,335.00
UTAH COUNTY - 14480	361	8%	\$2,515,609.00	\$350,316.00
ST GEORGE CITY - 16110	258	5%	\$954,277.00	\$59,858.00
SPANISH FORK CITY - 15610	141	3%	\$746,350.00	\$201,327.00
WASHINGTON CITY - 14680	137	3%	\$286,078.00	\$51,474.00
All Other	3,123	47%	\$16,280,743.00	\$372,682.00

Highest Claim Costs by ULGTACCT

ULGTACCT	Claim Count	Incurred Dollars	% to Total Dollars	Largest Loss
UTAH COUNTY - 14480	361	\$2,515,609.00	11%	\$350,316.00
UNIFIED FIRE AUTHORITY - 16080	770	\$2,248,874.00	10%	\$136,335.00
ST GEORGE CITY - 16110	258	\$954,277.00	4%	\$59,858.00
SPANISH FORK CITY - 15610	141	\$746,350.00	3%	\$201,327.00
SUMMIT COUNTY - 14050	75	\$615,184.00	3%	\$154,476.00
All Other	3,185	\$15,951,637.00	69%	\$372,682.00

Performance Overview Default

Workers Compensation



Date Selection Valued as of
Latest 5 Policy Years 09/2021

UTAH LOCAL GOVERNMENTS TRUST

Factors Influencing Claim Costs (Latest 5 Policy Years)

Policy Year	Claim Count	Claims with Legal Activity	Claims Reported within 3 Days	Average Length of Employment (years)	Average Age	Average Claim Duration (days)	Average Out of Work Days	Average Modified Duty Days
2017	311	9%	49%	8	43	327	27	55
2018	276	10%	48%	9	46	309	30	62
2019	257	6%	49%	8	42	248	34	58
2020	237	5%	48%	8	42	199	23	67
2021	173	3%	59%	9	43	93	17	41

Note: Indemnity (CB) claims only

Performance Overview Default

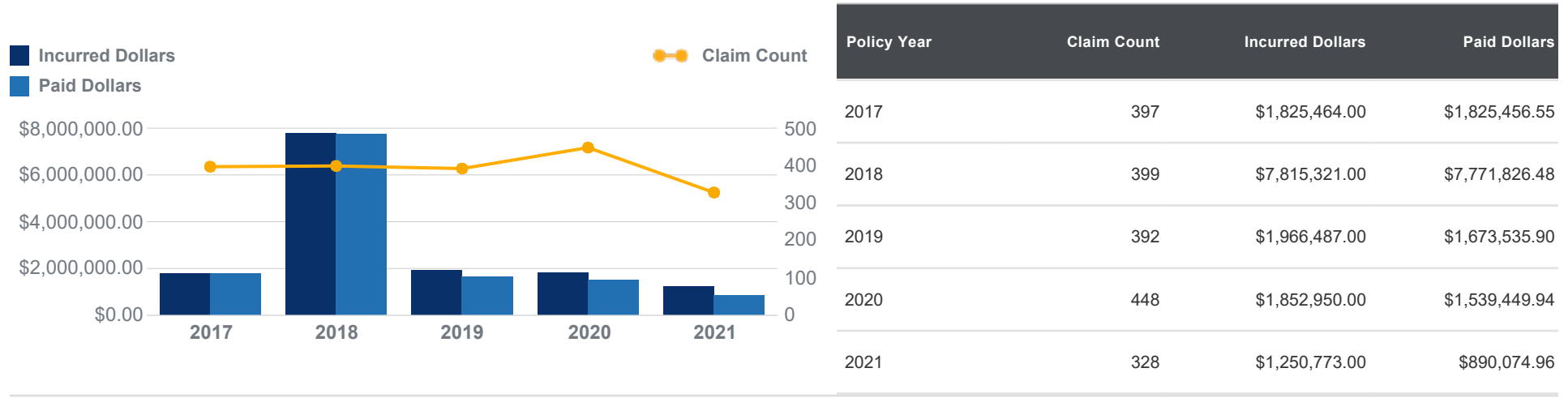
Automobile



Date Selection: Latest 5 Policy Years
 Valued as of: 09/2021

UTAH LOCAL GOVERNMENTS TRUST

Loss Summary (Latest 5 Policy Years)



Open Claims Summary (All Years)

100 Open Claims

Incurred Dollars \$1,505,032.00
 Paid Dollars \$473,754.43
 Outstanding Dollars \$1,031,277.57

12 claims where incurred dollars are greater than or equal to \$25,000
 45 claims open 90 days or longer
 14 claims with legal activity

Performance Overview Default

Automobile



Date Selection: Latest 5 Policy Years
 Valued as of: 09/2021

UTAH LOCAL GOVERNMENTS TRUST

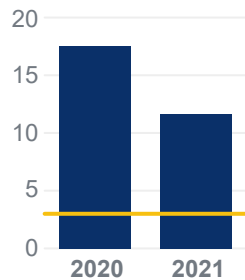
Most Expensive Open Claims (All Years)

Claimant/Driver	Claim Number	Accident Date	Incurred Dollars	Paid Dollars
ALLRED,KIM	FMW5358	02/25/2020	\$151,950.00	\$3,749.57
KELSCH,GUNNER	FKF4623	07/03/2019	\$143,642.00	\$13,925.70
HANSEN,MITCH	FCU9718	06/23/2018	\$114,209.00	\$71,674.02
Johnson,Janice	FLU1689	08/30/2019	\$106,900.00	\$6,206.60
GATES,JASON	FLW8134	03/16/2020	\$95,544.00	\$585.00
WILLIAMS,RICHARD	FQL3525	01/26/2021	\$84,750.00	\$0.00
EKSTROM,ERIC	FLW0331	10/03/2019	\$76,520.00	\$51,093.21
ASIFOA,FRANKLIN	FMW6450	03/13/2020	\$56,889.00	\$6,655.79
NELSON,JEREMY	FQL8065	04/07/2021	\$53,152.00	\$53,152.00
MOYER,SHAYLA	FKF8553	09/04/2019	\$44,701.00	\$7,591.76

Claim Reporting Lag (Latest 2 Policy Years)

■ Average Lag - Accident →Travelers

— Target (3 days)



Policy Year	Average Lag	Lag Days 0-3		Lag Days 4-7		Lag Days 8-10		Lag Days 11+	
		% to Total Claims	Claim Count	% to Total Claims	Claim Count	% to Total Claims	Claim Count	% to Total Claims	Claim Count
2020	17.61	42%	189	19%	85	7%	32	32%	142
2021	11.72	42%	138	20%	64	5%	18	33%	108

Lag Days measured from Accident Date to Date Reported to Travelers

Performance Overview Default

Automobile



Date Selection Latest 5 Policy Years Valued as of 09/2021

UTAH LOCAL GOVERNMENTS TRUST

Top Causes (Latest 5 Policy Years)

Most Common Causes

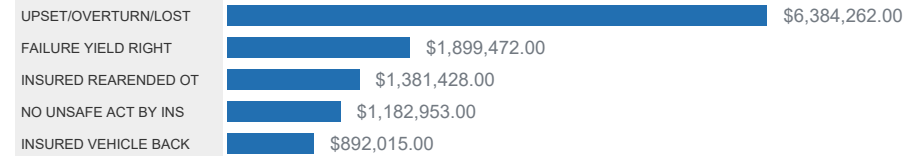
■ Claim Count



Cause	Claim Count	% to Total Claims	Incurred Dollars	Average Incurred Dollars	Largest Loss
NO UNSAFE ACT BY INSURED - 15	377	19%	\$1,182,953.00	\$3,137.81	\$156,157.00
INSURED VEHICLE BACKED INTO OV - C6	343	17%	\$892,015.00	\$2,600.63	\$73,814.00
UPSET/OVERTURN/LOST CONTROL - C8	267	14%	\$6,384,262.00	\$23,911.09	\$4,920,855.00
FAILURE YIELD RIGHT OF WAY - C1	209	11%	\$1,899,472.00	\$9,088.38	\$153,097.00
INSURED REARENDED OTHER VEHICLE - C2	149	8%	\$1,381,428.00	\$9,271.33	\$143,642.00
All Other	619	32%	\$2,970,865.00	\$4,799.46	\$793,032.00

Most Costly Causes

■ Incurred Dollars



Cause	Claim Count	Incurred Dollars	% to Total Dollars	Average Incurred Dollars	Largest Loss
UPSET/OVERTURN/LOST CONTROL - C8	267	\$6,384,262.00	43%	\$23,911.09	\$4,920,855.00
FAILURE YIELD RIGHT OF WAY - C1	209	\$1,899,472.00	13%	\$9,088.38	\$153,097.00
INSURED REARENDED OTHER VEHICLE - C2	149	\$1,381,428.00	9%	\$9,271.33	\$143,642.00
NO UNSAFE ACT BY INSURED - 15	377	\$1,182,953.00	8%	\$3,137.81	\$156,157.00
INSURED VEHICLE BACKED INTO OV - C6	343	\$892,015.00	6%	\$2,600.63	\$73,814.00
All Other	619	\$2,970,865.00	20%	\$4,799.46	\$793,032.00

Organization Analysis (Latest 5 Policy Years)

Largest Number of Claims by ULGTACCT

ULGTACCT	Claim Count	% to Total Claims	Incurred Dollars	Largest Loss
UTAH COUNTY - 14480	211	11%	\$1,532,592.00	\$793,032.00
WASATCH FRONT WASTE & RECYCLING DIST - 17310	110	6%	\$686,868.00	\$119,675.00
COTTONWOOD HEIGHTS - 16250	85	4%	\$270,357.00	\$25,627.00
LOGAN CITY - 12230	77	4%	\$332,609.00	\$92,303.00
CACHE COUNTY - 15320	65	3%	\$233,923.00	\$34,218.00
All Other	1,416	72%	\$11,654,646.00	\$4,920,855.00

Highest Claim Costs by ULGTACCT

ULGTACCT	Claim Count	Incurred Dollars	% to Total Dollars	Largest Loss
PLEASANT GROVE CITY - 13020	34	\$5,038,529.00	34%	\$4,920,855.00
UTAH COUNTY - 14480	211	\$1,532,592.00	10%	\$793,032.00
LEHI CITY - 12180	20	\$838,737.00	6%	\$217,740.00
WASATCH FRONT WASTE & RECYCLING DIST - 17310	110	\$686,868.00	5%	\$119,675.00
LOGAN CITY - 12230	77	\$332,609.00	2%	\$92,303.00
All Other	1,512	\$6,281,660.00	43%	\$151,950.00

Performance Overview Default

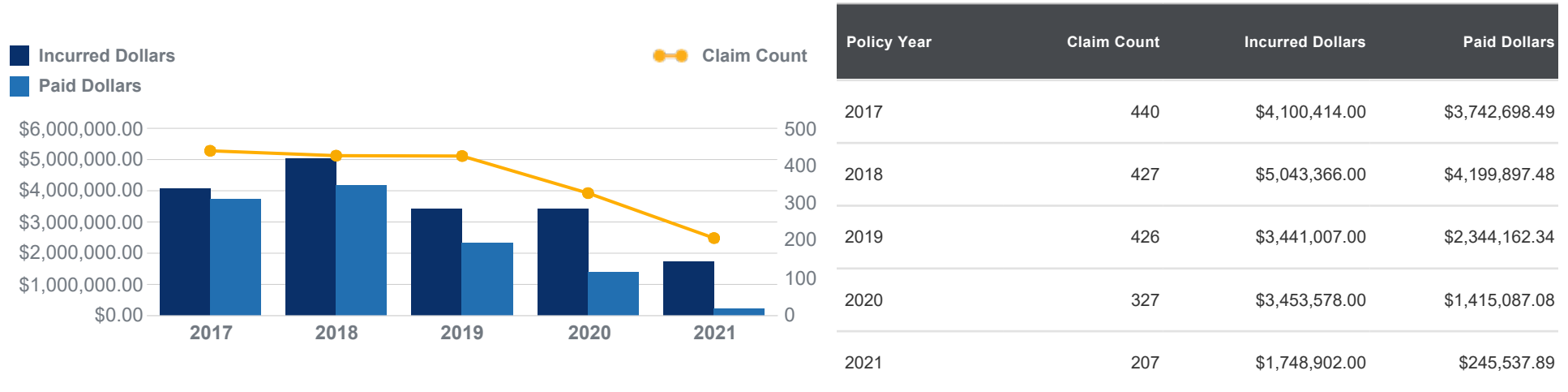
General Liability



Date Selection: Latest 5 Policy Years
 Valued as of: 09/2021

UTAH LOCAL GOVERNMENTS TRUST

Loss Summary (Latest 5 Policy Years)



Open Claims Summary (All Years)

186 Open Claims

Incurred Dollars \$10,838,165.00
Paid Dollars \$3,453,123.75
Outstanding Dollars \$7,385,041.25

69 claims where incurred dollars are greater than or equal to \$25,000
 121 claims open 90 days or longer
 117 claims with legal activity

Performance Overview Default

General Liability



Date Selection: Latest 5 Policy Years
 Valued as of: 09/2021

UTAH LOCAL GOVERNMENTS TRUST

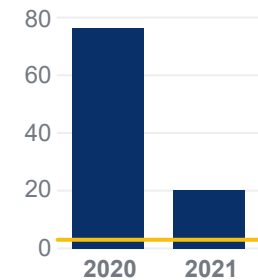
Most Expensive Open Claims (All Years)

Claimant/Driver	Claim Number	Accident Date	Incurred Dollars	Paid Dollars
TRUMAN,CONRAD	FBC2429	07/19/2013	\$1,100,000.00	\$171,623.37
UTRILLA,DAVID	E1E6877	08/05/2014	\$760,000.00	\$757,890.55
BURY,HALEY	FPA8811	08/12/2020	\$541,162.00	\$26,824.00
JAMES,AARON	FQL8500	08/02/2020	\$512,000.00	\$103,264.00
SPENCER,JOSEPH	FQL7780	03/16/2021	\$500,000.00	\$0.00
FINLINSON,GEORGE	E5G4808	07/29/2014	\$405,000.00	\$200,394.19
ATKIN,FREDRICK,J	FPA4684	12/27/2019	\$313,000.00	\$39,941.50
MURRAY,TODD	ESP8789	04/01/2007	\$310,000.00	\$307,008.01
MENA,JOSE	FBU3865	09/20/2016	\$275,000.00	\$94,122.66
MARTINEZ,MARIA	FDT3414	07/11/2018	\$266,000.00	\$67,820.66

Claim Reporting Lag (Latest 2 Policy Years)

Average Lag - Accident → Travelers

Target (3 days)



Policy Year	Average Lag	Lag Days 0-3		Lag Days 4-7		Lag Days 8-10		Lag Days 11+	
		% to Total Claims	Claim Count	% to Total Claims	Claim Count	% to Total Claims	Claim Count	% to Total Claims	Claim Count
2020	76.54	26%	86	12%	39	5%	17	57%	185
2021	20.55	31%	65	16%	33	12%	24	41%	85

Lag Days measured from Accident Date to Date Reported to Travelers

Performance Overview Default

General Liability



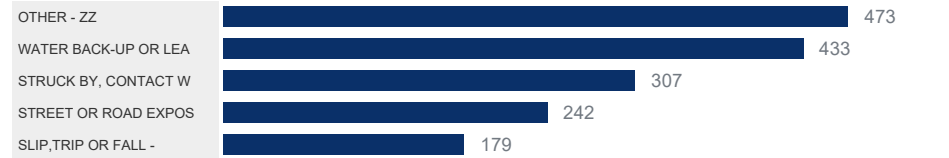
Date Selection: Latest 5 Policy Years
 Valued as of: 09/2021

UTAH LOCAL GOVERNMENTS TRUST

Top Causes (Latest 5 Policy Years)

Most Common Causes

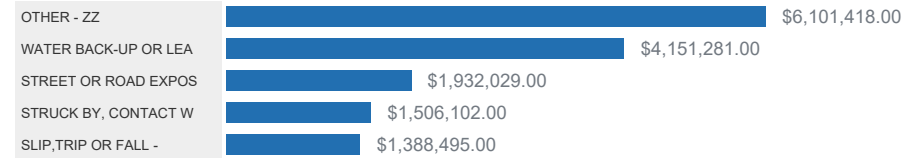
■ Claim Count



Cause	Claim Count	% to Total Claims	Incurred Dollars	Average Incurred Dollars	Largest Loss
OTHER - ZZ	473	26%	\$6,101,418.00	\$12,899.40	\$505,074.00
WATER BACK-UP OR LEAKING - TE	433	24%	\$4,151,281.00	\$9,587.25	\$260,518.00
STRUCK BY, CONTACT WITH OR CAUGHT IN - U9	307	17%	\$1,506,102.00	\$4,905.87	\$500,000.00
STREET OR ROAD EXPOSURE - U8	242	13%	\$1,932,029.00	\$7,983.59	\$699,508.00
SLIP,TRIP OR FALL - U6	179	10%	\$1,388,495.00	\$7,756.96	\$212,105.00
All Other	193	11%	\$2,707,942.00	\$14,030.79	\$512,000.00

Most Costly Causes

■ Incurred Dollars



Cause	Claim Count	Incurred Dollars	% to Total Dollars	Average Incurred Dollars	Largest Loss
OTHER - ZZ	473	\$6,101,418.00	34%	\$12,899.40	\$505,074.00
WATER BACK-UP OR LEAKING - TE	433	\$4,151,281.00	23%	\$9,587.25	\$260,518.00
STREET OR ROAD EXPOSURE - U8	242	\$1,932,029.00	11%	\$7,983.59	\$699,508.00
STRUCK BY, CONTACT WITH OR CAUGHT IN - U9	307	\$1,506,102.00	8%	\$4,905.87	\$500,000.00
SLIP,TRIP OR FALL - U6	179	\$1,388,495.00	8%	\$7,756.96	\$212,105.00
All Other	193	\$2,707,942.00	15%	\$14,030.79	\$512,000.00

Organization Analysis (Latest 5 Policy Years)

Largest Number of Claims by ULGTACCT

ULGTACCT	Claim Count	% to Total Claims	Incurred Dollars	Largest Loss
COVERAGE ONLY - 99996	115	6%	\$60,548.00	\$2,978.00
SPRINGVILLE CITY - 13980	68	4%	\$551,096.00	\$157,564.00
COTTONWOOD HEIGHTS - 16250	57	3%	\$1,190,036.00	\$512,000.00
UTAH COUNTY - 14480	57	3%	\$2,180,706.00	\$699,508.00
TOOELE COUNTY - 14190	56	3%	\$247,652.00	\$64,925.00
All Other	1,474	81%	\$13,557,229.00	\$541,162.00

Highest Claim Costs by ULGTACCT

ULGTACCT	Claim Count	Incurred Dollars	% to Total Dollars	Largest Loss
UTAH COUNTY - 14480	57	\$2,180,706.00	12%	\$699,508.00
COTTONWOOD HEIGHTS - 16250	57	\$1,190,036.00	7%	\$512,000.00
CACHE COUNTY - 15320	28	\$710,421.00	4%	\$541,162.00
SPRINGVILLE CITY - 13980	68	\$551,096.00	3%	\$157,564.00
LEHI CITY - 12180	10	\$546,156.00	3%	\$344,564.00
All Other	1,607	\$12,608,852.00	71%	\$323,505.00

Performance Overview Default

Performance Overview



Date Selection Latest 5 Policy Years Valued as of 09/2021

UTAH LOCAL GOVERNMENTS TRUST

Parameters

Alias UTAHLGOV User Name STAGG,MIKE Run Date 10/04/2021 Schedule Indicator No

Filters

Field	Operator	Values
Policy Year	Greater Than or Equal To	2017
Carrier	Equal To	

Report Specific Criteria

Capping: No capping applied

Workers Compensation

- Loss Summary
- Open Claims Summary
 - Incurred Dollars greater than or equal to \$25,000
 - Claims open 90 days or longer
- Most Expensive Open Claims
 - Claimant/Driver: Show
- Claim Reporting Lag
 - Reporting Lag Target: 3 Days
- Top Causes
 - Show: NCCI Cause Group (WC)
- Organization Analysis
 - Organization Level: ULGTACCT
- Factors Influencing Loss Costs

Automobile

- Loss Summary
- Open Claims Summary
 - Incurred Dollars greater than or equal to \$25,000
 - Claims open 90 days or longer
- Most Expensive Open Claims
 - Claimant/Driver: Show
- Claim Reporting Lag
 - Reporting Lag Target: 3 Days
- Top Causes
- Organization Analysis
 - Organization Level: ULGTACCT

General Liability

- Loss Summary
- Open Claims Summary
 - Incurred Dollars greater than or equal to \$25,000
 - Claims open 90 days or longer
- Most Expensive Open Claims
 - Claimant/Driver: Show
- Claim Reporting Lag
 - Reporting Lag Target: 3 Days
- Top Causes
- Organization Analysis
 - Organization Level: ULGTACCT

Note: Self-Administration Occurrences are not included in this report.


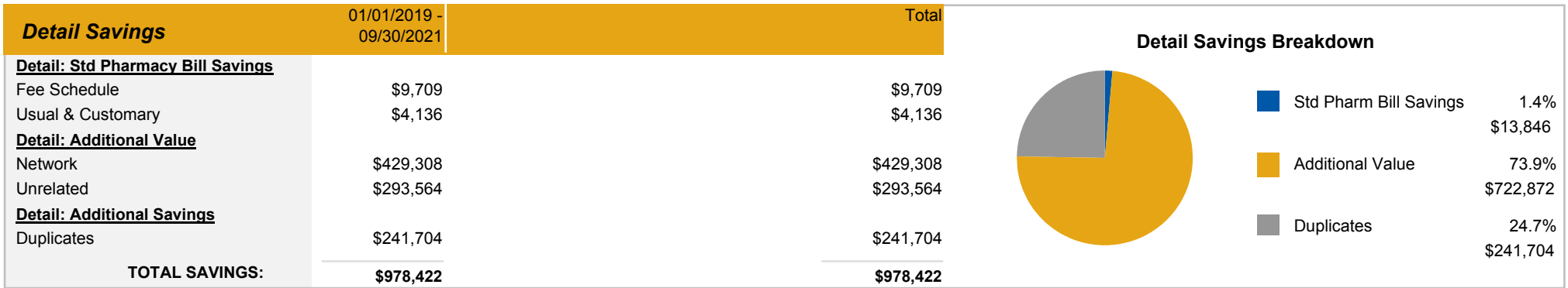
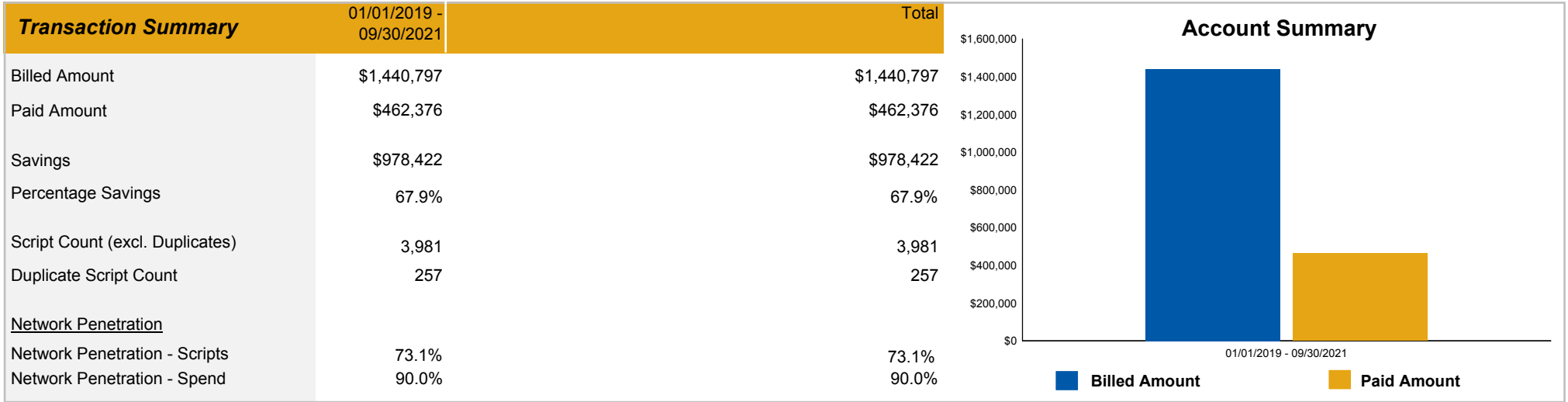
Executive Savings Summary



Date Range: 1/1/2019 to 9/30/2021

Data Source: All Field Office(s): ALL Account ID(s): 7440B9128

State of Jurisdiction: ALL Group By: No Grouping Selected Date Field: Date Submitted



Report Parameters/Header:

- Date Submitted: Date the transaction was adjudicated
- Date Filled: Date the medication was filled
- Report data is from all sources that process pharmacy transactions. Contains paid and rejected transactions.

Summary:

- Billed amount is the charge invoiced by the pharmacy
- Paid amount is the portion of the invoiced amount legally owed and paid to the pharmacy
- Savings is the difference between what was invoiced and what was legally owed and paid
- Percent savings is the Savings divided by the Billed Amount
- Script count is the total number of prescriptions during the selected time period (excludes duplicates)
- Duplicate script count is the number of prescriptions submitted more than once

Network Penetration – the total prescription dollars that were processed and paid at the point of sale.

Detail: Savings

- Detail: Standard Pharmacy Bill Savings
 - o Fee Schedule savings associated with the application of basic technology software. Invoiced charges are reduced as necessary to conform to the individual state schedules on compensable claims.
 - o Usual & Customary savings associated with the application of basic technology software. Invoiced charges are reduced as necessary to conform to the established usual & customary charges on compensable claims.
- Detail: Additional Value
 - o Network – savings associated with the application of contracted Preferred Pharmacy Network discounts for transactions processed and paid at point of sale. Includes the discount received on electronic processed out of network bills.
 - o Unrelated – Non duplicate DUR reject savings and other negotiated reductions.
- Detail: Additional Savings
 - o Duplicates – savings resulting from detecting duplicate charges submitted on the same claim.

POS Generic Performance

1. Total Rxs Filled - the total number of point of sale prescriptions during the selected time period.
2. Total Scripts Available Generically - the number of scripts that have a generic substitution
3. Generic Filled - the total number of prescriptions filled as generic medications during the service date ranges
4. Doctor/Patient Requested Brand – the number of scripts that the Doctor or the Patient required the use of a brand medication
5. Generic Fill Rate - the “Generic Filled” divided by the “Total Rxs Filled”. [3 ÷ 1]
6. Generic Efficiency Rate - the “Generic Filled” prescriptions divided by the “Generic Prescriptions Available” [3 ÷ 2]

A customer charge is applied to the claim file when Travelers Pharmacy Bill Management process

- *applies the Preferred Provider Network discounts to pharmacy bills*
- *repricing the bill in accordance with the applicable state regulations*

Medical Bill Management Executive Summary

UTAH LOCAL GOVERNMENT TRUST

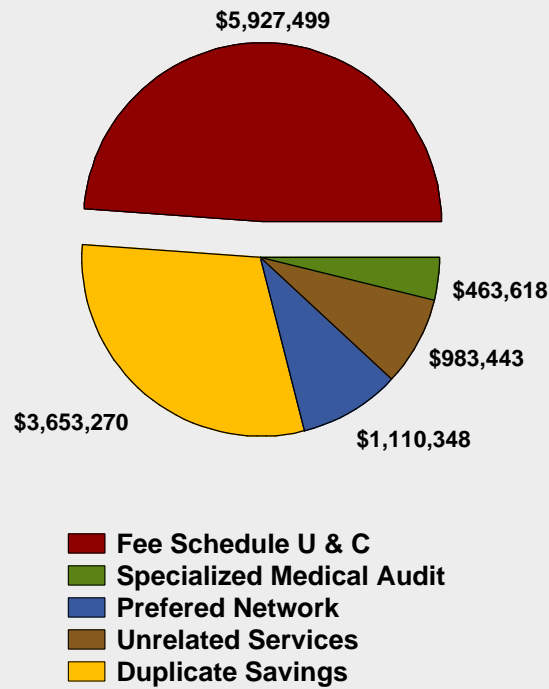
Service Period 1:	
01/01/2017-09/30/2021	
Summary: Medical Bill Management	
Billed Amount	\$25,504,647
Paid Amount	\$13,366,468
Gross Savings	\$12,138,179
Cost Containment Charges	\$576,416
CC Charge % of Gross Savings	5%
Net Savings	\$11,561,763
Bill Count (excluding duplicates)	
Duplicate Bill Count	1,252
Network Penetration	
Network Penetration	92%
Detail: Standard Bill Repricing Savings	
Fee Schedule	\$5,907,292
Usual and Customary	\$20,208
Detail: Value Added Bill Repricing Savings	
SMART Savings	\$463,618
Preferred Network Discount	\$1,110,348
Detail: Savings Without a Charge	
Duplicate Charges	\$3,653,270
Unrelated Charges	\$983,444
Total Gross Savings	
Total Gross Savings	\$12,138,179
Net Payout Per Dollar Billed	
Billed Amount	1.00
Paid Amount	.52
Gross Savings	.48
Cost Containment Charges	.02
Net Savings	.45
Paid by Policyholder	.55

Period 1: Accidents: 01/01/2017 - 09/30/2021 Services: 01/01/2017 - 09/30/2021

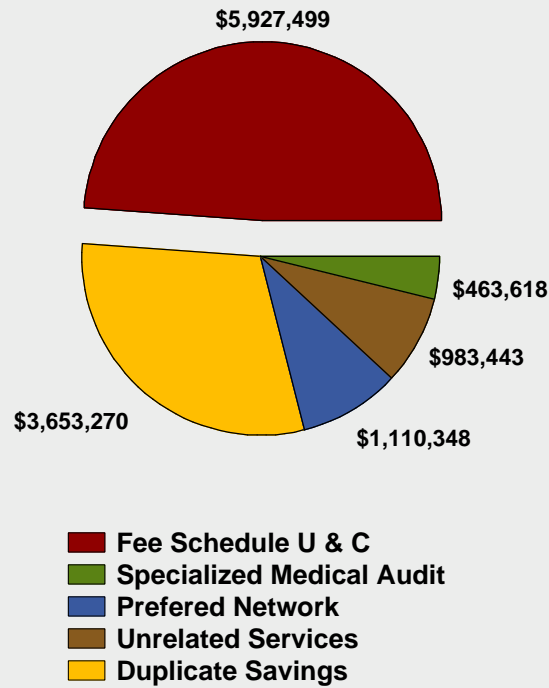
Medical Bill Management Savings by Category

UTAH LOCAL GOVERNMENT TRUST

All Years



Current Period

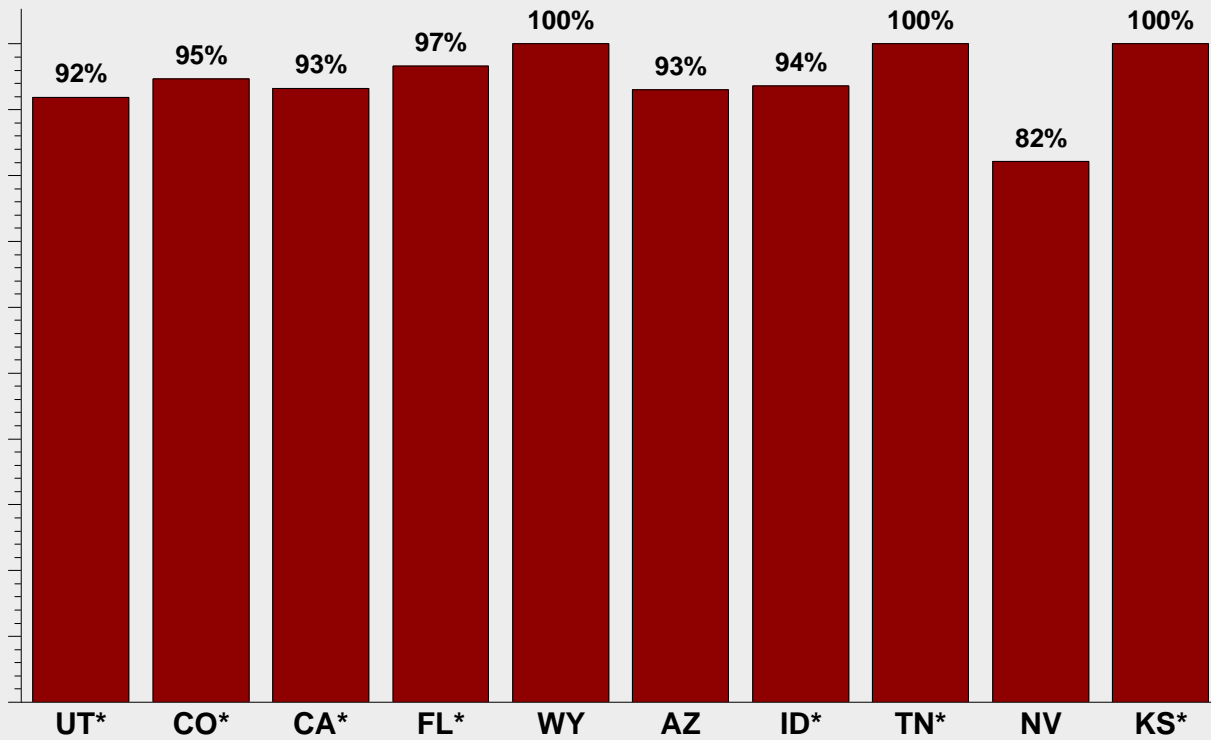


	All Years	Current Year
Billed Amount	\$25,504,647	\$25,504,647
Bill Count	23,222	23,222
Duplicate Bill Count	1,252	1,252

Medical Bill Management Network Penetration and Savings

UTAH LOCAL GOVERNMENT TRUST

Current Period Network Penetration by Total Medical Paid Per Procedure State



* Indicates states where employers have provider preference

Current Period Medical Bills, Dollars and Penetration by Procedure State

Rank	State	Bill Count	Medical Invoice	Medical Paid	Gross Savings	Savings Percent	Client Penetration	Travelers Penetration
1	UT*	22,833	\$24448377	\$13133135	\$11315242	46%	92%	72%
2	CO*	87	\$687,021	\$81,774	\$605,248	88%	95%	91%
3	CA*	87	\$124,028	\$49,109	\$74,919	60%	93%	91%
4	FL*	47	\$67,661	\$23,769	\$43,893	65%	97%	90%
5	WY	25	\$36,675	\$20,786	\$15,888	43%	100%	0%
6	AZ	31	\$42,054	\$16,620	\$25,434	60%	93%	92%
7	ID*	13	\$13,342	\$10,215	\$3,128	23%	94%	82%
8	TN*	3	\$14,736	\$7,916	\$6,820	46%	100%	93%
9	NV	14	\$17,965	\$6,757	\$11,208	62%	82%	96%
10	KS*	23	\$17,166	\$5,432	\$11,734	68%	100%	91%

DISBURSEMENT SUMMARY: Aug 2021 - Sep 2021

a. Administration		\$1,784,853
Number of disbursements	205	
1. Alliant 08/04/2021	627,692	
2. Constitution State Services 09/09/21	129,488	
3. Constitution State Services 08/11/21	112,016	
4. Alliant 08/18/2021	105,106	
5. Alliant 08/02/2021	97,687	

b. Payroll 1		\$1,611
Number of disbursements	4	
1. FCF Benefits 08/09/21	403	
2. FCF Benefits 08/25/21	403	
3. FCF Benefits 09/07/21	403	
4. FCF Benefits 09/20/21	403	
5 None		

c. Payroll 2		\$371,078
Number of disbursements	62	
1. Payroll 08/06/21	50,777	
2. Payroll 09/03/21	50,736	
3. Payroll 08/20/21	50,735	
4. Payroll 09/17/21	50,063	
5. 401K 18.47% 09/03/21	13,161	

d. CSS General/Auto Liability		\$513,914
Number of disbursements	202	
1. Travis Williams 08/25/21	39,510	
2. Lindsay Jessica 09/17/21	31,500	
3. Sanchez Melina 09/28/21	29,000	
4. Annalisa Allen 08/19/21	19,345	
5. James Aaron 09/14/21	18,791	

DISBURSEMENT SUMMARY: Aug 2021 - Sep 2021

e. CSS Property/Auto		\$814,909
Number of disbursements	133	
1. North Pointe Sol 08/20/21	132,001	
2. Springdale Town 09/21/21	116,687	
3. North Pointe Sol 09/01/21	104,898	
4. Davis Community 08/10/21	101,115	
5. Springdale Town 09/08/21	97,992	

f. CSS Workers Compensation		\$1,098,368
Number of disbursements	2,371	
1 Crnich, Andy S. 08/11/21	111,370	
2. Keetch, Shellie B. 08/18/21	65,669	
3. Sykes, Jean J. 09/15/21	57,107	
4. May, Elaine 08/19/21	53,000	
5. Hathaway, Anthony 09/03/21	52,500	

g. Vision		\$6,752
Number of disbursements	57	
1. Matthew J Myers 09/17/21	284	
2. Joel R. Shegrud 08/02/21	284	
3. Lyndon L. Tan 09/17/21	238	
4. Gregory S. Baumgartner 09/17/21	200	
5. Douglas S. Reese 08/23/21	200	

h. Escrow		\$11,843
Number of disbursements	2	
1. C.N.A. Surety 09/17/21	6,013	
2. C.N.A. Surety 08/12/21	5,830	
3. None		
4. None		
5. None		

DISBURSEMENT SUMMARY: Aug 2021 - Sep 2021

i. Investment Disbursements		\$0
Number of disbursements	0	
1. None		
2. None		
3. None		
4. None		
5. None		

k. PTIF		\$7,600,000
Number of disbursements	2	
1. Wire to Zions Trust Savings 08/31/21	5,600,000	
2. Wire to Zions Trust Savings 09/30/21	2,000,000	
3. None		
4. None		
5. None		
	TOTAL	\$12,203,326

Report Criteria:

Report type: Summary

Bank.Bank Number = 1

GL Period	Check Issue Date	Check Number	Vendor Number	Payee	Check GL Account	Amount
08/21	08/04/2021	48643	30075	Alliant Insurance Services, In	22000000	627,692.00
09/21	09/09/2021	48777	1312	Constitution State Services	22000000	129,488.00
08/21	08/11/2021	48655	1312	Constitution State Services	22000000	112,016.00
08/21	08/18/2021	48709	30075	Alliant Insurance Services, In	22000000	105,106.00
08/21	08/02/2021	48629	30075	Alliant Insurance Services, In	22000000	97,687.00
09/21	09/23/2021	7236650	30050	UNUM LIFE INSURANCE COMPANY	22000000	69,161.58 M
08/21	08/24/2021	6897241	30050	UNUM LIFE INSURANCE COMPANY	22000000	69,140.09 M
08/21	08/02/2021	48638	14510	Utah League of Cities & Towns	22000000	54,000.00
09/21	09/21/2021	3365	30081	CITI Cards	22000000	37,265.73 M
08/21	08/26/2021	48756	731	PEHP Medical	22000000	33,655.06
09/21	09/22/2021	48805	731	PEHP Medical	22000000	33,655.06
08/21	08/19/2021	9780	30081	CITI Cards	22000000	23,596.12 M
08/21	08/26/2021	48750	1312	Constitution State Services	22000000	21,766.00
09/21	09/16/2021	48798	30196	RStudio, Inc.	22000000	21,220.25
09/21	09/09/2021	48779	30060	Lowry & Associates, Inc.	22000000	15,650.25
08/21	08/11/2021	48705	14680	Washington City	22000000	9,288.00
08/21	08/11/2021	48696	13980	Springville City	22000000	9,216.00
09/21	09/09/2021	48772	791	Arbinger Institute	22000000	8,610.16
08/21	08/11/2021	48679	12940	Payson City	22000000	8,465.00
08/21	08/17/2021	344794	3014	Verizon Wireless	22000000	8,065.76 M
09/21	09/29/2021	48813	3103	Jim Puffer Landscape, Inc.	22000000	7,724.18
08/21	08/11/2021	48690	13660	Saratoga Springs City	22000000	7,343.00
08/21	08/11/2021	48673	12360	Midvale City	22000000	7,253.00
08/21	08/18/2021	48737	11146	Taylor-Walker Consulting, LLC	22000000	7,158.00
08/21	08/18/2021	48739	14190	Tooele County	22000000	6,944.80
08/21	08/11/2021	48667	3103	Jim Puffer Landscape, Inc.	22000000	6,732.78
09/21	09/22/2021	48802	30060	Lowry & Associates, Inc.	22000000	6,169.50
08/21	08/11/2021	48685	13230	Riverton City	22000000	6,168.00
08/21	08/11/2021	48680	13020	Pleasant Grove City	22000000	5,926.00
08/21	08/11/2021	48662	11690	Herriman City	22000000	5,850.00
08/21	08/18/2021	48713	10310	Bluffdale City	22000000	5,545.37
08/21	08/11/2021	48697	16110	St. George City	22000000	5,456.00
08/21	08/11/2021	48670	12230	Logan City	22000000	5,014.00
08/21	08/18/2021	48727	30182	Mallory Jones	22000000	5,000.00
08/21	08/11/2021	48681	13060	Price City	22000000	4,513.00
08/21	08/11/2021	48686	13270	Roosevelt City	22000000	4,493.00
09/21	09/09/2021	48786	14520	Utah Local Governments Trust	22000000	4,281.53
08/21	08/18/2021	48724	11640	HEBER CITY	22000000	4,198.32
08/21	08/26/2021	48752	9133	Hale & Wood, PLLC.	22000000	4,080.50
08/21	08/11/2021	48665	13500	Housing Connect	22000000	4,067.00
08/21	08/18/2021	48726	30060	Lowry & Associates, Inc.	22000000	3,861.75
08/21	08/11/2021	48693	13750	SMITHFIELD CITY	22000000	3,840.00
09/21	09/09/2021	48771	10100	Antimony Town	22000000	3,657.83
08/21	08/02/2021	48639	14520	Utah Local Governments Trust	22000000	3,616.46
08/21	08/02/2021	48634	11079	Rocky Mountain Power	22000000	3,597.41
09/21	09/16/2021	48794	9133	Hale & Wood, PLLC.	22000000	3,515.50
09/21	09/09/2021	48782	11079	Rocky Mountain Power	22000000	3,483.13
08/21	08/11/2021	48701	14260	Tremonton City	22000000	3,250.00
08/21	08/11/2021	48650	10310	Bluffdale City	22000000	3,150.00
08/21	08/11/2021	48661	11560	Grantsville City	22000000	3,086.00
08/21	08/18/2021	48734	9136	Strong & Hanni Law Firm	22000000	3,084.00
08/21	08/11/2021	48663	11710	Highland City	22000000	3,056.00
08/21	08/11/2021	48689	13650	Santaquin City	22000000	3,004.00

GL Period	Check Issue Date	Check Number	Vendor Number	Payee	Check GL Account	Amount
08/21	08/11/2021	48687	13350	Salem City	22000000	2,894.00
09/21	09/29/2021	48818	11079	Rocky Mountain Power	22000000	2,829.40
08/21	08/11/2021	48683	13160	Richfield City	22000000	2,800.00
08/21	08/11/2021	48671	10030	Lone Peak Public Service Dist	22000000	2,752.00
08/21	08/11/2021	48708	14930	Woods Cross City	22000000	2,639.00
08/21	08/11/2021	48706	14710	Washington Terrace City	22000000	2,600.00
08/21	08/11/2021	48668	30195	Jones, Waldo, Holbrook & McDonough P.	22000000	2,469.00
08/21	08/02/2021	48636	112	ULGT Board	22000000	2,456.19
09/21	09/09/2021	48785	112	ULGT Board	22000000	2,411.29
08/21	08/11/2021	48688	13640	Santa Clara City	22000000	2,390.00
09/21	09/29/2021	48811	791	Arbinger Institute	22000000	2,377.17
08/21	08/18/2021	48746	14910	Woodland Hills City	22000000	2,320.08
08/21	08/11/2021	48669	12210	Lindon City	22000000	2,320.00
08/21	08/11/2021	48703	14550	Utah Municipal Power Agency	22000000	2,315.00
09/21	09/09/2021	48778	3018	First Digital Telecom	22000000	2,297.34
08/21	08/11/2021	48660	3018	First Digital Telecom	22000000	2,292.92
08/21	08/18/2021	48745	14850	West Point City	22000000	2,232.02
08/21	08/18/2021	48744	14780	Wendover City	22000000	2,115.51
08/21	08/02/2021	48641	30190	Vanguard Cleaning Systems of Utah	22000000	1,957.00
08/21	08/26/2021	48757	30190	Vanguard Cleaning Systems of Utah	22000000	1,957.00
09/21	09/22/2021	48807	30190	Vanguard Cleaning Systems of Utah	22000000	1,957.00
08/21	08/02/2021	48630	791	Arbinger Institute	22000000	1,912.39
08/21	08/11/2021	48672	12290	Manti City	22000000	1,833.00
08/21	08/11/2021	48682	13080	Providence City	22000000	1,778.00
08/21	08/02/2021	48632	30191	Local Government Consulting	22000000	1,770.00
09/21	09/29/2021	48815	12670	Naples City	22000000	1,726.98
09/21	09/29/2021	48814	30060	Lowry & Associates, Inc.	22000000	1,716.00
08/21	08/26/2021	48747	30075	Alliant Insurance Services, In	22000000	1,713.00
08/21	08/11/2021	48684	13200	Riverdale City	22000000	1,641.00
08/21	08/11/2021	48707	14850	West Point City	22000000	1,588.00
08/21	08/11/2021	48666	3033	James Dodge Russell & Stephens, P.C.	22000000	1,530.00
08/21	08/11/2021	48695	13900	Southeastern UT Ass'n of Local	22000000	1,501.00
09/21	09/29/2021	48812	30078	Commercial Floor Source	22000000	1,465.86
08/21	08/11/2021	48674	12370	Midway City	22000000	1,415.00
08/21	08/11/2021	48649	10180	BEAR RIVER AOG	22000000	1,411.00
09/21	09/22/2021	48806	762	Utah Mosquito Abatement Assoc.	22000000	1,400.00
09/21	09/29/2021	48821	3028	Zywave	22000000	1,374.98
08/21	08/26/2021	48753	30060	Lowry & Associates, Inc.	22000000	1,365.25
09/21	09/29/2021	48817	30183	Rocky Mountain Advisory	22000000	1,327.50
08/21	08/11/2021	48676	12790	North Logan City	22000000	1,294.00
08/21	08/11/2021	48648	10130	Ashley Valley Water & Sewer	22000000	1,279.00
08/21	08/18/2021	48735	1225	SWIRE COCA COLA , USA	22000000	1,277.20
09/21	09/29/2021	48820	14660	Wasatch Integrated Wast Mgt	22000000	1,266.97
08/21	08/11/2021	48646	16880	Alta Town	22000000	1,261.00
08/21	08/18/2021	48717	20140	Central Wasatch Commission	22000000	1,251.12
08/21	08/11/2021	48694	13880	South Weber City	22000000	1,233.00
08/21	08/11/2021	48704	16690	Wasatch Behavioral Health Svc Dist	22000000	1,154.00
08/21	08/18/2021	48723	17900	Gunnison Valley Police Dep	22000000	1,111.90
08/21	08/02/2021	48633	738	PEHP LTD	22000000	1,104.77
08/21	08/11/2021	48656	10900	Delta City	22000000	1,081.00
08/21	08/11/2021	48664	11770	Hooper City	22000000	1,072.00
08/21	08/26/2021	48749	185	City of North SL	22000000	1,044.41
08/21	08/11/2021	48692	13740	Six County AOG	22000000	1,043.00
08/21	08/26/2021	48748	1229	CCI MECHANICAL SERVICE	22000000	1,011.00
09/21	09/21/2021	186828	30089	Zion's Bank	22000000	1,005.24 M
09/21	09/09/2021	48784	14100	Sunset City	22000000	960.57
08/21	08/11/2021	48702	14300	Uintah Basin A.O.G.	22000000	960.00

GL Period	Check Issue Date	Check Number	Vendor Number	Payee	Check GL Account	Amount
08/21	08/11/2021	48691	15520	SESD	22000000	944.00
09/21	09/22/2021	48809	12002	Vortex Colorado, Inc.	22000000	906.40
08/21	08/11/2021	48698	3032	State of Utah-Purchasing & Gen	22000000	868.83
08/21	08/18/2021	48715	10550	Castle Valley SSD#1	22000000	826.22
08/21	08/11/2021	48647	10110	Ash Creek SSD	22000000	784.00
08/21	08/11/2021	48700	2008	Toyota Bountiful	22000000	755.51
09/21	09/22/2021	48804	738	PEHP LTD	22000000	736.64
08/21	08/26/2021	48755	738	PEHP LTD	22000000	736.52
08/21	08/11/2021	48677	17530	North Park Police Agency	22000000	685.00
08/21	08/18/2021	48728	12420	Millville City	22000000	674.12
08/21	08/11/2021	48652	821	CASELLE INC.	22000000	650.00
08/21	08/11/2021	48678	16000	North View Fire District	22000000	636.00
08/21	08/18/2021	48710	10110	Ash Creek SSD	22000000	630.11
08/21	08/19/2021	9387321	30089	Zion's Bank	22000000	613.81 M
08/21	08/18/2021	48729	10890	Mosquito Abtmt Dist-Davis	22000000	577.78
09/21	09/09/2021	48783	3032	State of Utah-Purchasing & Gen	22000000	558.14
08/21	08/18/2021	48718	16580	Council on Aging - Golden Age	22000000	543.18
08/21	08/27/2021	48766	30026	Todd S. Beutler	22000000	535.12
08/21	08/27/2021	48764	30120	Shawn B. Milne	22000000	534.00
08/21	08/27/2021	48765	3136	Stephanie L. Miller	22000000	529.52
08/21	08/18/2021	48720	11280	Ferron City	22000000	527.65
09/21	09/16/2021	48797	1383	Nelsons Window Cleaning & Serv	22000000	525.00
08/21	08/18/2021	48712	3078	Avikey Software, LLC	22000000	500.00
09/21	09/09/2021	48781	30183	Rocky Mountain Advisory	22000000	500.00
09/21	09/16/2021	48790	3078	Avikey Software, LLC	22000000	500.00
08/21	08/27/2021	48759	30039	Christopher F. Robinson	22000000	499.28
08/21	08/18/2021	48741	14360	UINTAH MAD	22000000	496.34
08/21	08/18/2021	48736	14130	Taylor West Weber Water	22000000	480.42
08/21	08/11/2021	48654	3142	Colonial Flag	22000000	480.00
08/21	08/26/2021	48751	792	Gallagher Benefit Services	22000000	475.00
09/21	09/22/2021	48801	185	City of North SL	22000000	461.29
08/21	08/11/2021	48645	1270	A-1 National Fire Co.	22000000	455.00
08/21	08/26/2021	48754	829	Parr Brown Gee & Loveless	22000000	440.00
08/21	08/02/2021	48631	30187	Courthouse News Service	22000000	420.00
09/21	09/16/2021	48791	30187	Courthouse News Service	22000000	420.00
08/21	08/18/2021	48725	11980	Kamas City	22000000	410.23
09/21	09/29/2021	48810	30101	American Red Cross	22000000	380.80
08/21	08/18/2021	48730	30125	PEHP Health & Benefits	22000000	377.48
09/21	09/22/2021	48803	30125	PEHP Health & Benefits	22000000	377.48
09/21	09/09/2021	48788	12002	Vortex Colorado, Inc.	22000000	370.00
09/21	09/29/2021	48819	2008	Toyota Bountiful	22000000	369.48
09/21	09/16/2021	48795	9115	Jaffa Printing Company	22000000	366.00
08/21	08/18/2021	48738	17340	Timber Lakes Water SSD	22000000	359.83
08/21	08/11/2021	48653	17030	Cedar City Housing Authority	22000000	348.02
08/21	08/27/2021	48761	30189	George Thomas Tripp	22000000	342.56
08/21	08/18/2021	48742	14760	Wellington City	22000000	332.82
08/21	08/18/2021	48719	10960	Duchesne City	22000000	332.18
08/21	08/18/2021	48732	13960	Spring City	22000000	328.28
08/21	08/27/2021	48763	30118	Robert M. Hale	22000000	322.40
08/21	08/27/2021	48758	30041	Bradley M. Powell	22000000	320.16
09/21	09/29/2021	48816	829	Parr Brown Gee & Loveless	22000000	320.00
08/21	08/27/2021	48767	17310	Wasatch Front Waste & Recy Dis	22000000	317.92
08/21	08/18/2021	48743	14770	Wellsville City	22000000	317.41
08/21	08/11/2021	48699	14230	Tooele Valley MAD	22000000	315.00
08/21	08/27/2021	48760	30188	David Zook	22000000	300.00
08/21	08/27/2021	48762	30043	Ken Neilson	22000000	300.00
08/21	08/18/2021	48714	30056	Britain C Morris	22000000	250.00

GL Period	Check Issue Date	Check Number	Vendor Number	Payee	Check GL Account	Amount
08/21	08/27/2021	48768	30026	Todd S. Beutler	22000000	250.00
08/21	08/02/2021	48642	1288	WASTE MANAGEMENT OF UT	22000000	234.79
09/21	09/09/2021	48789	1288	WASTE MANAGEMENT OF UT	22000000	234.79
08/21	08/18/2021	48716	10600	Centerfield Town	22000000	227.81
08/21	08/02/2021	48637	2088	Utah Labor Commission	22000000	205.00
09/21	09/09/2021	48775	30056	Britain C Morris	22000000	200.00
08/21	08/18/2021	48733	14030	STOCKTON TOWN	22000000	199.57
08/21	08/18/2021	48722	11500	Grand County Cemetery Maint	22000000	175.01
09/21	09/09/2021	48776	3142	Colonial Flag	22000000	150.00
08/21	08/18/2021	48731	11520	Solid Waste SSD #1	22000000	145.29
09/21	09/13/2021	7106596	2093	Steven A.Hansen	22000000	144.47 M
09/21	09/16/2021	48799	2008	Toyota Bountiful	22000000	137.06
09/21	09/22/2021	48808	30197	Vito's	22000000	136.00
08/21	08/04/2021	6666659	30177	Sarah Hancock	22000000	130.20 M
08/21	08/04/2021	48644	9137	Blomquist Hale Consulting	22000000	125.35
09/21	09/09/2021	48773	9137	Blomquist Hale Consulting	22000000	125.35
09/21	09/09/2021	48770	30101	American Red Cross	22000000	112.00
09/21	09/09/2021	48769	30075	Alliant Insurance Services, In	22000000	110.00
08/21	08/18/2021	48721	11460	Goshen Town	22000000	106.81
08/21	08/19/2021	6851582	30177	Sarah Hancock	22000000	104.20 M
09/21	09/13/2021	7106605	30177	Sarah Hancock	22000000	100.60 M
09/21	09/16/2021	48792	1220	DOMINION ENERGY	22000000	97.98
08/21	08/18/2021	48711	10130	Ashley Valley Water & Sewer	22000000	94.34
09/21	09/16/2021	7165113	30177	Sarah Hancock	22000000	88.20 M
08/21	08/11/2021	48658	17890	Emigration Canyon Metro Townsh	22000000	81.98
08/21	08/11/2021	48651	1410	Brady T. Loveland	22000000	79.95
09/21	09/09/2021	48774	1410	Brady T. Loveland	22000000	79.95
08/21	08/02/2021	48635	2008	Toyota Bountiful	22000000	70.26
08/21	08/11/2021	6766026	2093	Steven A.Hansen	22000000	70.00 M
08/21	08/02/2021	48640	30121	Valley Office Systems	22000000	69.93
08/21	08/11/2021	48675	30085	Mister Car Wash	22000000	44.42
08/21	08/11/2021	48657	1220	DOMINION ENERGY	22000000	39.56
09/21	09/09/2021	48780	30182	Mallory Jones	22000000	36.35
08/21	08/11/2021	48659	30126	Enable Utah	22000000	35.00
09/21	09/16/2021	48793	30126	Enable Utah	22000000	35.00
09/21	09/16/2021	48796	30085	Mister Car Wash	22000000	33.60
09/21	09/09/2021	48787	30121	Valley Office Systems	22000000	31.71
08/21	08/18/2021	48740	2008	Toyota Bountiful	22000000	22.47
09/21	09/23/2021	48800	14660	Wasatch Integrated Wast Mgt	22000000	.00 V

Grand Totals:

1,784,853.11

Summary by General Ledger Account Number

GL Account	Debit	Credit	Proof
11760000	1,249.44	10.43-	1,239.01
16010000	738,649.00	.00	738,649.00
18500000	168,879.25	.00	168,879.25
22000000	5,847.69	1,790,700.80-	1,784,853.11-
24000000	5,048.40	.00	5,048.40
24600001	138,301.67	.00	138,301.67
40-200000	41,316.78	4,818.31-	36,498.47
42-100000	475.00	.00	475.00
5180-0000	1,827.50	.00	1,827.50

GL Account	Debit	Credit	Proof
5400-2000	125,115.00	.00	125,115.00
5420-4000	96,095.00	.00	96,095.00
5420-5000	42,060.00	.00	42,060.00
6015-0000	2,000.00	.00	2,000.00
6030-0000	79,998.20	.00	79,998.20
6040-0000	7,894.16	.00	7,894.16
6050-0000	1.00	.00	1.00
6050-1000	3,000.32	.00	3,000.32
6050-2000	8,498.31	.00	8,498.31
6050-3000	277.00	.00	277.00
6051-0000	1,853.22	.00	1,853.22
6056-0000	16,733.48	.00	16,733.48
6060-2001	9,909.94	.00	9,909.94
6060-2002	137.54	.00	137.54
6060-2003	1,505.70	.00	1,505.70
6060-4000	5,563.80	.00	5,563.80
6060-4001	14,456.96	.00	14,456.96
6060-4002	469.58	.00	469.58
6060-4003	6,055.53	.00	6,055.53
6060-4004	525.00	.00	525.00
6060-5001	3,878.43	.00	3,878.43
6065-0000	101.64	.00	101.64
6075-0000	3,420.00	.00	3,420.00
6075-0100	17,487.75	.00	17,487.75
6075-0200	11,275.00	.00	11,275.00
6075-1000	14,607.58	.00	14,607.58
6075-2100	1,299.84	.00	1,299.84
6075-3000	149,056.00	.00	149,056.00
6080-0000	16,473.84	958.35-	15,515.49
6087-0000	1,205.00	.00	1,205.00
6090-0000	1,426.97	.00	1,426.97
6095-0000	12,891.08	.00	12,891.08
6100-0000	15,439.00	.00	15,439.00
6110-0000	1,423.20	.00	1,423.20
6112-0000	7,158.00	.00	7,158.00
6120-0000	10,346.20	60.60-	10,285.60
6130-0000	2,196.71	.00	2,196.71
6240-0000	3,117.78	.00	3,117.78
Grand Totals:	<u>1,796,548.49</u>	<u>1,796,548.49-</u>	<u>.00</u>

Report Criteria:

Report type: Summary

Bank.Bank Number = 1

Report Criteria:

Report type: Summary

Bank.Bank Number = 1

GL Period	Check Issue Date	Check Number	Vendor Number	Payee	Check GL Account	Amount	
09/21	09/21/2021	3365	30081	CITI Cards	22000000	37,265.73	M
08/21	08/19/2021	9780	30081	CITI Cards	22000000	23,596.12	M
08/21	08/02/2021	48629	30075	Alliant Insurance Services, In	22000000	97,687.00	
08/21	08/02/2021	48630	791	Arbinger Institute	22000000	1,912.39	
08/21	08/02/2021	48631	30187	Courthouse News Service	22000000	420.00	
08/21	08/02/2021	48632	30191	Local Government Consulting	22000000	1,770.00	
08/21	08/02/2021	48633	738	PEHP LTD	22000000	1,104.77	
08/21	08/02/2021	48634	11079	Rocky Mountain Power	22000000	3,597.41	
08/21	08/02/2021	48635	2008	Toyota Bountiful	22000000	70.26	
08/21	08/02/2021	48636	112	ULGT Board	22000000	2,456.19	
08/21	08/02/2021	48637	2088	Utah Labor Commission	22000000	205.00	
08/21	08/02/2021	48638	14510	Utah League of Cities & Towns	22000000	54,000.00	
08/21	08/02/2021	48639	14520	Utah Local Governments Trust	22000000	3,616.46	
08/21	08/02/2021	48640	30121	Valley Office Systems	22000000	69.93	
08/21	08/02/2021	48641	30190	Vanguard Cleaning Systems of Utah	22000000	1,957.00	
08/21	08/02/2021	48642	1288	WASTE MANAGEMENT OF UT	22000000	234.79	
08/21	08/04/2021	48643	30075	Alliant Insurance Services, In	22000000	627,692.00	
08/21	08/04/2021	48644	9137	Blomquist Hale Consulting	22000000	125.35	
08/21	08/11/2021	48645	1270	A-1 National Fire Co.	22000000	455.00	
08/21	08/11/2021	48646	16880	Alta Town	22000000	1,261.00	
08/21	08/11/2021	48647	10110	Ash Creek SSD	22000000	784.00	
08/21	08/11/2021	48648	10130	Ashley Valley Water & Sewer	22000000	1,279.00	
08/21	08/11/2021	48649	10180	BEAR RIVER AOG	22000000	1,411.00	
08/21	08/11/2021	48650	10310	Bluffdale City	22000000	3,150.00	
08/21	08/11/2021	48651	1410	Brady T. Loveland	22000000	79.95	
08/21	08/11/2021	48652	821	CASELLE INC.	22000000	650.00	
08/21	08/11/2021	48653	17030	Cedar City Housing Authority	22000000	348.02	
08/21	08/11/2021	48654	3142	Colonial Flag	22000000	480.00	
08/21	08/11/2021	48655	1312	Constitution State Services	22000000	112,016.00	
08/21	08/11/2021	48656	10900	Delta City	22000000	1,081.00	
08/21	08/11/2021	48657	1220	DOMINION ENERGY	22000000	39.56	
08/21	08/11/2021	48658	17890	Emigration Canyon Metro Townsh	22000000	81.98	
08/21	08/11/2021	48659	30126	Enable Utah	22000000	35.00	
08/21	08/11/2021	48660	3018	First Digital Telecom	22000000	2,292.92	
08/21	08/11/2021	48661	11560	Grantsville City	22000000	3,086.00	
08/21	08/11/2021	48662	11690	Herriman City	22000000	5,850.00	
08/21	08/11/2021	48663	11710	Highland City	22000000	3,056.00	
08/21	08/11/2021	48664	11770	Hooper City	22000000	1,072.00	
08/21	08/11/2021	48665	13500	Housing Connect	22000000	4,067.00	
08/21	08/11/2021	48666	3033	James Dodge Russell & Stephens, P.C.	22000000	1,530.00	
08/21	08/11/2021	48667	3103	Jim Puffer Landscape, Inc.	22000000	6,732.78	
08/21	08/11/2021	48668	30195	Jones, Waldo, Holbrook & McDonough P.	22000000	2,469.00	
08/21	08/11/2021	48669	12210	Lindon City	22000000	2,320.00	
08/21	08/11/2021	48670	12230	Logan City	22000000	5,014.00	
08/21	08/11/2021	48671	10030	Lone Peak Public Service Dist	22000000	2,752.00	
08/21	08/11/2021	48672	12290	Manti City	22000000	1,833.00	
08/21	08/11/2021	48673	12360	Midvale City	22000000	7,253.00	
08/21	08/11/2021	48674	12370	Midway City	22000000	1,415.00	
08/21	08/11/2021	48675	30085	Mister Car Wash	22000000	44.42	
08/21	08/11/2021	48676	12790	North Logan City	22000000	1,294.00	
08/21	08/11/2021	48677	17530	North Park Police Agency	22000000	685.00	
08/21	08/11/2021	48678	16000	North View Fire District	22000000	636.00	
08/21	08/11/2021	48679	12940	Payson City	22000000	8,465.00	

GL Period	Check Issue Date	Check Number	Vendor Number	Payee	Check GL Account	Amount
08/21	08/11/2021	48680	13020	Pleasant Grove City	22000000	5,926.00
08/21	08/11/2021	48681	13060	Price City	22000000	4,513.00
08/21	08/11/2021	48682	13080	Providence City	22000000	1,778.00
08/21	08/11/2021	48683	13160	Richfield City	22000000	2,800.00
08/21	08/11/2021	48684	13200	Riverdale City	22000000	1,641.00
08/21	08/11/2021	48685	13230	Riverton City	22000000	6,168.00
08/21	08/11/2021	48686	13270	Roosevelt City	22000000	4,493.00
08/21	08/11/2021	48687	13350	Salem City	22000000	2,894.00
08/21	08/11/2021	48688	13640	Santa Clara City	22000000	2,390.00
08/21	08/11/2021	48689	13650	Santaquin City	22000000	3,004.00
08/21	08/11/2021	48690	13660	Saratoga Springs City	22000000	7,343.00
08/21	08/11/2021	48691	15520	SESD	22000000	944.00
08/21	08/11/2021	48692	13740	Six County AOG	22000000	1,043.00
08/21	08/11/2021	48693	13750	SMITHFIELD CITY	22000000	3,840.00
08/21	08/11/2021	48694	13880	South Weber City	22000000	1,233.00
08/21	08/11/2021	48695	13900	Southeastern UT Ass'n of Local	22000000	1,501.00
08/21	08/11/2021	48696	13980	Springville City	22000000	9,216.00
08/21	08/11/2021	48697	16110	St. George City	22000000	5,456.00
08/21	08/11/2021	48698	3032	State of Utah-Purchasing & Gen	22000000	868.83
08/21	08/11/2021	48699	14230	Tooele Valley MAD	22000000	315.00
08/21	08/11/2021	48700	2008	Toyota Bountiful	22000000	755.51
08/21	08/11/2021	48701	14260	Tremonton City	22000000	3,250.00
08/21	08/11/2021	48702	14300	Uintah Basin A.O.G.	22000000	960.00
08/21	08/11/2021	48703	14550	Utah Municipal Power Agency	22000000	2,315.00
08/21	08/11/2021	48704	16690	Wasatch Behavioral Health Svc Dist	22000000	1,154.00
08/21	08/11/2021	48705	14680	Washington City	22000000	9,288.00
08/21	08/11/2021	48706	14710	Washington Terrace City	22000000	2,600.00
08/21	08/11/2021	48707	14850	West Point City	22000000	1,588.00
08/21	08/11/2021	48708	14930	Woods Cross City	22000000	2,639.00
08/21	08/18/2021	48709	30075	Alliant Insurance Services, In	22000000	105,106.00
08/21	08/18/2021	48710	10110	Ash Creek SSD	22000000	630.11
08/21	08/18/2021	48711	10130	Ashley Valley Water & Sewer	22000000	94.34
08/21	08/18/2021	48712	3078	Avikey Software, LLC	22000000	500.00
08/21	08/18/2021	48713	10310	Bluffdale City	22000000	5,545.37
08/21	08/18/2021	48714	30056	Britain C Morris	22000000	250.00
08/21	08/18/2021	48715	10550	Castle Valley SSD#1	22000000	826.22
08/21	08/18/2021	48716	10600	Centerfield Town	22000000	227.81
08/21	08/18/2021	48717	20140	Central Wasatch Commission	22000000	1,251.12
08/21	08/18/2021	48718	16580	Council on Aging - Golden Age	22000000	543.18
08/21	08/18/2021	48719	10960	Duchesne City	22000000	332.18
08/21	08/18/2021	48720	11280	Ferron City	22000000	527.65
08/21	08/18/2021	48721	11460	Goshen Town	22000000	106.81
08/21	08/18/2021	48722	11500	Grand County Cemetery Maint	22000000	175.01
08/21	08/18/2021	48723	17900	Gunnison Valley Police Dep	22000000	1,111.90
08/21	08/18/2021	48724	11640	HEBER CITY	22000000	4,198.32
08/21	08/18/2021	48725	11980	Kamas City	22000000	410.23
08/21	08/18/2021	48726	30060	Lowry & Associates, Inc.	22000000	3,861.75
08/21	08/18/2021	48727	30182	Mallory Jones	22000000	5,000.00
08/21	08/18/2021	48728	12420	Millville City	22000000	674.12
08/21	08/18/2021	48729	10890	Mosquito Abtmt Dist-Davis	22000000	577.78
08/21	08/18/2021	48730	30125	PEHP Health & Benefits	22000000	377.48
08/21	08/18/2021	48731	11520	Solid Waste SSD #1	22000000	145.29
08/21	08/18/2021	48732	13960	Spring City	22000000	328.28
08/21	08/18/2021	48733	14030	STOCKTON TOWN	22000000	199.57
08/21	08/18/2021	48734	9136	Strong & Hanni Law Firm	22000000	3,084.00
08/21	08/18/2021	48735	1225	SWIRE COCA COLA , USA	22000000	1,277.20
08/21	08/18/2021	48736	14130	Taylor West Weber Water	22000000	480.42

GL Period	Check Issue Date	Check Number	Vendor Number	Payee	Check GL Account	Amount
08/21	08/18/2021	48737	11146	Taylor-Walker Consulting, LLC	22000000	7,158.00
08/21	08/18/2021	48738	17340	Timber Lakes Water SSD	22000000	359.83
08/21	08/18/2021	48739	14190	Tooele County	22000000	6,944.80
08/21	08/18/2021	48740	2008	Toyota Bountiful	22000000	22.47
08/21	08/18/2021	48741	14360	UINTAH MAD	22000000	496.34
08/21	08/18/2021	48742	14760	Wellington City	22000000	332.82
08/21	08/18/2021	48743	14770	Wellsville City	22000000	317.41
08/21	08/18/2021	48744	14780	Wendover City	22000000	2,115.51
08/21	08/18/2021	48745	14850	West Point City	22000000	2,232.02
08/21	08/18/2021	48746	14910	Woodland Hills City	22000000	2,320.08
08/21	08/26/2021	48747	30075	Alliant Insurance Services, In	22000000	1,713.00
08/21	08/26/2021	48748	1229	CCI MECHANICAL SERVICE	22000000	1,011.00
08/21	08/26/2021	48749	185	City of North SL	22000000	1,044.41
08/21	08/26/2021	48750	1312	Constitution State Services	22000000	21,766.00
08/21	08/26/2021	48751	792	Gallagher Benefit Services	22000000	475.00
08/21	08/26/2021	48752	9133	Hale & Wood, PLLC.	22000000	4,080.50
08/21	08/26/2021	48753	30060	Lowry & Associates, Inc.	22000000	1,365.25
08/21	08/26/2021	48754	829	Parr Brown Gee & Loveless	22000000	440.00
08/21	08/26/2021	48755	738	PEHP LTD	22000000	736.52
08/21	08/26/2021	48756	731	PEHP Medical	22000000	33,655.06
08/21	08/26/2021	48757	30190	Vanguard Cleaning Systems of Utah	22000000	1,957.00
08/21	08/27/2021	48758	30041	Bradley M. Powell	22000000	320.16
08/21	08/27/2021	48759	30039	Christopher F. Robinson	22000000	499.28
08/21	08/27/2021	48760	30188	David Zook	22000000	300.00
08/21	08/27/2021	48761	30189	George Thomas Tripp	22000000	342.56
08/21	08/27/2021	48762	30043	Ken Neilson	22000000	300.00
08/21	08/27/2021	48763	30118	Robert M. Hale	22000000	322.40
08/21	08/27/2021	48764	30120	Shawn B. Milne	22000000	534.00
08/21	08/27/2021	48765	3136	Stephanie L. Miller	22000000	529.52
08/21	08/27/2021	48766	30026	Todd S. Beutler	22000000	535.12
08/21	08/27/2021	48767	17310	Wasatch Front Waste & Recy Dis	22000000	317.92
08/21	08/27/2021	48768	30026	Todd S. Beutler	22000000	250.00
09/21	09/09/2021	48769	30075	Alliant Insurance Services, In	22000000	110.00
09/21	09/09/2021	48770	30101	American Red Cross	22000000	112.00
09/21	09/09/2021	48771	10100	Antimony Town	22000000	3,657.83
09/21	09/09/2021	48772	791	Arbinger Institute	22000000	8,610.16
09/21	09/09/2021	48773	9137	Blomquist Hale Consulting	22000000	125.35
09/21	09/09/2021	48774	1410	Brady T. Loveland	22000000	79.95
09/21	09/09/2021	48775	30056	Britain C Morris	22000000	200.00
09/21	09/09/2021	48776	3142	Colonial Flag	22000000	150.00
09/21	09/09/2021	48777	1312	Constitution State Services	22000000	129,488.00
09/21	09/09/2021	48778	3018	First Digital Telecom	22000000	2,297.34
09/21	09/09/2021	48779	30060	Lowry & Associates, Inc.	22000000	15,650.25
09/21	09/09/2021	48780	30182	Mallory Jones	22000000	36.35
09/21	09/09/2021	48781	30183	Rocky Mountain Advisory	22000000	500.00
09/21	09/09/2021	48782	11079	Rocky Mountain Power	22000000	3,483.13
09/21	09/09/2021	48783	3032	State of Utah-Purchasing & Gen	22000000	558.14
09/21	09/09/2021	48784	14100	Sunset City	22000000	960.57
09/21	09/09/2021	48785	112	ULGT Board	22000000	2,411.29
09/21	09/09/2021	48786	14520	Utah Local Governments Trust	22000000	4,281.53
09/21	09/09/2021	48787	30121	Valley Office Systems	22000000	31.71
09/21	09/09/2021	48788	12002	Vortex Colorado, Inc.	22000000	370.00
09/21	09/09/2021	48789	1288	WASTE MANAGEMENT OF UT	22000000	234.79
09/21	09/16/2021	48790	3078	Avikey Software, LLC	22000000	500.00
09/21	09/16/2021	48791	30187	Courthouse News Service	22000000	420.00
09/21	09/16/2021	48792	1220	DOMINION ENERGY	22000000	97.98
09/21	09/16/2021	48793	30126	Enable Utah	22000000	35.00

GL Period	Check Issue Date	Check Number	Vendor Number	Payee	Check GL Account	Amount
09/21	09/16/2021	48794	9133	Hale & Wood, PLLC.	22000000	3,515.50
09/21	09/16/2021	48795	9115	Jaffa Printing Company	22000000	366.00
09/21	09/16/2021	48796	30085	Mister Car Wash	22000000	33.60
09/21	09/16/2021	48797	1383	Nelsons Window Cleaning & Serv	22000000	525.00
09/21	09/16/2021	48798	30196	RStudio, Inc.	22000000	21,220.25
09/21	09/16/2021	48799	2008	Toyota Bountiful	22000000	137.06
09/21	09/23/2021	48800	14660	Wasatch Integrated Wast Mgt	22000000	.00 V
09/21	09/22/2021	48801	185	City of North SL	22000000	461.29
09/21	09/22/2021	48802	30060	Lowry & Associates, Inc.	22000000	6,169.50
09/21	09/22/2021	48803	30125	PEHP Health & Benefits	22000000	377.48
09/21	09/22/2021	48804	738	PEHP LTD	22000000	736.64
09/21	09/22/2021	48805	731	PEHP Medical	22000000	33,655.06
09/21	09/22/2021	48806	762	Utah Mosquito Abatement Assoc.	22000000	1,400.00
09/21	09/22/2021	48807	30190	Vanguard Cleaning Systems of Utah	22000000	1,957.00
09/21	09/22/2021	48808	30197	Vito's	22000000	136.00
09/21	09/22/2021	48809	12002	Vortex Colorado, Inc.	22000000	906.40
09/21	09/29/2021	48810	30101	American Red Cross	22000000	380.80
09/21	09/29/2021	48811	791	Arbinger Institute	22000000	2,377.17
09/21	09/29/2021	48812	30078	Commercial Floor Source	22000000	1,465.86
09/21	09/29/2021	48813	3103	Jim Puffer Landscape, Inc.	22000000	7,724.18
09/21	09/29/2021	48814	30060	Lowry & Associates, Inc.	22000000	1,716.00
09/21	09/29/2021	48815	12670	Naples City	22000000	1,726.98
09/21	09/29/2021	48816	829	Parr Brown Gee & Loveless	22000000	320.00
09/21	09/29/2021	48817	30183	Rocky Mountain Advisory	22000000	1,327.50
09/21	09/29/2021	48818	11079	Rocky Mountain Power	22000000	2,829.40
09/21	09/29/2021	48819	2008	Toyota Bountiful	22000000	369.48
09/21	09/29/2021	48820	14660	Wasatch Integrated Wast Mgt	22000000	1,266.97
09/21	09/29/2021	48821	3028	Zywave	22000000	1,374.98
09/21	09/21/2021	186828	30089	Zion's Bank	22000000	1,005.24 M
08/21	08/17/2021	344794	3014	Verizon Wireless	22000000	8,065.76 M
08/21	08/04/2021	6666659	30177	Sarah Hancock	22000000	130.20 M
08/21	08/11/2021	6766026	2093	Steven A.Hansen	22000000	70.00 M
08/21	08/19/2021	6851582	30177	Sarah Hancock	22000000	104.20 M
08/21	08/24/2021	6897241	30050	UNUM LIFE INSURANCE COMPANY	22000000	69,140.09 M
09/21	09/13/2021	7106596	2093	Steven A.Hansen	22000000	144.47 M
09/21	09/13/2021	7106605	30177	Sarah Hancock	22000000	100.60 M
09/21	09/16/2021	7165113	30177	Sarah Hancock	22000000	88.20 M
09/21	09/23/2021	7236650	30050	UNUM LIFE INSURANCE COMPANY	22000000	69,161.58 M
08/21	08/19/2021	9387321	30089	Zion's Bank	22000000	613.81 M

Grand Totals:

1,784,853.11

Summary by General Ledger Account Number

GL Account	Debit	Credit	Proof
11760000	1,249.44	10.43-	1,239.01
16010000	738,649.00	.00	738,649.00
18500000	168,879.25	.00	168,879.25
22000000	5,847.69	1,790,700.80-	1,784,853.11-
24000000	5,048.40	.00	5,048.40
24600001	138,301.67	.00	138,301.67
40-200000	41,316.78	4,818.31-	36,498.47
42-100000	475.00	.00	475.00
5180-0000	1,827.50	.00	1,827.50

GL Account	Debit	Credit	Proof
5400-2000	125,115.00	.00	125,115.00
5420-4000	96,095.00	.00	96,095.00
5420-5000	42,060.00	.00	42,060.00
6015-0000	2,000.00	.00	2,000.00
6030-0000	79,998.20	.00	79,998.20
6040-0000	7,894.16	.00	7,894.16
6050-0000	1.00	.00	1.00
6050-1000	3,000.32	.00	3,000.32
6050-2000	8,498.31	.00	8,498.31
6050-3000	277.00	.00	277.00
6051-0000	1,853.22	.00	1,853.22
6056-0000	16,733.48	.00	16,733.48
6060-2001	9,909.94	.00	9,909.94
6060-2002	137.54	.00	137.54
6060-2003	1,505.70	.00	1,505.70
6060-4000	5,563.80	.00	5,563.80
6060-4001	14,456.96	.00	14,456.96
6060-4002	469.58	.00	469.58
6060-4003	6,055.53	.00	6,055.53
6060-4004	525.00	.00	525.00
6060-5001	3,878.43	.00	3,878.43
6065-0000	101.64	.00	101.64
6075-0000	3,420.00	.00	3,420.00
6075-0100	17,487.75	.00	17,487.75
6075-0200	11,275.00	.00	11,275.00
6075-1000	14,607.58	.00	14,607.58
6075-2100	1,299.84	.00	1,299.84
6075-3000	149,056.00	.00	149,056.00
6080-0000	16,473.84	958.35-	15,515.49
6087-0000	1,205.00	.00	1,205.00
6090-0000	1,426.97	.00	1,426.97
6095-0000	12,891.08	.00	12,891.08
6100-0000	15,439.00	.00	15,439.00
6110-0000	1,423.20	.00	1,423.20
6112-0000	7,158.00	.00	7,158.00
6120-0000	10,346.20	60.60-	10,285.60
6130-0000	2,196.71	.00	2,196.71
6240-0000	3,117.78	.00	3,117.78
Grand Totals:	<u>1,796,548.49</u>	<u>1,796,548.49-</u>	<u>.00</u>

Report Criteria:

Report type: Summary
 Bank.Bank Number = 1

Report Criteria:

Report type: Summary

Bank.Bank Number = 5

GL Period	Check Issue Date	Check Number	Vendor Number	Payee	Check GL Account	Amount
08/21	08/09/2021	12731	2014	FCF BENEFITS & ADMINISTRATION	22000000	402.71
08/21	08/25/2021	12732	2014	FCF BENEFITS & ADMINISTRATION	22000000	402.71
09/21	09/07/2021	12733	2014	FCF BENEFITS & ADMINISTRATION	22000000	402.71
09/21	09/20/2021	12734	2014	FCF BENEFITS & ADMINISTRATION	22000000	402.71
Grand Totals:						1,610.84

Summary by General Ledger Account Number

GL Account	Debit	Credit	Proof
22000000	.00	1,610.84-	1,610.84-
22050000	1,422.84	.00	1,422.84
6130-0000	188.00	.00	188.00
Grand Totals:	1,610.84	1,610.84-	.00

Report Criteria:

Report type: Summary
 Bank.Bank Number = 5

GL Period	Check Issue Date	Check Number	Vendor Number	Payee	Check GL Account	Amount
08/21	08/09/2021	12731	2014	FCF BENEFITS & ADMINISTRATION	22000000	402.71
08/21	08/25/2021	12732	2014	FCF BENEFITS & ADMINISTRATION	22000000	402.71
09/21	09/07/2021	12733	2014	FCF BENEFITS & ADMINISTRATION	22000000	402.71
09/21	09/20/2021	12734	2014	FCF BENEFITS & ADMINISTRATION	22000000	402.71
Grand Totals:						1,610.84

Summary by General Ledger Account Number

GL Account	Debit	Credit	Proof
22000000	.00	1,610.84-	1,610.84-
22050000	1,422.84	.00	1,422.84
6130-0000	188.00	.00	188.00
Grand Totals:	1,610.84	1,610.84-	.00

Payroll Disbursements by Amount

Aug 2021 to Sep 2021

GL CODE	DATE	DESCRIPTION	AMOUNT
22100000	08/06/2021	PAYROLL	50,776.92
22100000	09/03/2021	PAYROLL	50,736.31
22100000	08/20/2021	PAYROLL	50,735.28
22100000	09/17/2021	PAYROLL	50,063.45
22200000	09/03/2021	401K 18.47%	13,160.60
22200000	08/06/2021	401K 18.47%	13,155.94
22200000	08/20/2021	401K 18.47%	13,155.94
22200000	09/17/2021	401K 18.47%	13,155.94
22500000	09/03/2021	Fed W/H	6,050.66
22500000	08/20/2021	Fed W/H	6,026.70
22500000	09/17/2021	Fed W/H	6,012.04
22500000	08/06/2021	Fed W/H	5,807.43
22500000	09/03/2021	S.S. ER	5,018.10
22500000	09/17/2021	S.S. ER	5,016.18
22500000	08/20/2021	S.S. ER	5,009.45
22500000	08/06/2021	S.S. ER	4,948.83
22200000	09/17/2021	401K EE	4,189.11
22200000	08/06/2021	401K EE	4,147.72
22200000	09/03/2021	401K EE	4,027.92
22200000	08/20/2021	401K EE	4,026.53
22500000	09/03/2021	S.S. EE	3,927.99
22500000	09/17/2021	S.S. EE	3,926.42
22500000	08/20/2021	S.S. EE	3,921.00
22500000	08/06/2021	S.S. EE	3,871.87
22200000	09/03/2021	401K MATCH 5.5%	3,664.74
22200000	08/06/2021	401K MATCH 5.5%	3,663.35
22200000	08/20/2021	401K MATCH 5.5%	3,663.35
22200000	09/17/2021	401K MATCH 5.5%	3,663.35
22500000	09/03/2021	UT ST INCOME TAX	3,422.63
22500000	08/20/2021	UT ST INCOME TAX	3,416.79
22500000	09/17/2021	UT ST INCOME TAX	3,413.10
22500000	08/06/2021	UT ST INCOME TAX	3,371.57
22500000	09/03/2021	S.S. EE	1,090.10
22500000	09/17/2021	S.S. EE	1,089.70
22500000	08/20/2021	S.S. EE	1,088.43
22500000	08/06/2021	S.S. EE	1,076.97
22200000	08/06/2021	457 EE \$	1,000.00
22200000	09/03/2021	457 EE \$	1,000.00
22200000	08/20/2021	457 EE \$	1,000.00
22200000	09/17/2021	457 EE \$	1,000.00
22200000	08/06/2021	401K EE Loan	510.78
22200000	09/03/2021	401K EE Loan	348.51
22200000	08/20/2021	401K EE Loan	348.51
22200000	09/17/2021	401K EE Loan	348.51
22200000	08/06/2021	Roth EE \$	280.76
22200000	09/03/2021	Roth EE \$	280.76
22200000	08/20/2021	Roth EE \$	280.76
22200000	09/17/2021	Roth EE \$	280.76
22500000	08/06/2021	S.S. EE	106.41
22500000	09/03/2021	S.S. EE	106.41
22500000	08/20/2021	S.S. EE	106.41
22500000	09/17/2021	S.S. EE	106.41
6130-0000	08/06/2021	ADP Charges EZ Run	78.53
6130-0000	09/03/2021	ADP Charges EZ Run	78.53
6130-0000	08/20/2021	ADP Charges EZ Run	78.53
6130-0000	09/17/2021	ADP Charges EZ Run	78.53
6130-0000	08/20/2021	ADP Charges EZ Labor-Monthly	37.79
6130-0000	09/17/2021	ADP Charges EZ Labor-Monthly	37.79
22500000	08/06/2021	SUTA	28.60
22500000	08/20/2021	SUTA	26.35
22500000	09/03/2021	SUTA	19.95
22500000	09/17/2021	SUTA	15.59
Total	62		371,077.59

Payroll Disbursements by Date

Aug 2021 to Sep 2021

GL CODE	DATE	DESCRIPTION	AMOUNT
22100000	08/06/2021	PAYROLL	50,776.92
22200000	08/06/2021	401K 18.47%	13,155.94
22500000	08/06/2021	Fed W/H	5,807.43
22500000	08/06/2021	S.S. ER	4,948.83
22200000	08/06/2021	401K EE	4,147.72
22500000	08/06/2021	S.S. EE	3,871.87
22200000	08/06/2021	401K MATCH 5.5%	3,663.35
22500000	08/06/2021	UT ST INCOME TAX	3,371.57
22500000	08/06/2021	S.S. EE	1,076.97
22200000	08/06/2021	457 EE \$	1,000.00
22200000	08/06/2021	401K EE Loan	510.78
22200000	08/06/2021	Roth EE \$	280.76
22500000	08/06/2021	S.S. EE	106.41
6130-0000	08/06/2021	ADP Charges EZ Run	78.53
22500000	08/06/2021	SUTA	28.60
22100000	08/20/2021	PAYROLL	50,735.28
22200000	08/20/2021	401K 18.47%	13,155.94
22500000	08/20/2021	Fed W/H	6,026.70
22500000	08/20/2021	S.S. ER	5,009.45
22200000	08/20/2021	401K EE	4,026.53
22500000	08/20/2021	S.S. EE	3,921.00
22200000	08/20/2021	401K MATCH 5.5%	3,663.35
22500000	08/20/2021	UT ST INCOME TAX	3,416.79
22500000	08/20/2021	S.S. EE	1,088.43
22200000	08/20/2021	457 EE \$	1,000.00
22200000	08/20/2021	401K EE Loan	348.51
22200000	08/20/2021	Roth EE \$	280.76
22500000	08/20/2021	S.S. EE	106.41
6130-0000	08/20/2021	ADP Charges EZ Run	78.53
6130-0000	08/20/2021	ADP Charges EZ Labor-Monthly	37.79
22500000	08/20/2021	SUTA	26.35
22100000	09/03/2021	PAYROLL	50,736.31
22200000	09/03/2021	401K 18.47%	13,160.60
22500000	09/03/2021	Fed W/H	6,050.66
22500000	09/03/2021	S.S. ER	5,018.10
22200000	09/03/2021	401K EE	4,027.92
22500000	09/03/2021	S.S. EE	3,927.99
22200000	09/03/2021	401K MATCH 5.5%	3,664.74
22500000	09/03/2021	UT ST INCOME TAX	3,422.63
22500000	09/03/2021	S.S. EE	1,090.10
22200000	09/03/2021	457 EE \$	1,000.00
22200000	09/03/2021	401K EE Loan	348.51
22200000	09/03/2021	Roth EE \$	280.76
22500000	09/03/2021	S.S. EE	106.41
6130-0000	09/03/2021	ADP Charges EZ Run	78.53
22500000	09/03/2021	SUTA	19.95
22100000	09/17/2021	PAYROLL	50,063.45
22200000	09/17/2021	401K 18.47%	13,155.94
22500000	09/17/2021	Fed W/H	6,012.04
22500000	09/17/2021	S.S. ER	5,016.18
22200000	09/17/2021	401K EE	4,189.11
22500000	09/17/2021	S.S. EE	3,926.42
22200000	09/17/2021	401K MATCH 5.5%	3,663.35
22500000	09/17/2021	UT ST INCOME TAX	3,413.10
22500000	09/17/2021	S.S. EE	1,089.70
22200000	09/17/2021	457 EE \$	1,000.00
22200000	09/17/2021	401K EE Loan	348.51
22200000	09/17/2021	Roth EE \$	280.76
22500000	09/17/2021	S.S. EE	106.41
6130-0000	09/17/2021	ADP Charges EZ Run	78.53
6130-0000	09/17/2021	ADP Charges EZ Labor-Monthly	37.79
22500000	09/17/2021	SUTA	15.59
Total	62		\$ 371,077.59

CSS General Liability & Auto Liability Disbursements
Aug 2021 - Sep 2021 - By Check Amount

Client Code	Organization Code	Adjusting Office	State	Claim Designator	Policy Effective Date	Policy Number	Line	Claim Number	Payment Type	Claimant Name	Loss Date	Charge Date	Check Number	Check Amount
BH4	12550	028	UT	LR	01/01/2021	306T6216	GL	FRW2272	C	TRAVIS WILLIAMS	06/21/2021	08/25/2021	67759757	39,509.72
BH4	10750007	028	UT	AB	01/01/2019	306T6228	AL	FLU8212	C	LINDSAY JESSICA	11/18/2019	09/17/2021	6778294	31,500.00
BH4	17310003	028	UT	AB	01/01/2019	306T6228	AL	FLW0331	C	SANCHEZ MELINA	10/03/2019	09/28/2021	67784861	29,000.00
BH4	12060	028	UT	AD	01/01/2021	306T6228	AL	FQL4019	C	ANNALISA ALLEN	01/30/2021	08/19/2021	67756620	19,344.78
BH4	16250030	028	UT	LR	01/01/2020	306T6425	GL	FQL8500	E	JAMES AARON	08/02/2020	09/14/2021	67774401	18,790.50
BH4	12230003013	028	UT	LR	01/01/2021	306T6216	GL	FRW4766	C	JASON MILLER	07/28/2021	08/31/2021	67764585	17,740.00
BH4	11490	028	UT	LR	01/01/2021	306T6425	GL	FRW4992	E	/AMERICAN ROCKY M	07/01/2021	09/10/2021	67773066	16,078.50
BH4	14180007020	028	UT	LR	01/01/2021	306T6216	GL	FRW5210	C	CAREY SHIELDS	08/01/2021	09/20/2021	67778789	15,000.00
BH4	11620	028	UT	LR	01/01/2019	306T6216	GL	FPA0546	E	MAW KERRY J	06/04/2019	08/26/2021	67762875	13,203.80
BH4	16250030	028	UT	LR	01/01/2020	306T6425	GL	FQL8500	E	JAMES AARON	08/02/2020	08/12/2021	67751609	11,891.00
BH4	12370001	028	UT	LR	01/01/2015	306T6216	GL	FMW3757	E	DAVID LYNN A	01/01/2015	08/12/2021	67751606	10,412.70
BH4	11620	028	UT	LR	01/01/2019	306T6216	GL	FPA0546	E	MAW KERRY J	06/04/2019	09/23/2021	67782864	10,388.15
BH4	14480026	028	UT	LR	01/01/2017	306T6216	GL	FCU4384	E	GRAVES GREG	08/01/2017	08/27/2021	67763648	9,733.85
BH4	13300	028	UT	LR	01/01/2021	306T6216	GL	FRW6370	C	SHYANN SEXTON	07/26/2021	09/21/2021	141784	8,575.28
BH4	14980	028	UT	LR	01/01/2019	306T6216	GL	FMW9618	E	JUDITH E MORSE	05/16/2019	08/11/2021	67749165	8,304.75
BH4	13350	028	UT	AD	01/01/2021	306T6228	AL	FRW4629	C	HAYLIE HANSEN	07/26/2021	08/10/2021	67748097	7,939.38
BH4	15320001	028	UT	AB	01/01/2020	306T6228	AL	FQL1820	C	NUMMER MATTHEW	12/16/2020	08/02/2021	67741838	7,436.22
BH4	14520	028	UT	LR	01/01/2020	306T6216	GL	FQL0193	E	BRUCE NATALIE	05/18/2020	09/22/2021	67780765	7,086.75
BH4	13350	028	UT	AD	01/01/2021	306T6228	AL	FRW4629	C	HAYLIE HANSEN	07/26/2021	08/11/2021	394480	7,016.59
BH4	14580010	028	UT	LR	01/01/2018	306T6216	GL	FMW0589	E	THOMAS DARIN	05/05/2018	09/16/2021	67777785	6,482.00
BH4	20110	028	UT	AD	01/01/2021	306T6228	AL	FRW6134	C	LANCE HATCH	08/18/2021	09/23/2021	417855	6,306.38
BH4	11690ALX	028	UT	AD	01/01/2021	306T6228	AL	FRW6893	C	MARGARET JORQUERA	09/01/2021	09/22/2021	67780735	5,674.92
BH4	16130	028	UT	LR	01/01/2021	306T6216	GL	FRW4573	C	MICK GARRISON	06/06/2021	08/11/2021	67748706	5,000.00
BH4	14180	028	UT	LR	01/01/2021	306T6216	GL	FQJ4283	C	/INTERMOUNTAIN TE	03/22/2021	09/16/2021	67777136	5,000.00
BH4	16230003	028	UT	LR	01/01/2016	306T6216	GL	FKP8652	E	BLOXHAM-TUIMASEVE	02/01/2016	09/24/2021	67783483	5,000.00
BH4	12690003	028	UT	LR	01/01/2020	306T6216	GL	FQL9608	C	GARY JONES	05/27/2020	09/28/2021	67784295	4,850.00
BH4	11830009	028	UT	LR	01/01/2020	306T6216	GL	FQL2275	E	BLACKMORE DANYALE	01/06/2020	08/09/2021	67747593	4,488.75
BH4	13300	028	UT	LR	01/01/2018	306T6216	GL	FEX4303	E	ROGERS BRAXTON	02/05/2018	08/16/2021	67752729	4,207.50
BH4	17310001	028	UT	LR	01/01/2021	306T6216	GL	FQL9955	E	CLIFFORD GLEAVE	04/01/2021	09/21/2021	67779909	4,071.00
BH4	12370001	028	UT	LR	01/01/2015	306T6216	GL	FMW3757	E	DAVID LYNN A	01/01/2015	09/17/2021	67778582	4,058.54
BH4	10580	028	UT	LR	01/01/2020	306T6216	GL	FPA5457	E	/JP BARRY CONSTRU	08/19/2020	08/13/2021	67752189	3,891.00
BH4	16670	028	UT	LR	01/01/2021	306T6216	GL	FQL9728	E	/MUSTANG DEVELOPE	04/12/2021	09/24/2021	67783486	3,817.00
BH4	17900	028	UT	LR	01/01/2020	306T6216	GL	FQL2984	E	WIMMER CARL	12/09/2020	09/21/2021	67779907	3,762.00
BH4	13350	028	UT	AD	01/01/2021	306T6228	AL	FRW4629	C	HANSEN HAYLIE	07/26/2021	09/02/2021	67767681	3,754.99
BH4	13050	028	UT	LR	01/01/2017	306T6216	GL	FKP5700	E	/CRS CONSULTING	01/01/2017	08/23/2021	67758654	3,719.50
BH4	17900	028	UT	LR	01/01/2020	306T6216	GL	FQL2984	E	WIMMER CARL	12/09/2020	08/24/2021	67759550	3,718.00

CSS General Liability & Auto Liability Disbursements
Aug 2021 - Sep 2021 - By Check Amount

Client Code	Organization Code	Adjusting Office	State	Claim Designator	Policy Effective Date	Policy Number	Line	Claim Number	Payment Type	Claimant Name	Loss Date	Charge Date	Check Number	Check Amount
BH4	11620	028	UT	LR	01/01/2019	306T6216	GL	FPA0546	E	MAW KERRY J	06/04/2019	08/18/2021	67754242	3,717.75
BH4	15320GLX	028	UT	LR	01/01/2021	306T6216	GL	FRW0148	E	BRUCE TRAVELLER	03/03/2021	08/04/2021	67743544	3,627.00
BH4	11830009	028	UT	LR	01/01/2020	306T6216	GL	FQL2275	E	BLACKMORE DANYALE	01/06/2020	09/10/2021	67772969	3,530.25
BH4	14480002	028	UT	LR	01/01/2021	306T6216	GL	FRW0646	E	SCOTT JENSEN	01/27/2021	08/13/2021	67752074	3,488.85
BH4	13300	028	UT	LR	01/01/2019	306T6216	GL	FPA6001	E	MERCADO JUAN J	08/16/2019	09/20/2021	67778989	3,340.00
BH4	13020007	028	UT	LR	01/01/2017	306T6216	GL	FLU0671	E	THAYNE TRENT	12/17/2017	09/24/2021	67783484	3,272.00
BH4	16250030	028	UT	LR	01/01/2020	306T6216	GL	FMW8078	E	BRUCE NATALIE	04/16/2020	08/05/2021	67745825	3,136.50
BH4	13050	028	UT	LR	01/01/2017	306T6216	GL	FKP5700	E	/CRS CONSULTING	01/01/2017	09/30/2021	67788012	3,126.50
BH4	11520	028	UT	AD	01/01/2021	306T6228	AL	FRW3451	C	JAMIE BLACK	06/13/2021	08/12/2021	67751194	3,020.36
BH4	10750007	028	UT	AB	01/01/2019	306T6228	AL	FLU8212	C	LINDSAY JESSICA	11/18/2019	09/22/2021	67780776	3,000.00
BH4	12230002007	028	UT	AD	01/01/2021	306T6228	AL	FRW2096	C	/LOGAN GATEWAY AP	06/14/2021	08/17/2021	67753273	2,930.00
BH4	16670	028	UT	LR	01/01/2021	306T6216	GL	FQL9728	E	/MUSTANG DEVELOPE	04/12/2021	08/17/2021	67753825	2,795.00
BH4	306T5220CSSC	028	UT	AD	01/01/2021	306T6228	AL	FRW4406	C	DAVID ERICKSON	07/21/2021	08/04/2021	67743665	2,546.01
BH4	10750007	028	UT	LR	01/01/2018	306T6216	GL	FDT3414	E	MARTINEZ MARIA	07/11/2018	09/14/2021	67774398	2,535.50
BH4	11490022007	028	UT	AD	01/01/2021	306T6228	AL	FRW7165	C	/CINEMA COURT APA	09/06/2021	09/16/2021	67777138	2,500.00
BH4	14750	028	UT	AB	01/01/2021	306T6228	AL	FRW4248	C	MANDY BATY	07/20/2021	08/17/2021	67753398	2,458.48
BH4	12940	028	UT	LR	01/01/2021	306T6216	GL	FRW4737	C	SALVADOR CRUZ-PER	07/18/2021	08/12/2021	67751438	2,401.46
BH4	14180006	028	UT	AB	01/01/2021	306T6228	AL	FRW3669	C	DENNIS NOKES	07/09/2021	09/08/2021	67769694	2,269.51
BH4	17310PRX	028	UT	AD	01/01/2021	306T6228	AL	FRW4053	C	SHANE RICHINS	07/13/2021	08/13/2021	67751747	2,125.30
BH4	17310PRX	028	UT	AD	01/01/2021	306T6228	AL	FRW4053	C	RICHINS SHANE	07/13/2021	09/23/2021	67782483	2,125.30
BH4	12420	028	UT	LR	01/01/2020	306T6216	GL	FRW5165	E	/IMAGINE DEVELOPM	06/16/2020	09/24/2021	67783364	2,106.00
BH4	16250030	028	UT	LR	01/01/2020	306T6425	GL	FQL8500	E	JAMES AARON	08/02/2020	08/10/2021	67748168	2,075.00
BH4	14480	028	UT	LR	01/01/2017	306T6216	GL	FKP5582	E	RODRIGUEZ NEREIDA	11/22/2017	09/21/2021	67779905	2,068.00
BH4	14190005	028	UT	LR	01/01/2019	306T6216	GL	FPA3276	E	WEBB KENNETH J	09/04/2019	09/21/2021	67779906	2,062.00
BH4	15320005	028	UT	LR	01/01/2020	306T6216	GL	FPA8811	E	BURY HALEY	08/12/2020	09/14/2021	67774400	2,059.50
BH4	13980009	028	UT	LR	01/01/2021	306T6425	GL	FRW0877	C	WOOD GARY C	05/22/2021	09/01/2021	67765233	2,000.00
BH4	14190004	028	UT	LR	01/01/2017	306T6216	GL	FCU2638	C	ROMERO DALTON	05/09/2017	09/22/2021	67780738	2,000.00
BH4	13200007	028	UT	LR	01/01/2019	306T6216	GL	FPA4687	E	ATKIN JEREMY F	12/27/2019	08/10/2021	67748167	1,995.00
BH4	13060001	028	UT	LR	01/01/2021	306T6216	GL	FRW5650	C	RICK JOHNSON	08/09/2021	09/10/2021	67772720	1,920.42
BH4	12230004019	028	UT	AB	01/01/2021	306T6228	AL	FRW2207	C	JANET HERRON	06/11/2021	08/17/2021	67753390	1,712.07
BH4	13300	028	UT	LR	01/01/2018	306T6216	GL	FEX4303	E	ROGERS BRAXTON	02/05/2018	08/13/2021	2273427	1,677.50
BH4	16230003	028	UT	LR	01/01/2016	306T6216	GL	FKP8652	E	BLOXHAM-TUIMASEVE	02/01/2016	08/17/2021	67753824	1,675.00
BH4	10750007	028	UT	LR	01/01/2018	306T6216	GL	FDT3414	E	MARTINEZ MARIA	07/11/2018	08/10/2021	67748523	1,650.00
BH4	16250030	028	UT	LR	01/01/2020	306T6425	GL	FQL8500	E	JAMES AARON	08/02/2020	08/12/2021	67751608	1,650.00
BH4	16250030	028	UT	LR	01/01/2020	306T6216	GL	FMW8078	E	BRUCE NATALIE	04/16/2020	08/30/2021	67764385	1,627.50
BH4	14910	028	UT	LR	01/01/2019	306T6216	GL	FMW6157	E	FUJA TANNIN	07/22/2019	09/24/2021	67783485	1,590.00

CSS General Liability & Auto Liability Disbursements
Aug 2021 - Sep 2021 - By Check Amount

Client Code	Organization Code	Adjusting Office	State	Claim Designator	Policy Effective Date	Policy Number	Line	Claim Number	Payment Type	Claimant Name	Loss Date	Charge Date	Check Number	Check Amount
BH4	11910GLX	028	UT	LR	01/01/2021	306T6216	GL	FRW5982	E	JOHN DREWRY	08/16/2021	09/22/2021	67780767	1,580.00
BH4	13980009	028	UT	LR	01/01/2020	306T6216	GL	FPA3282	E	JACKSON ANDREW	07/17/2020	09/17/2021	67778447	1,579.50
BH4	20110	028	UT	AD	01/01/2021	306T6228	AL	FRW6134	C	LANCE HATCH	08/18/2021	09/29/2021	2285596	1,558.63
BH4	12180	028	UT	LR	01/01/2018	306T6216	GL	FDT5833	E	PILLSBURY DAWN	05/29/2018	09/14/2021	67774399	1,546.42
BH4	13270	028	UT	LR	01/01/2016	306T6216	GL	E7V9916	E	OLSEN JOEL	07/27/2016	08/13/2021	67752185	1,540.00
BH4	17900	028	UT	LR	01/01/2020	306T6216	GL	FQL2984	E	WIMMER CARL	12/09/2020	09/07/2021	67769416	1,485.00
BH4	14600	028	UT	LR	01/01/2018	306T6216	GL	FEX2696	E	LAW JESSICA M	01/20/2018	08/30/2021	67764384	1,353.00
BH4	12550	028	UT	LR	01/01/2021	306T6216	GL	FRW2272	C	WILLIAMS TRAVIS	06/21/2021	09/24/2021	67783018	1,188.88
BH4	11520	028	UT	AD	01/01/2021	306T6228	AL	FRW3451	C	JAMIE BLACK	06/13/2021	08/10/2021	67747963	1,187.20
BH4	14190018	028	UT	AB	01/01/2021	306T6228	AL	FRW5879	C	BOECKMANN ERIC	08/05/2021	09/01/2021	67765235	1,158.14
BH4	13350	028	UT	LR	01/01/2021	306T6216	GL	FRW3885	C	DICKERSON TREVOR	07/12/2021	08/09/2021	67747382	1,156.56
BH4	14050GLX	028	UT	LR	01/01/2021	306T6216	GL	FQL4640	E	/RESORT CENTER AS	02/12/2021	08/12/2021	67751607	1,144.00
BH4	12420	028	UT	LR	01/01/2018	306T6216	GL	FMW9421	E	/MILLVILLE-NIBLEY	02/15/2018	09/08/2021	67770101	1,140.00
BH4	13050	028	UT	LR	01/01/2017	306T6216	GL	FKP5700	E	/CRS CONSULTING	01/01/2017	09/16/2021	67777267	1,117.50
BH4	306T5220CSSC	028	UT	LR	01/01/2020	306T6425	GL	FRW4907	E	ANDREW JACKSON	07/17/2020	08/04/2021	67743670	1,114.00
BH4	14750	028	UT	AB	01/01/2021	306T6228	AL	FRW4248	C	MANDY BATY	07/20/2021	08/17/2021	67753399	1,101.68
BH4	20120	028	UT	LR	01/01/2021	306T6216	GL	FRW4250	C	ALLEN DUDACK	07/01/2021	08/13/2021	67751749	1,099.36
BH4	13980009	028	UT	LR	01/01/2021	306T6425	GL	FRW0877	C	WOOD GARY C	05/22/2021	09/22/2021	67780076	1,069.50
BH4	11370	028	UT	AD	01/01/2021	306T6228	AL	FRW4406	C	ERICKSON DAVID	07/21/2021	09/07/2021	67769412	1,065.18
BH4	10600	028	UT	LR	01/01/2020	306T6216	GL	FQJ0970	E	SANDERSON BRENT	09/09/2020	08/25/2021	67760460	1,054.00
BH4	14190007	028	UT	LR	01/01/2021	306T6216	GL	FRW3423	C	DIANA L ARMSTRONG	06/10/2021	08/26/2021	2276802	1,037.69
BH4	11620	028	UT	LR	01/01/2019	306T6216	GL	FPA0546	E	MAW KERRY J	06/04/2019	09/10/2021	67773067	1,037.15
BH4	13270	028	UT	LR	01/01/2016	306T6216	GL	E7V9916	E	OLSEN JOEL	07/27/2016	09/22/2021	67780760	1,034.00
BH4	11740	028	UT	LR	01/01/2018	306T6216	GL	FEX3647	E	SMITH KELLY C	12/04/2018	08/30/2021	67764387	1,028.36
BH4	12180	028	UT	PP	01/01/2019	306T6228	AL	FKF8553	E	MOYER SHAYLA	09/04/2019	09/14/2021	67774234	1,014.75
BH4	14750	028	UT	AB	01/01/2021	306T6228	AL	FRW4248	C	MANDY BATY	07/20/2021	08/13/2021	67751748	1,000.00
BH4	14480022	028	UT	LR	01/01/2014	306T6216	GL	ESG4808	E	FINLINSON GEORGE	07/29/2014	09/09/2021	67772551	975.00
BH4	16080ALX	028	UT	AD	01/01/2021	306T6228	AL	FRW6209	C	/SUNRISE SENIOR L	08/19/2021	09/22/2021	67780078	900.00
BH4	13200007	028	UT	LR	01/01/2019	306T6216	GL	FPA4687	E	ATKIN JEREMY F	12/27/2019	09/08/2021	67769758	890.00
BH4	14930002	028	UT	AB	01/01/2021	306T6228	AL	FRW1345	C	OLSON TRACY	06/07/2021	08/18/2021	67754037	816.08
BH4	13350	028	UT	AD	01/01/2021	306T6228	AL	FRW4629	C	HAYLIE HANSEN	07/26/2021	08/27/2021	2277020	811.58
BH4	16230003	028	UT	LR	01/01/2016	306T6216	GL	FKP8652	E	BLOXHAM-TUIMASEVE	02/01/2016	08/24/2021	67759187	800.00
BH4	11640GLX	028	UT	LR	01/01/2021	306T6216	GL	FRW5965	E	JASON JARVIE	08/03/2021	09/28/2021	67784646	789.75
BH4	14520	028	UT	LR	01/01/2020	306T6216	GL	FQL0193	E	BRUCE NATALIE	05/18/2020	08/12/2021	67751602	787.50
BH4	12180	028	UT	LR	01/01/2019	306T6216	GL	FRW2274	E	ROYER DANIEL	09/08/2019	09/13/2021	67773569	767.25
BH4	14750	028	UT	AB	01/01/2021	306T6228	AL	FRW4248	C	BATY MANDY	07/20/2021	09/09/2021	2280502	765.68
BH4	13020007	028	UT	LR	01/01/2017	306T6216	GL	FLU0671	E	THAYNE TRENT	12/17/2017	08/12/2021	67751605	736.50

CSS General Liability & Auto Liability Disbursements
Aug 2021 - Sep 2021 - By Check Amount

Client Code	Organization Code	Adjusting Office	State	Claim Designator	Policy Effective Date	Policy Number	Line	Claim Number	Payment Type	Claimant Name	Loss Date	Charge Date	Check Number	Check Amount
BH4	14240	028	UT	LR	01/01/2021	306T6216	GL	FRW5702	E	COLLEEN L DUDLEST	03/03/2021	09/23/2021	67782745	731.25
BH4	11620	028	UT	LR	01/01/2019	306T6216	GL	FPA0546	E	MAW KERRY J	06/04/2019	09/13/2021	67773662	730.40
BH4	306T5220CSSC	028	UT	LR	01/01/2020	306T6425	GL	FRW7686	E	HALEY BURY	08/12/2020	09/20/2021	67779293	636.50
BH4	306T5220CSSC	028	UT	LR	01/01/2021	306T6425	GL	FRW4910	E	/RESORT CENTER AS	02/12/2021	08/05/2021	67746075	627.00
BH4	15320001	028	UT	LR	01/01/2018	306T6216	GL	FRW4426	E	ROWLAND DWAYNE T	11/01/2018	09/08/2021	67769912	614.25
BH4	11690ALX	028	UT	AD	01/01/2021	306T6228	AL	FRW6893	C	MARGARET JORQUERA	09/01/2021	09/21/2021	67779876	610.39
BH4	16690019	028	UT	AD	01/01/2021	306T6228	AL	FRW5938	C	/UTAH TRANSIT AUT	08/13/2021	09/24/2021	67783019	593.46
BH4	16690019	028	UT	AD	01/01/2021	306T6228	AL	FRW5926	C	GEORGIA D FARR	08/13/2021	08/25/2021	67759762	577.35
BH4	14190GLX	028	UT	LR	01/01/2019	306T6216	GL	FQL7100	E	/EDRA COMMUNITY A	12/04/2019	09/21/2021	67779908	577.00
BH4	15530004	028	UT	PP	01/01/2019	306T6228	AL	FLU1689	E	MILLER MARIA	08/30/2019	08/11/2021	67749163	576.00
BH4	11030001	028	UT	LR	01/01/2018	306T6216	GL	FDT2979	E	ORME EVELEE	07/28/2018	09/08/2021	67769908	555.75
BH4	13660002005	028	UT	LR	01/01/2021	306T6216	GL	FQL4068	C	LINDA KEMER	02/02/2021	08/27/2021	67763076	551.97
BH4	13050	028	UT	LR	01/01/2017	306T6216	GL	FKP5700	E	/CRS CONSULTING	01/01/2017	09/16/2021	67777265	539.34
BH4	12230003013	028	UT	LR	01/01/2021	306T6216	GL	FRW4766	C	JASON MILLER	07/28/2021	08/31/2021	67764586	535.56
BH4	14680002	028	UT	LR	01/01/2019	306T6216	GL	FKP5905	E	LEEDS COURTNEY	06/25/2019	09/22/2021	67780766	520.00
BH4	16250030	028	UT	LR	01/01/2020	306T6216	GL	FMW8078	E	BRUCE NATALIE	04/16/2020	09/09/2021	67772638	510.00
BH4	10580	028	UT	LR	01/01/2021	306T6216	GL	FRW5710	E	W-GLADE BERRY	06/10/2021	09/15/2021	67775309	497.25
BH4	14580010	028	UT	LR	01/01/2018	306T6216	GL	FMW0589	E	THOMAS DARIN	05/05/2018	09/16/2021	67777242	477.00
BH4	14600	028	UT	LR	01/01/2018	306T6216	GL	FEX2696	E	LAW JESSICA M	01/20/2018	08/16/2021	67753024	470.30
BH4	15530004	028	UT	PP	01/01/2019	306T6228	AL	FLU1689	E	MILLER MARIA	08/30/2019	09/29/2021	33193756	460.10
BH4	14180006	028	UT	AB	01/01/2021	306T6228	AL	FRW3669	C	DENNIS NOKES	07/09/2021	09/08/2021	67769695	391.86
BH4	14190008	028	UT	LR	01/01/2021	306T6425	GL	FRW1576	C	TRISHA REINMUTH	05/20/2021	08/05/2021	67745616	390.00
BH4	306T6197CSSS	028	UT	LR	01/01/2019	306T6425	GL	FRW7683	E	ROBERT RUSSO	04/01/2019	09/20/2021	67779292	390.00
BH4	13300	028	UT	LR	01/01/2018	306T6216	GL	FEX4303	E	ROGERS BRAXTON	02/05/2018	08/16/2021	67753044	381.00
BH4	14050	028	UT	LR	01/01/2002	306T6197	GL	ESP8295	E	/R AND S	01/18/2002	08/13/2021	67752184	375.00
BH4	16250030	028	UT	LR	01/01/2020	306T6425	GL	FQL8500	E	JAMES AARON	08/02/2020	09/08/2021	67769759	365.00
BH4	12180	028	UT	LR	01/01/2018	306T6216	GL	FDT5833	E	PILLSBURY DAWN	05/29/2018	08/10/2021	67748524	334.50
BH4	14480	028	UT	AB	01/01/2015	306T6228	AL	FEX7314	E	GILES KC L	04/14/2015	09/01/2021	33106212	321.00
BH4	14190005	028	UT	LR	01/01/2019	306T6216	GL	FPA3276	E	WEBB KENNETH J	09/04/2019	08/10/2021	67748526	317.00
BH4	14050GLX	028	UT	LR	01/01/2021	306T6216	GL	FQL4640	E	/RESORT CENTER AS	02/12/2021	09/17/2021	67778583	308.00
BH4	14480022036	028	UT	LR	01/01/2017	306T6216	GL	FKP0993	E	EMANUELSON KRISTI	12/24/2017	08/23/2021	67758431	299.28
BH4	306T5220CSSC	028	UT	LR	01/01/2019	306T6425	GL	FRW7685	E	TANNIN FUJA	07/22/2019	09/21/2021	67779910	289.00
BH4	16250030	028	UT	LR	01/01/2020	306T6425	GL	FQL8500	E	JAMES AARON	08/02/2020	09/28/2021	77331676	276.00
BH4	12810	028	UT	LR	01/01/2014	306T6216	GL	E1E6877	E	UTRILLA DAVID	08/05/2014	09/14/2021	67774397	275.00
BH4	17310007	028	UT	AB	01/01/2018	306T6228	AL	FCJ6118	E	BOWLES TIFFANY	04/17/2018	09/22/2021	67780761	273.00
BH4	11370	028	UT	AD	01/01/2021	306T6228	AL	FRW4406	C	ERICKSON DAVID	07/21/2021	09/23/2021	67782484	253.42
BH4	16280	028	UT	LR	01/01/2019	306T6216	GL	FQL8836	E	ARMSTRONG CHARLES	03/21/2019	08/16/2021	67753043	253.00
BH4	11740	028	UT	LR	01/01/2018	306T6216	GL	FEX3647	E	SMITH KELLY C	12/04/2018	08/02/2021	67742226	238.50
BH4	15320GLX	028	UT	LR	01/01/2021	306T6216	GL	FRW0148	E	BRUCE TRAVELLER	03/03/2021	08/06/2021	67746598	234.00

CSS General Liability & Auto Liability Disbursements
Aug 2021 - Sep 2021 - By Check Amount

Client Code	Organization Code	Adjusting Office	State	Claim Designator	Policy Effective Date	Policy Number	Line	Claim Number	Payment Type	Claimant Name	Loss Date	Charge Date	Check Number	Check Amount
BH4	11490022007	028	UT	AD	01/01/2021	306T6228	AL	FRW7165	C	/CINEMA COURT APA	09/06/2021	09/30/2021	67787463	226.20
BH4	306T5220CSCC	028	UT	LR	01/01/2020	306T6425	GL	FRW7689	E	CARL WIMMER	12/09/2020	09/22/2021	67780764	214.50
BH4	17820	028	UT	LR	01/01/2021	306T6216	GL	FRW4140	E	JARED HACKETT	06/30/2021	08/06/2021	67746599	204.75
BH4	11490	028	UT	LR	01/01/2021	306T6425	GL	FRW4992	E	/AMERICAN ROCKY M	07/01/2021	09/10/2021	67772970	204.75
BH4	11490005	028	UT	LR	01/01/2021	306T6216	GL	FRW5022	E	/PEAK VIEW DEVELO	03/02/2021	09/23/2021	67782744	204.75
BH4	14030	028	UT	LR	01/01/2019	306T6216	GL	FKP8846	E	WEST JULIE-PAUL	07/29/2019	08/13/2021	67752187	176.00
BH4	14580010	028	UT	LR	01/01/2018	306T6216	GL	FMW0589	E	THOMAS DARIN	05/05/2018	08/10/2021	67748525	175.00
BH4	16250030	028	UT	LR	01/01/2020	306T6425	GL	FQL8500	E	JAMES AARON	08/02/2020	09/27/2021	77327789	168.00
BH4	11740	028	UT	LR	01/01/2018	306T6216	GL	FEX3647	E	SMITH KELLY C	12/04/2018	09/30/2021	67788013	160.54
BH4	16000	028	UT	PP	01/01/2018	306T6228	AL	FCU9718	E	HANSEN MITCHEL	06/23/2018	08/11/2021	67748954	155.00
BH4	14400	028	UT	LR	01/01/2019	306T6216	GL	FLU6589	E	MASSEY ADAM	04/01/2019	09/22/2021	67780762	154.00
BH4	14190004	028	UT	LR	01/01/2019	306T6216	GL	FQL1450	E	MATHEWS KYLE T	01/24/2019	08/16/2021	67753042	152.00
BH4	13050	028	UT	LR	01/01/2017	306T6216	GL	FKP5700	E	/CRS CONSULTING	01/01/2017	08/20/2021	67757373	149.64
BH4	13980009	028	UT	LR	01/01/2020	306T6216	GL	FPA3282	E	JACKSON ANDREW	07/17/2020	08/06/2021	67746597	146.25
BH4	11030001	028	UT	LR	01/01/2018	306T6216	GL	FDT2979	E	ORME EVELEE	07/28/2018	09/03/2021	67768663	146.25
BH4	14180	028	UT	LR	01/01/2021	306T6216	GL	FQL8665	E	/NARWAHL PROPERTI	04/09/2021	09/08/2021	67769911	146.25
BH4	12940	028	UT	LR	01/01/2021	306T6216	GL	FRW4737	C	SALVADOR CRUZ-PER	07/18/2021	08/31/2021	67764584	138.00
BH4	10580	028	UT	LR	01/01/2020	306T6216	GL	FPA5457	E	/JP BARRY CONSTRU	08/19/2020	09/20/2021	67779294	135.00
BH4	11490022007	028	UT	AD	01/01/2021	306T6228	AL	FRW7165	C	/CINEMA COURT APA	09/06/2021	09/30/2021	67787464	126.35
BH4	13160001	028	UT	LR	01/01/2020	306T6216	GL	FPA9355	E	MCARTHUR GAI	11/03/2020	09/16/2021	67777786	125.00
BH4	15320ALX	028	UT	AD	01/01/2021	306T6228	AL	FQJ6941	C	GODFREY DONNA	06/30/2021	08/17/2021	67753268	119.94
BH4	11030001	028	UT	LR	01/01/2018	306T6216	GL	FDT2979	E	ORME EVELEE	07/28/2018	08/06/2021	67746596	117.00
BH4	12180	028	UT	LR	01/01/2019	306T6216	GL	FRW2274	E	DANIEL ROYER	09/08/2019	08/13/2021	67752075	117.00
BH4	15320001	028	UT	LR	01/01/2018	306T6216	GL	FRW4426	E	DWAYNE T ROWLAND	11/01/2018	08/19/2021	67756854	117.00
BH4	15530004	028	UT	PP	01/01/2019	306T6228	AL	FLU1689	E	MILLER MARIA	08/30/2019	09/16/2021	67777618	117.00
BH4	17310007	028	UT	AB	01/01/2018	306T6228	AL	FCJ6118	E	BOWLES TIFFANY	04/17/2018	08/12/2021	67751604	100.00
BH4	306T5220CSCC	028	UT	LR	01/01/2019	306T6425	GL	FRW4911	E	COURTNEY LEEDS	06/25/2019	08/04/2021	67743671	97.50
BH4	15320GLX	028	UT	LR	01/01/2021	306T6216	GL	FRW0148	E	TRAVELLER BRUCE	03/03/2021	09/17/2021	67778448	87.75
BH4	11860	028	UT	LR	01/01/2019	306T6216	GL	FKP4199	E	CHRISTIANSEN KOLB	03/01/2019	08/12/2021	67751603	87.50
BH4	16250030	028	UT	LR	01/01/2020	306T6425	GL	FQL8500	E	JAMES AARON	08/02/2020	09/29/2021	77336456	84.00
BH4	15320005	028	UT	LR	01/01/2020	306T6216	GL	FPA8811	E	BURY HALEY	08/12/2020	08/10/2021	67748527	75.00
BH4	16250030	028	UT	LR	01/01/2020	306T6425	GL	FQL8500	E	JAMES AARON	08/02/2020	09/22/2021	77314597	72.00
BH4	14190GLX	028	UT	LR	01/01/2019	306T6216	GL	FQL7100	E	/EDRA COMMUNITY A	12/04/2019	08/10/2021	67748528	66.00
BH4	16620	028	UT	LR	01/01/2020	306T6216	GL	FPA7747	E	/LOWE LAND TK, LL	03/09/2020	09/14/2021	67774402	60.00
BH4	306T5220CSCC	028	UT	LR	01/01/2020	306T6425	GL	FRW4904	E	ANDREW JACKSON	07/17/2020	08/04/2021	67743669	58.50
BH4	16250020	028	UT	LR	01/01/2019	306T6216	GL	FLU7149	E	MORSE JUDITH	05/16/2019	08/11/2021	67749164	58.50
BH4	14400	028	UT	LR	01/01/2019	306T6216	GL	FLU6589	E	MASSEY ADAM	04/01/2019	09/08/2021	67769909	58.50
BH4	14480002	028	UT	LR	01/01/2017	306T6216	GL	FQL7728	E	LEYVA YOLANDA-LET	03/14/2017	09/08/2021	67769910	58.50
BH4	15530004	028	UT	PP	01/01/2019	306T6228	AL	FLU1689	E	MILLER MARIA	08/30/2019	09/29/2021	33193755	53.50

**CSS General Liability & Auto Liability Disbursements
Aug 2021 - Sep 2021 - By Check Amount**

Client Code	Organization Code	Adjusting Office	State	Claim Designator	Policy Effective Date	Policy Number	Line	Claim Number	Payment Type	Claimant Name	Loss Date	Charge Date	Check Number	Check Amount
BH4	15320001	028	UT	LR	01/01/2016	306T6216	GL	FBU3865	E	MENA JOSE	09/20/2016	08/30/2021	67764386	51.00
BH4	14980	028	UT	LR	01/01/2017	306T6216	GL	FDT3730	E	AFFLECK DAVID G	12/22/2017	09/09/2021	67770870	50.00
BH4	16280	028	UT	LR	01/01/2019	306T6216	GL	FQL8836	E	ARMSTRONG CHARLES	03/21/2019	09/22/2021	67780763	50.00
BH4	15320001	028	UT	AB	01/01/2020	306T6228	AL	FQL1820	C	NUMMER MATTHEW	12/16/2020	08/25/2021	67762330	47.20
BH4	16620	028	UT	LR	01/01/2020	306T6216	GL	FPA7747	E	/LOWE LAND TK, LL	03/09/2020	08/10/2021	67748529	44.00
BH4	306T5220CSSC	028	UT	LR	01/01/2019	306T6425	GL	FRW5698	E	ROBERT RUSSO	04/01/2019	08/17/2021	67753826	39.00
BH4	11860	028	UT	LR	01/01/2019	306T6216	GL	FKP4199	E	CHRISTIANSEN KOLB	03/01/2019	08/05/2021	67746074	35.00
BH4	10430	028	UT	LR	01/01/2020	306T6216	GL	FPA7043	E	DOUGLAS REATH	09/06/2020	09/29/2021	33193983	32.10
BH4	14480002	028	UT	LR	01/01/2017	306T6216	GL	FQL7728	E	LEYVA YOLANDA-LET	03/14/2017	08/10/2021	67748350	29.25
BH4	17310005	028	UT	AB	01/01/2020	306T6228	AL	FLW8134	E	MUIR SUZANNE	03/16/2020	09/16/2021	67777619	29.25
BH4	14980	028	UT	LR	01/01/2017	306T6216	GL	FDT3730	E	AFFLECK DAVID G	12/22/2017	08/13/2021	67752186	25.00
BH4	14400	028	UT	LR	01/01/2019	306T6216	GL	FLU6589	E	MASSEY ADAM	04/01/2019	08/13/2021	67752188	22.00
BH4	14180006	028	UT	AB	01/01/2021	306T6228	AL	FRW3669	C	NOKES DENNIS	07/09/2021	09/27/2021	63724023	(553.00)
BH4	16290	028	UT	AD	01/01/2021	306T6228	AL	FRW3477	C	SHAKESPEAR WHITNE	07/08/2021	08/27/2021	63721755	(1,128.00)
BH4	17310PRX	028	UT	AD	01/01/2021	306T6228	AL	FRW4053	C	RICHINS SHANE	07/13/2021	09/22/2021	67751747	(2,125.30)
Total													202	\$ 513,913.50

CSS General Liability & Auto Liability Disbursements
Aug 2021 - Sep 2021 - By Check Number

Client Code	Organization Code	Adjusting Office	State	Claim Designator	Policy Effective Date	Policy Number	Line	Claim Number	Payment Type	Claimant Name	Loss Date	Charge Date	Check Number	Check Amount
BH4	13300	028	UT	LR	01/01/2021	306T6216	GL	FRW6370	C	SHYANN SEXTON	07/26/2021	09/21/2021	141784	8,575.28
BH4	13350	028	UT	AD	01/01/2021	306T6228	AL	FRW4629	C	HAYLIE HANSEN	07/26/2021	08/11/2021	394480	7,016.59
BH4	20110	028	UT	AD	01/01/2021	306T6228	AL	FRW6134	C	LANCE HATCH	08/18/2021	09/23/2021	417855	6,306.38
BH4	13300	028	UT	LR	01/01/2018	306T6216	GL	FEX4303	E	ROGERS BRAXTON	02/05/2018	08/13/2021	2273427	1,677.50
BH4	14190007	028	UT	LR	01/01/2021	306T6216	GL	FRW3423	C	DIANA L ARMSTRONG	06/10/2021	08/26/2021	2276802	1,037.69
BH4	13350	028	UT	AD	01/01/2021	306T6228	AL	FRW4629	C	HAYLIE HANSEN	07/26/2021	08/27/2021	2277020	811.58
BH4	14750	028	UT	AB	01/01/2021	306T6228	AL	FRW4248	C	BATY MANDY	07/20/2021	09/09/2021	2280502	765.68
BH4	20110	028	UT	AD	01/01/2021	306T6228	AL	FRW6134	C	LANCE HATCH	08/18/2021	09/29/2021	2285596	1,558.63
BH4	14480	028	UT	AB	01/01/2015	306T6228	AL	FEX7314	E	GILES KC L	04/14/2015	09/01/2021	33106212	321.00
BH4	15530004	028	UT	PP	01/01/2019	306T6228	AL	FLU1689	E	MILLER MARIA	08/30/2019	09/29/2021	33193755	53.50
BH4	15530004	028	UT	PP	01/01/2019	306T6228	AL	FLU1689	E	MILLER MARIA	08/30/2019	09/29/2021	33193756	460.10
BH4	10430	028	UT	LR	01/01/2020	306T6216	GL	FPA7043	E	DOUGLAS REATH	09/06/2020	09/29/2021	33193983	32.10
BH4	16290	028	UT	AD	01/01/2021	306T6228	AL	FRW3477	C	SHAKESPEAR WHITNE	07/08/2021	08/27/2021	63721755	(1,128.00)
BH4	14180006	028	UT	AB	01/01/2021	306T6228	AL	FRW3669	C	NOKES DENNIS	07/09/2021	09/27/2021	63724023	(553.00)
BH4	15320001	028	UT	AB	01/01/2020	306T6228	AL	FQL1820	C	NUMMER MATTHEW	12/16/2020	08/02/2021	67741838	7,436.22
BH4	11740	028	UT	LR	01/01/2018	306T6216	GL	FEX3647	E	SMITH KELLY C	12/04/2018	08/02/2021	67742226	238.50
BH4	15320GLX	028	UT	LR	01/01/2021	306T6216	GL	FRW0148	E	BRUCE TRAVELLER	03/03/2021	08/04/2021	67743544	3,627.00
BH4	306T5220CSSC	028	UT	AD	01/01/2021	306T6228	AL	FRW4406	C	DAVID ERICKSON	07/21/2021	08/04/2021	67743665	2,546.01
BH4	306T5220CSSC	028	UT	LR	01/01/2020	306T6425	GL	FRW4904	E	ANDREW JACKSON	07/17/2020	08/04/2021	67743669	58.50
BH4	306T5220CSSC	028	UT	LR	01/01/2020	306T6425	GL	FRW4907	E	ANDREW JACKSON	07/17/2020	08/04/2021	67743670	1,114.00
BH4	306T5220CSSC	028	UT	LR	01/01/2019	306T6425	GL	FRW4911	E	COURTNEY LEEDS	06/25/2019	08/04/2021	67743671	97.50
BH4	14190008	028	UT	LR	01/01/2021	306T6425	GL	FRW1576	C	TRISHA REINMUTH	05/20/2021	08/05/2021	67745616	390.00
BH4	16250030	028	UT	LR	01/01/2020	306T6216	GL	FMW8078	E	BRUCE NATALIE	04/16/2020	08/05/2021	67745825	3,136.50
BH4	11860	028	UT	LR	01/01/2019	306T6216	GL	FKP4199	E	CHRISTIANSSEN KOLB	03/01/2019	08/05/2021	67746074	35.00
BH4	306T5220CSSC	028	UT	LR	01/01/2021	306T6425	GL	FRW4910	E	/RESORT CENTER AS	02/12/2021	08/05/2021	67746075	627.00
BH4	11030001	028	UT	LR	01/01/2018	306T6216	GL	FDT2979	E	ORME EVELEE	07/28/2018	08/06/2021	67746596	117.00
BH4	13980009	028	UT	LR	01/01/2020	306T6216	GL	FPA3282	E	JACKSON ANDREW	07/17/2020	08/06/2021	67746597	146.25
BH4	15320GLX	028	UT	LR	01/01/2021	306T6216	GL	FRW0148	E	BRUCE TRAVELLER	03/03/2021	08/06/2021	67746598	234.00
BH4	17820	028	UT	LR	01/01/2021	306T6216	GL	FRW4140	E	JARED HACKETT	06/30/2021	08/06/2021	67746599	204.75
BH4	13350	028	UT	LR	01/01/2021	306T6216	GL	FRW3885	C	DICKERSON TREVOR	07/12/2021	08/09/2021	67747382	1,156.56
BH4	11830009	028	UT	LR	01/01/2020	306T6216	GL	FQL2275	E	BLACKMORE DANYALE	01/06/2020	08/09/2021	67747593	4,488.75
BH4	11520	028	UT	AD	01/01/2021	306T6228	AL	FRW3451	C	JAMIE BLACK	06/13/2021	08/10/2021	67747963	1,187.20
BH4	13350	028	UT	AD	01/01/2021	306T6228	AL	FRW4629	C	HAYLIE HANSEN	07/26/2021	08/10/2021	67748097	7,939.38
BH4	13200007	028	UT	LR	01/01/2019	306T6216	GL	FPA4687	E	ATKIN JEREMY F	12/27/2019	08/10/2021	67748167	1,995.00
BH4	16250030	028	UT	LR	01/01/2020	306T6425	GL	FQL8500	E	JAMES AARON	08/02/2020	08/10/2021	67748168	2,075.00
BH4	14480002	028	UT	LR	01/01/2017	306T6216	GL	FQL7728	E	LEYVA YOLANDA-LET	03/14/2017	08/10/2021	67748350	29.25

**CSS General Liability & Auto Liability Disbursements
Aug 2021 - Sep 2021 - By Check Number**

Client Code	Organization Code	Adjusting Office	State	Claim Designator	Policy Effective Date	Policy Number	Line	Claim Number	Payment Type	Claimant Name	Loss Date	Charge Date	Check Number	Check Amount
BH4	10750007	028	UT	LR	01/01/2018	306T6216	GL	FDT3414	E	MARTINEZ MARIA	07/11/2018	08/10/2021	67748523	1,650.00
BH4	12180	028	UT	LR	01/01/2018	306T6216	GL	FDT5833	E	PILLSBURY DAWN	05/29/2018	08/10/2021	67748524	334.50
BH4	14580010	028	UT	LR	01/01/2018	306T6216	GL	FMW0589	E	THOMAS DARIN	05/05/2018	08/10/2021	67748525	175.00
BH4	14190005	028	UT	LR	01/01/2019	306T6216	GL	FPA3276	E	WEBB KENNETH J	09/04/2019	08/10/2021	67748526	317.00
BH4	15320005	028	UT	LR	01/01/2020	306T6216	GL	FPA8811	E	BURY HALEY	08/12/2020	08/10/2021	67748527	75.00
BH4	14190GLX	028	UT	LR	01/01/2019	306T6216	GL	FQL7100	E	/EDRA COMMUNITY A	12/04/2019	08/10/2021	67748528	66.00
BH4	16620	028	UT	LR	01/01/2020	306T6216	GL	FPA7747	E	/LOWE LAND TK, LL	03/09/2020	08/10/2021	67748529	44.00
BH4	16130	028	UT	LR	01/01/2021	306T6216	GL	FRW4573	C	MICK GARRISON	06/06/2021	08/11/2021	67748706	5,000.00
BH4	16000	028	UT	PP	01/01/2018	306T6228	AL	FCU9718	E	HANSEN MITCHEL	06/23/2018	08/11/2021	67748954	155.00
BH4	15530004	028	UT	PP	01/01/2019	306T6228	AL	FLU1689	E	MILLER MARIA	08/30/2019	08/11/2021	67749163	576.00
BH4	16250020	028	UT	LR	01/01/2019	306T6216	GL	FLU7149	E	MORSE JUDITH	05/16/2019	08/11/2021	67749164	58.50
BH4	14980	028	UT	LR	01/01/2019	306T6216	GL	FMW9618	E	JUDITH E MORSE	05/16/2019	08/11/2021	67749165	8,304.75
BH4	11520	028	UT	AD	01/01/2021	306T6228	AL	FRW3451	C	JAMIE BLACK	06/13/2021	08/12/2021	67751194	3,020.36
BH4	12940	028	UT	LR	01/01/2021	306T6216	GL	FRW4737	C	SALVADOR CRUZ-PER	07/18/2021	08/12/2021	67751438	2,401.46
BH4	14520	028	UT	LR	01/01/2020	306T6216	GL	FQL0193	E	BRUCE NATALIE	05/18/2020	08/12/2021	67751602	787.50
BH4	11860	028	UT	LR	01/01/2019	306T6216	GL	FKP4199	E	CHRISTIANSEN KOLB	03/01/2019	08/12/2021	67751603	87.50
BH4	17310007	028	UT	AB	01/01/2018	306T6228	AL	FCJ6118	E	BOWLES TIFFANY	04/17/2018	08/12/2021	67751604	100.00
BH4	13020007	028	UT	LR	01/01/2017	306T6216	GL	FLU0671	E	THAYNE TRENT	12/17/2017	08/12/2021	67751605	736.50
BH4	12370001	028	UT	LR	01/01/2015	306T6216	GL	FMW3757	E	DAVID LYNN A	01/01/2015	08/12/2021	67751606	10,412.70
BH4	14050GLX	028	UT	LR	01/01/2021	306T6216	GL	FQL4640	E	/RESORT CENTER AS	02/12/2021	08/12/2021	67751607	1,144.00
BH4	16250030	028	UT	LR	01/01/2020	306T6425	GL	FQL8500	E	JAMES AARON	08/02/2020	08/12/2021	67751608	1,650.00
BH4	16250030	028	UT	LR	01/01/2020	306T6425	GL	FQL8500	E	JAMES AARON	08/02/2020	08/12/2021	67751609	11,891.00
BH4	17310PRX	028	UT	AD	01/01/2021	306T6228	AL	FRW4053	C	SHANE RICHINS	07/13/2021	08/13/2021	67751747	2,125.30
BH4	17310PRX	028	UT	AD	01/01/2021	306T6228	AL	FRW4053	C	RICHINS SHANE	07/13/2021	09/22/2021	67751747	(2,125.30)
BH4	14750	028	UT	AB	01/01/2021	306T6228	AL	FRW4248	C	MANDY BATY	07/20/2021	08/13/2021	67751748	1,000.00
BH4	20120	028	UT	LR	01/01/2021	306T6216	GL	FRW4250	C	ALLEN DUDACK	07/01/2021	08/13/2021	67751749	1,099.36
BH4	14480002	028	UT	LR	01/01/2021	306T6216	GL	FRW0646	E	SCOTT JENSEN	01/27/2021	08/13/2021	67752074	3,488.85
BH4	12180	028	UT	LR	01/01/2019	306T6216	GL	FRW2274	E	DANIEL ROYER	09/08/2019	08/13/2021	67752075	117.00
BH4	14050	028	UT	LR	01/01/2002	306T6197	GL	ESP8295	E	/R AND S	01/18/2002	08/13/2021	67752184	375.00
BH4	13270	028	UT	LR	01/01/2016	306T6216	GL	E7V9916	E	OLSEN JOEL	07/27/2016	08/13/2021	67752185	1,540.00
BH4	14980	028	UT	LR	01/01/2017	306T6216	GL	FDT3730	E	AFFLECK DAVID G	12/22/2017	08/13/2021	67752186	25.00
BH4	14030	028	UT	LR	01/01/2019	306T6216	GL	FKP8846	E	WEST JULIE-PAUL	07/29/2019	08/13/2021	67752187	176.00
BH4	14400	028	UT	LR	01/01/2019	306T6216	GL	FLU6589	E	MASSEY ADAM	04/01/2019	08/13/2021	67752188	22.00
BH4	10580	028	UT	LR	01/01/2020	306T6216	GL	FPA5457	E	/JP BARRY CONSTRU	08/19/2020	08/13/2021	67752189	3,891.00
BH4	13300	028	UT	LR	01/01/2018	306T6216	GL	FEX4303	E	ROGERS BRAXTON	02/05/2018	08/16/2021	67752729	4,207.50
BH4	14600	028	UT	LR	01/01/2018	306T6216	GL	FEX2696	E	LAW JESSICA M	01/20/2018	08/16/2021	67753024	470.30

**CSS General Liability & Auto Liability Disbursements
Aug 2021 - Sep 2021 - By Check Number**

Client Code	Organization Code	Adjusting Office	State	Claim Designator	Policy Effective Date	Policy Number	Line	Claim Number	Payment Type	Claimant Name	Loss Date	Charge Date	Check Number	Check Amount
BH4	14190004	028	UT	LR	01/01/2019	306T6216	GL	FQL1450	E	MATHEWS KYLE T	01/24/2019	08/16/2021	67753042	152.00
BH4	16280	028	UT	LR	01/01/2019	306T6216	GL	FQL8836	E	ARMSTRONG CHARLES	03/21/2019	08/16/2021	67753043	253.00
BH4	13300	028	UT	LR	01/01/2018	306T6216	GL	FEX4303	E	ROGERS BRAXTON	02/05/2018	08/16/2021	67753044	381.00
BH4	15320ALX	028	UT	AD	01/01/2021	306T6228	AL	FQJ6941	C	GODFREY DONNA	06/30/2021	08/17/2021	67753268	119.94
BH4	12230002007	028	UT	AD	01/01/2021	306T6228	AL	FRW2096	C	/LOGAN GATEWAY AP	06/14/2021	08/17/2021	67753273	2,930.00
BH4	12230004019	028	UT	AB	01/01/2021	306T6228	AL	FRW2207	C	JANET HERRON	06/11/2021	08/17/2021	67753390	1,712.07
BH4	14750	028	UT	AB	01/01/2021	306T6228	AL	FRW4248	C	MANDY BATY	07/20/2021	08/17/2021	67753398	2,458.48
BH4	14750	028	UT	AB	01/01/2021	306T6228	AL	FRW4248	C	MANDY BATY	07/20/2021	08/17/2021	67753399	1,101.68
BH4	16230003	028	UT	LR	01/01/2016	306T6216	GL	FKP8652	E	BLOXHAM-TUIMASEVE	02/01/2016	08/17/2021	67753824	1,675.00
BH4	16670	028	UT	LR	01/01/2021	306T6216	GL	FQL9728	E	/MUSTANG DEVELOPE	04/12/2021	08/17/2021	67753825	2,795.00
BH4	306T5220CSSC	028	UT	LR	01/01/2019	306T6425	GL	FRW5698	E	ROBERT RUSSO	04/01/2019	08/17/2021	67753826	39.00
BH4	14930002	028	UT	AB	01/01/2021	306T6228	AL	FRW1345	C	OLSON TRACY	06/07/2021	08/18/2021	67754037	816.08
BH4	11620	028	UT	LR	01/01/2019	306T6216	GL	FPA0546	E	MAW KERRY J	06/04/2019	08/18/2021	67754242	3,717.75
BH4	12060	028	UT	AD	01/01/2021	306T6228	AL	FQL4019	C	ANNALISA ALLEN	01/30/2021	08/19/2021	67756620	19,344.78
BH4	15320001	028	UT	LR	01/01/2018	306T6216	GL	FRW4426	E	DWAYNE T ROWLAND	11/01/2018	08/19/2021	67756854	117.00
BH4	13050	028	UT	LR	01/01/2017	306T6216	GL	FKP5700	E	/CRS CONSULTING	01/01/2017	08/20/2021	67757373	149.64
BH4	14480022036	028	UT	LR	01/01/2017	306T6216	GL	FKP0993	E	EMANUELSON KRISTI	12/24/2017	08/23/2021	67758431	299.28
BH4	13050	028	UT	LR	01/01/2017	306T6216	GL	FKP5700	E	/CRS CONSULTING	01/01/2017	08/23/2021	67758654	3,719.50
BH4	16230003	028	UT	LR	01/01/2016	306T6216	GL	FKP8652	E	BLOXHAM-TUIMASEVE	02/01/2016	08/24/2021	67759187	800.00
BH4	17900	028	UT	LR	01/01/2020	306T6216	GL	FQL2984	E	WIMMER CARL	12/09/2020	08/24/2021	67759550	3,718.00
BH4	12550	028	UT	LR	01/01/2021	306T6216	GL	FRW2272	C	TRAVIS WILLIAMS	06/21/2021	08/25/2021	67759757	39,509.72
BH4	16690019	028	UT	AD	01/01/2021	306T6228	AL	FRW5926	C	GEORGIA D FARR	08/13/2021	08/25/2021	67759762	577.35
BH4	10600	028	UT	LR	01/01/2020	306T6216	GL	FQJ0970	E	SANDERSON BRENT	09/09/2020	08/25/2021	67760460	1,054.00
BH4	15320001	028	UT	AB	01/01/2020	306T6228	AL	FQL1820	C	NUMMER MATTHEW	12/16/2020	08/25/2021	67762330	47.20
BH4	11620	028	UT	LR	01/01/2019	306T6216	GL	FPA0546	E	MAW KERRY J	06/04/2019	08/26/2021	67762875	13,203.80
BH4	13660002005	028	UT	LR	01/01/2021	306T6216	GL	FQL4068	C	LINDA KEMER	02/02/2021	08/27/2021	67763076	551.97
BH4	14480026	028	UT	LR	01/01/2017	306T6216	GL	FCU4384	E	GRAVES GREG	08/01/2017	08/27/2021	67763648	9,733.85
BH4	14600	028	UT	LR	01/01/2018	306T6216	GL	FEX2696	E	LAW JESSICA M	01/20/2018	08/30/2021	67764384	1,353.00
BH4	16250030	028	UT	LR	01/01/2020	306T6216	GL	FMW8078	E	BRUCE NATALIE	04/16/2020	08/30/2021	67764385	1,627.50
BH4	15320001	028	UT	LR	01/01/2016	306T6216	GL	FBU3865	E	MENA JOSE	09/20/2016	08/30/2021	67764386	51.00
BH4	11740	028	UT	LR	01/01/2018	306T6216	GL	FEX3647	E	SMITH KELLY C	12/04/2018	08/30/2021	67764387	1,028.36
BH4	12940	028	UT	LR	01/01/2021	306T6216	GL	FRW4737	C	SALVADOR CRUZ-PER	07/18/2021	08/31/2021	67764584	138.00
BH4	12230003013	028	UT	LR	01/01/2021	306T6216	GL	FRW4766	C	JASON MILLER	07/28/2021	08/31/2021	67764585	17,740.00
BH4	12230003013	028	UT	LR	01/01/2021	306T6216	GL	FRW4766	C	JASON MILLER	07/28/2021	08/31/2021	67764586	535.56
BH4	13980009	028	UT	LR	01/01/2021	306T6425	GL	FRW0877	C	WOOD GARY C	05/22/2021	09/01/2021	67765233	2,000.00
BH4	14190018	028	UT	AB	01/01/2021	306T6228	AL	FRW5879	C	BOECKMANN ERIC	08/05/2021	09/01/2021	67765235	1,158.14
BH4	13350	028	UT	AD	01/01/2021	306T6228	AL	FRW4629	C	HANSEN HAYLIE	07/26/2021	09/02/2021	67767681	3,754.99

**CSS General Liability & Auto Liability Disbursements
Aug 2021 - Sep 2021 - By Check Number**

Client Code	Organization Code	Adjusting Office	State	Claim Designator	Policy Effective Date	Policy Number	Line	Claim Number	Payment Type	Claimant Name	Loss Date	Charge Date	Check Number	Check Amount
BH4	11030001	028	UT	LR	01/01/2018	306T6216	GL	FDT2979	E	ORME EVELEE	07/28/2018	09/03/2021	67768663	146.25
BH4	11370	028	UT	AD	01/01/2021	306T6228	AL	FRW4406	C	ERICKSON DAVID	07/21/2021	09/07/2021	67769412	1,065.18
BH4	17900	028	UT	LR	01/01/2020	306T6216	GL	FQL2984	E	WIMMER CARL	12/09/2020	09/07/2021	67769416	1,485.00
BH4	14180006	028	UT	AB	01/01/2021	306T6228	AL	FRW3669	C	DENNIS NOKES	07/09/2021	09/08/2021	67769694	2,269.51
BH4	14180006	028	UT	AB	01/01/2021	306T6228	AL	FRW3669	C	DENNIS NOKES	07/09/2021	09/08/2021	67769695	391.86
BH4	13200007	028	UT	LR	01/01/2019	306T6216	GL	FPA4687	E	ATKIN JEREMY F	12/27/2019	09/08/2021	67769758	890.00
BH4	16250030	028	UT	LR	01/01/2020	306T6425	GL	FQL8500	E	JAMES AARON	08/02/2020	09/08/2021	67769759	365.00
BH4	11030001	028	UT	LR	01/01/2018	306T6216	GL	FDT2979	E	ORME EVELEE	07/28/2018	09/08/2021	67769908	555.75
BH4	14400	028	UT	LR	01/01/2019	306T6216	GL	FLU6589	E	MASSEY ADAM	04/01/2019	09/08/2021	67769909	58.50
BH4	14480002	028	UT	LR	01/01/2017	306T6216	GL	FQL7728	E	LEYVA YOLANDA-LET	03/14/2017	09/08/2021	67769910	58.50
BH4	14180	028	UT	LR	01/01/2021	306T6216	GL	FQL8665	E	/NARWAHL PROPRTI	04/09/2021	09/08/2021	67769911	146.25
BH4	15320001	028	UT	LR	01/01/2018	306T6216	GL	FRW4426	E	ROWLAND DWAYNE T	11/01/2018	09/08/2021	67769912	614.25
BH4	12420	028	UT	LR	01/01/2018	306T6216	GL	FMW9421	E	/MILLVILLE-NIBLEY	02/15/2018	09/08/2021	67770101	1,140.00
BH4	14980	028	UT	LR	01/01/2017	306T6216	GL	FDT3730	E	AFFLECK DAVID G	12/22/2017	09/09/2021	67770870	50.00
BH4	14480022	028	UT	LR	01/01/2014	306T6216	GL	ESG4808	E	FINLINSON GEORGE	07/29/2014	09/09/2021	67772551	975.00
BH4	16250030	028	UT	LR	01/01/2020	306T6216	GL	FMW8078	E	BRUCE NATALIE	04/16/2020	09/09/2021	67772638	510.00
BH4	13060001	028	UT	LR	01/01/2021	306T6216	GL	FRW5650	C	RICK JOHNSON	08/09/2021	09/10/2021	67772720	1,920.42
BH4	11830009	028	UT	LR	01/01/2020	306T6216	GL	FQL2275	E	BLACKMORE DANYALE	01/06/2020	09/10/2021	67772969	3,530.25
BH4	11490	028	UT	LR	01/01/2021	306T6425	GL	FRW4992	E	/AMERICAN ROCKY M	07/01/2021	09/10/2021	67772970	204.75
BH4	11490	028	UT	LR	01/01/2021	306T6425	GL	FRW4992	E	/AMERICAN ROCKY M	07/01/2021	09/10/2021	67773066	16,078.50
BH4	11620	028	UT	LR	01/01/2019	306T6216	GL	FPA0546	E	MAW KERRY J	06/04/2019	09/10/2021	67773067	1,037.15
BH4	12180	028	UT	LR	01/01/2019	306T6216	GL	FRW2274	E	ROYER DANIEL	09/08/2019	09/13/2021	67773569	767.25
BH4	11620	028	UT	LR	01/01/2019	306T6216	GL	FPA0546	E	MAW KERRY J	06/04/2019	09/13/2021	67773662	730.40
BH4	12180	028	UT	PP	01/01/2019	306T6228	AL	FKF8553	E	MOYER SHAYLA	09/04/2019	09/14/2021	67774234	1,014.75
BH4	12810	028	UT	LR	01/01/2014	306T6216	GL	E1E6877	E	UTRILLA DAVID	08/05/2014	09/14/2021	67774397	275.00
BH4	10750007	028	UT	LR	01/01/2018	306T6216	GL	FDT3414	E	MARTINEZ MARIA	07/11/2018	09/14/2021	67774398	2,535.50
BH4	12180	028	UT	LR	01/01/2018	306T6216	GL	FDT5833	E	PILLSBURY DAWN	05/29/2018	09/14/2021	67774399	1,546.42
BH4	15320005	028	UT	LR	01/01/2020	306T6216	GL	FPA8811	E	BURY HALEY	08/12/2020	09/14/2021	67774400	2,059.50
BH4	16250030	028	UT	LR	01/01/2020	306T6425	GL	FQL8500	E	JAMES AARON	08/02/2020	09/14/2021	67774401	18,790.50
BH4	16620	028	UT	LR	01/01/2020	306T6216	GL	FPA7747	E	/LOWE LAND TK, LL	03/09/2020	09/14/2021	67774402	60.00
BH4	10580	028	UT	LR	01/01/2021	306T6216	GL	FRW5710	E	W-GLADE BERRY	06/10/2021	09/15/2021	67775309	497.25
BH4	14180	028	UT	LR	01/01/2021	306T6216	GL	FQJ4283	C	/INTERMOUNTAIN TE	03/22/2021	09/16/2021	67777136	5,000.00
BH4	11490022007	028	UT	AD	01/01/2021	306T6228	AL	FRW7165	C	/CINEMA COURT APA	09/06/2021	09/16/2021	67777138	2,500.00
BH4	14580010	028	UT	LR	01/01/2018	306T6216	GL	FMW0589	E	THOMAS DARIN	05/05/2018	09/16/2021	67777242	477.00
BH4	13050	028	UT	LR	01/01/2017	306T6216	GL	FKP5700	E	/CRS CONSULTING	01/01/2017	09/16/2021	67777265	539.34
BH4	13050	028	UT	LR	01/01/2017	306T6216	GL	FKP5700	E	/CRS CONSULTING	01/01/2017	09/16/2021	67777267	1,117.50
BH4	15530004	028	UT	PP	01/01/2019	306T6228	AL	FLU1689	E	MILLER MARIA	08/30/2019	09/16/2021	67777618	117.00
BH4	17310005	028	UT	AB	01/01/2020	306T6228	AL	FLW8134	E	MUIR SUZANNE	03/16/2020	09/16/2021	67777619	29.25
BH4	14580010	028	UT	LR	01/01/2018	306T6216	GL	FMW0589	E	THOMAS DARIN	05/05/2018	09/16/2021	67777785	6,482.00

**CSS General Liability & Auto Liability Disbursements
Aug 2021 - Sep 2021 - By Check Number**

Client Code	Organization Code	Adjusting Office	State	Claim Designator	Policy Effective Date	Policy Number	Line	Claim Number	Payment Type	Claimant Name	Loss Date	Charge Date	Check Number	Check Amount
BH4	13160001	028	UT	LR	01/01/2020	306T6216	GL	FPA9355	E	MCARTHUR GAI	11/03/2020	09/16/2021	6777786	125.00
BH4	10750007	028	UT	AB	01/01/2019	306T6228	AL	FLU8212	C	LINDSAY JESSICA	11/18/2019	09/17/2021	67778294	31,500.00
BH4	13980009	028	UT	LR	01/01/2020	306T6216	GL	FPA3282	E	JACKSON ANDREW	07/17/2020	09/17/2021	67778447	1,579.50
BH4	15320GLX	028	UT	LR	01/01/2021	306T6216	GL	FRW0148	E	TRAVELLER BRUCE	03/03/2021	09/17/2021	67778448	87.75
BH4	12370001	028	UT	LR	01/01/2015	306T6216	GL	FMW3757	E	DAVID LYNN A	01/01/2015	09/17/2021	67778582	4,058.54
BH4	14050GLX	028	UT	LR	01/01/2021	306T6216	GL	FQL4640	E	/RESORT CENTER AS	02/12/2021	09/17/2021	67778583	308.00
BH4	14180007020	028	UT	LR	01/01/2021	306T6216	GL	FRW5210	C	CAREY SHIELDS	08/01/2021	09/20/2021	67778789	15,000.00
BH4	13300	028	UT	LR	01/01/2019	306T6216	GL	FPA6001	E	MERCADO JUAN J	08/16/2019	09/20/2021	67778989	3,340.00
BH4	306T6197CSSS	028	UT	LR	01/01/2019	306T6425	GL	FRW7683	E	ROBERT RUSSO	04/01/2019	09/20/2021	67779292	390.00
BH4	306T5220CSSC	028	UT	LR	01/01/2020	306T6425	GL	FRW7686	E	HALEY BURY	08/12/2020	09/20/2021	67779293	636.50
BH4	10580	028	UT	LR	01/01/2020	306T6216	GL	FPA5457	E	/JP BARRY CONSTRU	08/19/2020	09/20/2021	67779294	135.00
BH4	11690ALX	028	UT	AD	01/01/2021	306T6228	AL	FRW6893	C	MARGARET JORQUERA	09/01/2021	09/21/2021	67779876	610.39
BH4	14480	028	UT	LR	01/01/2017	306T6216	GL	FKP5582	E	RODRIGUEZ NEREIDA	11/22/2017	09/21/2021	67779905	2,068.00
BH4	14190005	028	UT	LR	01/01/2019	306T6216	GL	FPA3276	E	WEBB KENNETH J	09/04/2019	09/21/2021	67779906	2,062.00
BH4	17900	028	UT	LR	01/01/2020	306T6216	GL	FQL2984	E	WIMMER CARL	12/09/2020	09/21/2021	67779907	3,762.00
BH4	14190GLX	028	UT	LR	01/01/2019	306T6216	GL	FQL7100	E	/EDRA COMMUNITY A	12/04/2019	09/21/2021	67779908	577.00
BH4	17310001	028	UT	LR	01/01/2021	306T6216	GL	FQL9955	E	CLIFFORD GLEAVE	04/01/2021	09/21/2021	67779909	4,071.00
BH4	306T5220CSSC	028	UT	LR	01/01/2019	306T6425	GL	FRW7685	E	TANNIN FUJA	07/22/2019	09/21/2021	67779910	289.00
BH4	13980009	028	UT	LR	01/01/2021	306T6425	GL	FRW0877	C	WOOD GARY C	05/22/2021	09/22/2021	67780076	1,069.50
BH4	16080ALX	028	UT	AD	01/01/2021	306T6228	AL	FRW6209	C	/SUNRISE SENIOR L	08/19/2021	09/22/2021	67780078	900.00
BH4	11690ALX	028	UT	AD	01/01/2021	306T6228	AL	FRW6893	C	MARGARET JORQUERA	09/01/2021	09/22/2021	67780735	5,674.92
BH4	14190004	028	UT	LR	01/01/2017	306T6216	GL	FCU2638	C	ROMERO DALTON	05/09/2017	09/22/2021	67780738	2,000.00
BH4	13270	028	UT	LR	01/01/2016	306T6216	GL	E7V9916	E	OLSEN JOEL	07/27/2016	09/22/2021	67780760	1,034.00
BH4	17310007	028	UT	AB	01/01/2018	306T6228	AL	FCJ6118	E	BOWLES TIFFANY	04/17/2018	09/22/2021	67780761	273.00
BH4	14400	028	UT	LR	01/01/2019	306T6216	GL	FLU6589	E	MASSEY ADAM	04/01/2019	09/22/2021	67780762	154.00
BH4	16280	028	UT	LR	01/01/2019	306T6216	GL	FQL8836	E	ARMSTRONG CHARLES	03/21/2019	09/22/2021	67780763	50.00
BH4	306T5220CSSC	028	UT	LR	01/01/2020	306T6425	GL	FRW7689	E	CARL WIMMER	12/09/2020	09/22/2021	67780764	214.50
BH4	14520	028	UT	LR	01/01/2020	306T6216	GL	FQL0193	E	BRUCE NATALIE	05/18/2020	09/22/2021	67780765	7,086.75
BH4	14680002	028	UT	LR	01/01/2019	306T6216	GL	FKP5905	E	LEEDS COURTNEY	06/25/2019	09/22/2021	67780766	520.00
BH4	11910GLX	028	UT	LR	01/01/2021	306T6216	GL	FRW5982	E	JOHN DREWRY	08/16/2021	09/22/2021	67780767	1,580.00
BH4	10750007	028	UT	AB	01/01/2019	306T6228	AL	FLU8212	C	LINDSAY JESSICA	11/18/2019	09/22/2021	67780776	3,000.00
BH4	17310PRX	028	UT	AD	01/01/2021	306T6228	AL	FRW4053	C	RICHINS SHANE	07/13/2021	09/23/2021	67782483	2,125.30
BH4	11370	028	UT	AD	01/01/2021	306T6228	AL	FRW4406	C	ERICKSON DAVID	07/21/2021	09/23/2021	67782484	253.42
BH4	11490005	028	UT	LR	01/01/2021	306T6216	GL	FRW5022	E	/PEAK VIEW DEVELO	03/02/2021	09/23/2021	67782744	204.75
BH4	14240	028	UT	LR	01/01/2021	306T6216	GL	FRW5702	E	COLLEEN L DUDLEST	03/03/2021	09/23/2021	67782745	731.25
BH4	11620	028	UT	LR	01/01/2019	306T6216	GL	FPA0546	E	MAW KERRY J	06/04/2019	09/23/2021	67782864	10,388.15
BH4	12550	028	UT	LR	01/01/2021	306T6216	GL	FRW2272	C	WILLIAMS TRAVIS	06/21/2021	09/24/2021	67783018	1,188.88
BH4	16690019	028	UT	AD	01/01/2021	306T6228	AL	FRW5938	C	/UTAH TRANSIT AUT	08/13/2021	09/24/2021	67783019	593.46
BH4	12420	028	UT	LR	01/01/2020	306T6216	GL	FRW5165	E	/IMAGINE DEVELOPM	06/16/2020	09/24/2021	67783364	2,106.00

**CSS General Liability & Auto Liability Disbursements
Aug 2021 - Sep 2021 - By Check Number**

Client Code	Organization Code	Adjusting Office	State	Claim Designator	Policy Effective Date	Policy Number	Line	Claim Number	Payment Type	Claimant Name	Loss Date	Charge Date	Check Number	Check Amount
BH4	16230003	028	UT	LR	01/01/2016	306T6216	GL	FKP8652	E	BLOXHAM-TUIMASEVE	02/01/2016	09/24/2021	67783483	5,000.00
BH4	13020007	028	UT	LR	01/01/2017	306T6216	GL	FLU0671	E	THAYNE TRENT	12/17/2017	09/24/2021	67783484	3,272.00
BH4	14910	028	UT	LR	01/01/2019	306T6216	GL	FMW6157	E	FUJA TANNIN	07/22/2019	09/24/2021	67783485	1,590.00
BH4	16670	028	UT	LR	01/01/2021	306T6216	GL	FQL9728	E	/MUSTANG DEVELOPE	04/12/2021	09/24/2021	67783486	3,817.00
BH4	12690003	028	UT	LR	01/01/2020	306T6216	GL	FQL9608	C	GARY JONES	05/27/2020	09/28/2021	67784295	4,850.00
BH4	11640GLX	028	UT	LR	01/01/2021	306T6216	GL	FRW5965	E	JASON JARVIE	08/03/2021	09/28/2021	67784646	789.75
BH4	17310003	028	UT	AB	01/01/2019	306T6228	AL	FLW0331	C	SANCHEZ MELINA	10/03/2019	09/28/2021	67784861	29,000.00
BH4	11490022007	028	UT	AD	01/01/2021	306T6228	AL	FRW7165	C	/CINEMA COURT APA	09/06/2021	09/30/2021	67787463	226.20
BH4	11490022007	028	UT	AD	01/01/2021	306T6228	AL	FRW7165	C	/CINEMA COURT APA	09/06/2021	09/30/2021	67787464	126.35
BH4	13050	028	UT	LR	01/01/2017	306T6216	GL	FKP5700	E	/CRS CONSULTING	01/01/2017	09/30/2021	67788012	3,126.50
BH4	11740	028	UT	LR	01/01/2018	306T6216	GL	FEX3647	E	SMITH KELLY C	12/04/2018	09/30/2021	67788013	160.54
BH4	16250030	028	UT	LR	01/01/2020	306T6425	GL	FQL8500	E	JAMES AARON	08/02/2020	09/22/2021	77314597	72.00
BH4	16250030	028	UT	LR	01/01/2020	306T6425	GL	FQL8500	E	JAMES AARON	08/02/2020	09/27/2021	77327789	168.00
BH4	16250030	028	UT	LR	01/01/2020	306T6425	GL	FQL8500	E	JAMES AARON	08/02/2020	09/28/2021	77331676	276.00
BH4	16250030	028	UT	LR	01/01/2020	306T6425	GL	FQL8500	E	JAMES AARON	08/02/2020	09/29/2021	77336456	84.00
Total													202	\$ 513,913.50

CSS Prop/Auto Disbursements
Aug 2021 - Sep 2021 - By Check Amount

Client Code	Organization Code	Adjusting Office	State	Claim Designator	Policy Effective Date	Policy Number	Line	Claim Number	Payment Type	Claimant Name	Loss Date	Charge Date	Check Number	Check Amount
AU0	14500004	042	UT	FR	01/01/2021	306T5220	P	FLS2241	C	/NORTH POINTE SOL	06/08/2021	08/20/2021	67757172	132,000.91
AU0	13970	877	UT	FR	01/01/2021	306T5220	P	FNK3994	C	/SPRINGDALE TOWN	06/29/2021	09/21/2021	67779605	116,686.96
AU0	14500004	042	UT	FR	01/01/2021	306T5220	P	FLS2241	C	/NORTH POINTE SOL	06/08/2021	09/01/2021	67765254	104,897.50
AU0	10880	877	UT	FR	01/01/2021	306T5220	P	FQJ4879	C	/DAVIS COMMUNITY	05/11/2021	08/10/2021	67748148	101,114.84
AU0	13970	877	UT	FR	01/01/2021	306T5220	P	FNK3994	C	/SPRINGDALE TOWN	06/29/2021	09/08/2021	67769733	97,991.90
AU0	13200PRX	042	UT	FR	01/01/2020	306T5220	P	FLS2453	C	/RIVERDALE CITY	09/08/2020	08/04/2021	67743123	85,821.87
AU0	13090	042	UT	FR	01/01/2020	306T5220	P	FNF5308	C	/PROVO HOUSING AU	09/12/2020	08/06/2021	67746265	33,760.54
AU0	14190001	042	UT	FR	01/01/2021	306T5220	P	FNK4149	C	/TOOELE COUNTY	07/23/2021	09/09/2021	67770317	27,270.20
AU0	14040	042	UT	FR	01/01/2020	306T5220	P	FNF5333	C	/SUGAR HOUSE PARK	09/08/2020	08/12/2021	67751204	26,456.21
AU0	10750007	028	UT	AD	01/01/2021	306T5220	AL	FRW0743	C	/CLINTON CITY COR	05/26/2021	08/18/2021	67754177	21,451.25
AU0	12210003	028	UT	AD	01/01/2021	306T5220	AL	FRW6511	C	/LINDON CITY	08/13/2021	09/20/2021	67778909	18,525.50
AU0	12210003	028	UT	AD	01/01/2021	306T5220	AL	FRW6511	C	/LINDON CITY	08/13/2021	09/28/2021	67784424	18,525.50
AU0	13300	042	UT	FR	01/01/2020	306T5220	P	FLS2310	C	/ROY CITY	09/08/2020	08/02/2021	67741703	16,362.54
AU0	13660002005	028	UT	PP	01/01/2020	306T5220	AL	FNF9181	C	HARDY KADEN	12/17/2020	08/25/2021	67759748	14,387.18
AU0	12960	028	UT	AD	01/01/2021	306T5220	AL	FRW6982	C	/PERRY CITY	08/03/2021	09/09/2021	67770294	12,790.85
AU0	16080PRX	042	UT	FR	01/01/2020	306T5220	P	FLS1420	C	/UNIFIED FIRE AUT	09/08/2020	09/03/2021	67768234	12,303.60
AU0	13970	877	UT	FR	01/01/2021	306T5220	P	FNK3994	E	/SPRINGDALE TOWN	06/29/2021	08/26/2021	2276737	9,505.85
AU0	10640	028	UT	AD	01/01/2021	306T5220	AL	FRW7290	C	/CENTRAL UTAH COU	09/08/2021	09/24/2021	67783020	8,262.76
AU0	10880	877	UT	FR	01/01/2021	306T5220	P	FQJ4879	E	/DAVIS COMMUNITY	05/11/2021	09/15/2021	2282230	8,120.00
AU0	11350ALX	028	UT	AD	01/01/2021	306T5220	AL	FQJ9461	C	/FOUR CORNERS BEH	08/30/2021	09/22/2021	67780068	7,474.93
AU0	10570ALX	028	UT	AD	01/01/2021	306T5220	AL	FQJ9053	C	/SOUTHWEST UTAH M	08/18/2021	09/24/2021	67783135	7,086.00
AU0	13970	877	UT	FR	01/01/2021	306T5220	P	FNK3994	E	/SPRINGDALE TOWN	06/29/2021	09/15/2021	2282128	6,258.84
AU0	15280	028	UT	AD	01/01/2021	306T5220	AL	FQJ8891	C	/PARK CITY FIRE D	07/06/2021	09/07/2021	67768874	6,071.85
AU0	NO HIT	042	UT	FR	01/01/2021	306T5220	P	FSL0162	C	/UTAH LOCAL GOVER	09/12/2021	09/29/2021	67785049	5,792.02
AU0	12740	028	UT	AD	01/01/2020	306T5220	AL	FQJ8015	C	/NIBLEY CITY	10/01/2020	08/24/2021	67758858	5,775.37
AU0	14750	028	UT	AD	01/01/2021	306T5220	AL	FRW4402	C	/WEBER MOSQUITO A	07/20/2021	08/02/2021	67742047	5,465.87
AU0	11560001	028	UT	AD	01/01/2021	306T5220	AL	FRW4131	C	/GRANTSVILLE CITY	07/16/2021	08/04/2021	67743104	5,368.58
AU0	NO HIT	042	UT	FR	01/01/2021	306T5220	P	FSL0162	C	/UTAH LOCAL GOVER	09/12/2021	09/22/2021	67780105	5,303.93
AU0	13020007	028	UT	AD	01/01/2021	306T5220	AL	FRW7019	C	/PLEASANT GROVE C	08/28/2021	09/15/2021	67774863	5,222.11
AU0	16080ALX	028	UT	AD	01/01/2021	306T5220	AL	FQJ7922	C	/UNIFIED FIRE AUT	06/21/2021	08/06/2021	67746253	5,020.43
AU0	10190CSSS	028	UT	AD	01/01/2021	306T5220	AL	FRW7054	C	/BEAR RIVER MENTA	09/02/2021	09/17/2021	67778027	4,378.04
AU0	11490022007	028	UT	AD	01/01/2021	306T5220	AL	FRW7245	C	/GRAND COUNTY	09/06/2021	09/17/2021	67778028	4,349.54
AU0	14850	028	UT	AD	01/01/2021	306T5220	AL	FRW2859	C	/WEST POINT CITY	05/18/2021	08/06/2021	2271527	4,225.12
AU0	14480022042	028	UT	AD	01/01/2021	306T5220	AL	FRW5868	C	/UTAH COUNTY	07/29/2021	08/30/2021	67763859	3,655.18
AU0	14480022027	028	UT	AD	01/01/2021	306T5220	AL	FRW5866	C	/UTAH COUNTY	07/13/2021	08/25/2021	67759761	3,403.64
AU0	16980	028	UT	AD	01/01/2021	306T5220	AL	FQJ6845	C	/MANTI AMBULANCE	07/01/2021	08/17/2021	67753267	3,029.14

CSS Prop/Auto Disbursements
Aug 2021 - Sep 2021 - By Check Amount

Client Code	Organization Code	Adjusting Office	State	Claim Designator	Policy Effective Date	Policy Number	Line	Claim Number	Payment Type	Claimant Name	Loss Date	Charge Date	Check Number	Check Amount
AU0	11030ALX	028	UT	AD	01/01/2021	306T5220	AL	FRW6015	C	/EAGLE MOUNTAIN C	08/05/2021	08/25/2021	67759763	3,028.72
AU0	13390	028	UT	AD	01/01/2021	306T5220	AL	FRW7121	C	/SALT LAKE CITY M	09/03/2021	09/17/2021	67778141	2,953.44
AU0	14680008	028	UT	AD	01/01/2021	306T5220	AL	FRW6705	C	/WASHINGTON CITY	08/24/2021	09/15/2021	67774690	2,739.47
AU0	13030	028	UT	PP	01/01/2021	306T5220	AL	FRW4909	C	/PLEASANT VIEW CI	07/28/2021	09/13/2021	2281158	2,737.85
AU0	14480022031	028	UT	AD	01/01/2021	306T5220	AL	FRW5176	C	/UTAH COUNTY	07/18/2021	08/17/2021	67753274	2,621.13
AU0	12690ALX	028	UT	AD	01/01/2021	306T5220	AL	FRW7952	C	/NEPHI CITY	09/19/2021	09/30/2021	67787467	2,575.26
AU0	11250	028	UT	AD	01/01/2021	306T5220	AL	FRW5205	C	FAR WEST CITY	07/29/2021	08/27/2021	67763080	2,486.47
AU0	13350	028	UT	AD	01/01/2021	306T5220	AL	FRW5533	C	/SALEM CITY	08/08/2021	08/19/2021	67756552	2,366.70
AU0	14180	028	UT	AD	01/01/2021	306T5220	AL	FRW1341	C	/TOOELE CITY	06/01/2021	08/23/2021	67758655	2,180.52
AU0	NO HIT	028	UT	AD	01/01/2021	306T5220	AL	F9C0251	C	/PRICE CITY	09/02/2021	09/23/2021	67782738	2,120.80
AU0	14750	028	UT	AD	01/01/2021	306T5220	AL	FRW4402	C	/WEBER MOSQUITO A	07/20/2021	09/01/2021	67765648	2,081.77
AU0	20110	028	UT	AD	01/01/2021	306T5220	AL	FRW3933	C	/SOUTHWEST BEHAVI	02/23/2021	08/03/2021	67742441	2,035.55
AU0	16150	028	UT	AD	01/01/2021	306T5220	AL	FQJ9002	C	/CHARLESTON TOWN	08/09/2021	08/30/2021	67764344	1,896.34
AU0	14300005	028	UT	AD	01/01/2021	306T5220	AL	FQJ9317	C	/UINTAH BASIN AOG	07/30/2021	09/14/2021	67773803	1,839.00
AU0	15320012	028	UT	AD	01/01/2021	306T5220	AL	FRW4421	C		07/21/2021	08/13/2021	2273540	1,769.96
AU0	15530003	028	UT	AD	01/01/2021	306T5220	AL	FQJ8201	C	/CACHE VALLEY TRA	07/19/2021	08/06/2021	67746254	1,459.00
AU0	14260003	028	UT	AD	01/01/2021	306T5220	AL	FRW6554	C	BOLDRIN AMANDA	08/19/2021	09/28/2021	67784497	1,425.10
AU0	11250	028	UT	AD	01/01/2021	306T5220	AL	FRW6555	C	/FARR WEST WEST	08/26/2021	09/10/2021	67772791	1,423.33
AU0	13350	028	UT	AD	01/01/2021	306T5220	AL	FRW5533	C	/SALEM CITY	08/08/2021	08/31/2021	67764587	1,202.00
AU0	16250030	028	UT	AD	01/01/2021	306T5220	AL	FRW7866	C	/COTTONWOOD HEIGH	09/16/2021	09/30/2021	67787466	1,050.61
AU0	13640008	042	UT	FR	01/01/2021	306T5220	P	FLS2302	C	/SANTA CLARA CITY	05/27/2021	08/04/2021	67743274	1,000.00
AU0	13230001	042	UT	FR	01/01/2020	306T5220	P	FLS0899	C	/RIVERTON CITY	12/31/2020	09/27/2021	67783782	1,000.00
AU0	14230	028	UT	AD	01/01/2021	306T5220	AL	FRW5784	C	/TOOELE VALLEY MO	08/12/2021	08/26/2021	67762508	964.95
AU0	13390	028	UT	AD	01/01/2021	306T5220	AL	FRW5478	C	WACHTER SHELBY	08/09/2021	09/09/2021	67770879	905.80
AU0	12550	042	UT	FR	01/01/2021	306T5220	P	FQJ2380	C	/MORONI CITY	02/09/2021	09/07/2021	67769014	900.00
AU0	14580010	028	UT	AD	01/01/2021	306T5220	AL	FQL7929	C	/VERNAL CITY	03/29/2021	09/22/2021	67780417	877.24
AU0	16500	042	UT	FR	01/01/2021	306T5220	P	FLS2958	E	/HEBER VALLEY SPE	08/17/2021	09/30/2021	2286038	831.95
AU0	13660ALX	028	UT	AD	01/01/2021	306T5220	AL	FRW4370	C	/SARATOGA SPRINGS	07/14/2021	08/03/2021	67742442	807.10
AU0	13230006001	028	UT	AD	01/01/2021	306T5220	AL	FRW7927	C	/RIVERTON CITY	09/06/2021	09/28/2021	67784501	730.24
AU0	16150	028	UT	AD	01/01/2021	306T5220	AL	FQJ9002	C	/CHARLESTON TOWN	08/09/2021	09/14/2021	67774373	652.87
AU0	13160ALX	028	UT	AD	01/01/2021	306T5220	AL	FRW2769	C	/RICHFIELD CITY	06/27/2021	09/02/2021	67767680	589.80
AU0	14190013	028	UT	AD	01/01/2021	306T5220	AL	FRW1426	C	/TOOELE COUNTY	06/02/2021	08/16/2021	67752498	566.20
AU0	14480022027	028	UT	AD	01/01/2021	306T5220	AL	FRW5866	C	/UTAH COUNTY	07/13/2021	09/15/2021	67774688	534.52
AU0	14480022040	028	UT	AD	01/01/2021	306T5220	AL	FRW1550	C	/UTAH COUNTY	05/19/2021	08/20/2021	67757226	500.00
AU0	14480ALX	028	UT	AD	01/01/2021	306T5220	AL	FRW1418	C	/UTAH COUNTY	05/19/2021	09/15/2021	67774789	500.00
AU0	11350ALX	028	UT	AD	01/01/2021	306T5220	AL	FQL7525	C	/EMERY COUNTY COA	03/24/2021	09/16/2021	67777186	500.00
AU0	10480009	028	UT	AD	01/01/2021	306T5220	AL	FRW4768	C	TUCKER MAX L	07/08/2021	09/17/2021	67778083	500.00

CSS Prop/Auto Disbursements
Aug 2021 - Sep 2021 - By Check Amount

Client Code	Organization Code	Adjusting Office	State	Claim Designator	Policy Effective Date	Policy Number	Line	Claim Number	Payment Type	Claimant Name	Loss Date	Charge Date	Check Number	Check Amount
AU0	14480022042	028	UT	AD	01/01/2021	306T5220	AL	FRW0423	C	/UTAH COUNTY	04/28/2021	09/22/2021	67780163	500.00
AU0	15320012	028	UT	AD	01/01/2021	306T5220	AL	FRW4421	C	ANDERSON TRAVIS	07/21/2021	09/27/2021	67783722	500.00
AU0	14250	877	UT	FR	01/01/2021	306T5220	P	FLS2969	E	/TRANS-JORDAN CIT	08/17/2021	09/22/2021	33171788	500.00
AU0	12550	042	UT	FR	01/01/2021	306T5220	P	FLS3141	C	/MORONI CITY	08/17/2021	09/17/2021	67778036	491.04
AU0	13390	028	UT	AD	01/01/2021	306T5220	AL	FRW5478	C	/SALT LAKE CITY M	08/09/2021	08/19/2021	67756551	482.38
AU0	10480009	028	UT	AD	01/01/2021	306T5220	AL	FRW4768	C	TUCKER MAX L	07/08/2021	09/02/2021	67767682	456.25
AU0	13370004	028	UT	AD	01/01/2021	306T5220	AL	FRW3641	C	SERRANO LEONARD	07/11/2021	08/17/2021	67753782	438.20
AU0	10310010	028	UT	AD	01/01/2021	306T5220	AL	FRW3872	C	/BLUFFDALE CITY	07/09/2021	09/21/2021	2283256	435.65
AU0	14260003	028	UT	AD	01/01/2021	306T5220	AL	FRW6554	C	/TREMONTON CITY	08/19/2021	09/07/2021	67768876	414.06
AU0	14780	028	UT	AD	01/01/2021	306T5220	AL	FRW4338	C	/WENDOVER CITY	07/16/2021	08/06/2021	67746259	308.40
AU0	11640001	028	UT	AD	01/01/2021	306T5220	AL	FRW1482	C	/PEAK LIVING	05/08/2021	09/13/2021	67773645	307.29
AU0	11870	028	UT	AD	01/01/2021	306T5220	AL	FRW3544	C	/HYRUM CITY	07/08/2021	08/06/2021	67746490	302.81
AU0	13020009	028	UT	AD	01/01/2018	306T5220	AL	FCJ5360	C	CITY PLEASANT GRO	03/28/2018	08/11/2021	67748691	278.69
AU0	11640001	028	UT	AD	01/01/2021	306T5220	AL	FQL9118	C	/HEBER CITY	03/13/2021	08/03/2021	67742883	224.00
AU0	14480022031	028	UT	AD	01/01/2021	306T5220	AL	FRW5176	C	/UTAH COUNTY	07/18/2021	08/25/2021	67759760	192.25
AU0	14480	028	UT	AD	01/01/2018	306T5220	AL	FCB0260	C	/UTAH COUNTY	02/15/2018	08/03/2021	67742497	183.42
AU0	12940016	028	UT	AD	01/01/2020	306T5220	AL	FQL2428	C	/PAYSON CITY	11/19/2020	08/16/2021	67753045	178.88
AU0	13970	877	UT	FR	01/01/2021	306T5220	P	FNK3994	E	/SPRINGDALE TOWN	06/29/2021	09/15/2021	2282129	165.00
AU0	14250	877	UT	FR	01/01/2021	306T5220	P	FLS2969	E	/TRANS-JORDAN CIT	08/17/2021	09/02/2021	77248715	156.00
AU0	14250	877	UT	FR	01/01/2021	306T5220	P	FLS2969	E	/TRANS-JORDAN CIT	08/17/2021	09/03/2021	77259363	156.00
AU0	16500	042	UT	FR	01/01/2021	306T5220	P	FLS2958	E	/HEBER VALLEY SPE	08/17/2021	09/17/2021	77286476	156.00
AU0	16500	042	UT	FR	01/01/2021	306T5220	P	FLS2958	E	/HEBER VALLEY SPE	08/17/2021	09/29/2021	77334296	156.00
AU0	16500	042	UT	FR	01/01/2021	306T5220	P	FLS2958	E	/HEBER VALLEY SPE	08/17/2021	09/17/2021	77290925	124.80
AU0	12940015	877	UT	FR	01/01/2021	306T5220	P	FQJ7950	E	/PAYSON CITY	07/26/2021	09/29/2021	33194884	112.50
AU0	12940016	028	UT	AD	01/01/2020	306T5220	AL	FQL2428	C	/PAYSON CITY	11/19/2020	08/05/2021	67746076	107.52
AU0	11640001	028	UT	AD	01/01/2021	306T5220	AL	FQL9120	C	/HEBER CITY	04/06/2021	09/10/2021	67773023	99.90
AU0	16250030	028	UT	AD	01/01/2021	306T5220	AL	FRW2883	C	JADAMA YOUSSOUPHA	06/09/2021	08/25/2021	67759758	95.00
AU0	10480009	028	UT	AD	01/01/2021	306T5220	AL	FRW4768	C	/CARBON COUNTY	07/08/2021	08/04/2021	67743105	85.80
AU0	10740	028	UT	AD	01/01/2021	306T5220	AL	FRW4733	C	/EMERY COUNTY FIR	07/23/2021	08/27/2021	67763079	66.93
AU0	10740	028	UT	AD	01/01/2021	306T5220	AL	FRW4733	C	/EMERY COUNTY FIR	07/23/2021	09/10/2021	67772719	66.93
AU0	14480001	028	UT	AD	01/01/2018	306T5220	AL	FCJ3121	C	/UTAH COUNTY	02/15/2018	09/13/2021	67773245	60.41
AU0	14480022031	028	UT	AD	01/01/2020	306T5220	AL	FPA3187	C	/UTAH COUNTY GOVE	06/30/2020	08/16/2021	0	31.26
AU0	16500	042	UT	FR	01/01/2021	306T5220	P	FLS2958	E	/HEBER VALLEY SPE	08/17/2021	09/17/2021	77299545	31.20
AU0	14250	877	UT	FR	01/01/2021	306T5220	P	FLS2969	E	/TRANS-JORDAN CIT	08/17/2021	09/02/2021	77254421	15.60
AU0	11640001	028	UT	AD	01/01/2021	306T5220	AL	FRW1482	C	/PEAK LIVING	05/08/2021	09/27/2021	63724032	(25.00)
AU0	16250030	028	UT	AD	01/01/2016	306T5220	AL	E9A1375	C	/COTTONWOOD HEIGH	12/16/2016	08/26/2021	63721656	(44.54)
AU0	16250030	028	UT	AD	01/01/2016	306T5220	AL	E9A1373	C	/COTTONWOOD HEIGH	12/16/2016	09/07/2021	63722466	(48.66)
AU0	16250030	028	UT	AD	01/01/2016	306T5220	AL	E9A1375	C	/COTTONWOOD HEIGH	12/16/2016	08/11/2021	63720108	(66.80)
AU0	10740	028	UT	AD	01/01/2021	306T5220	AL	FRW4733	C	/EMERY COUNTY FIR	07/23/2021	09/08/2021	67763079	(66.93)

**CSS Prop/Auto Disbursements
Aug 2021 - Sep 2021 - By Check Amount**

Client Code	Organization Code	Adjusting Office	State	Claim Designator	Policy Effective Date	Policy Number	Line	Claim Number	Payment Type	Claimant Name	Loss Date	Charge Date	Check Number	Check Amount
AU0	11270	042	UT	FR	05/01/2010	306T5220	P	FDN5680	C	/FAYETTE TOWN	05/01/2010	09/17/2021	63723366	(70.90)
AU0	16250030	028	UT	AD	01/01/2016	306T5220	AL	E9A1373	C	/COTTONWOOD HEIGH	12/16/2016	08/11/2021	63720108	(73.01)
AU0	11270	042	UT	FR	05/01/2010	306T5220	P	FDN5680	C	/FAYETTE TOWN	05/01/2010	08/13/2021	63720306	(100.00)
AU0	11270	042	UT	FR	05/01/2010	306T5220	P	FDN5680	C	/FAYETTE TOWN	05/01/2010	08/17/2021	63720531	(100.00)
AU0	14480022031	028	UT	AD	01/01/2020	306T5220	AL	FPA3187	C	/UTAH COUNTY GOVE	06/30/2020	08/16/2021	63720351	(186.65)
AU0	13020009	028	UT	AD	01/01/2018	306T5220	AL	FCJ5360	C	CITY PLEASANT GRO	03/28/2018	08/06/2021	66850367	(278.69)
AU0	15530ALX	028	UT	AD	01/01/2021	306T5220	AL	FQJ2159	C	BARKER LUNELLA	01/15/2021	08/06/2021	63719658	(304.50)
AU0	10480009	028	UT	AD	01/01/2021	306T5220	AL	FRW4768	C	TUCKER MAX L	07/08/2021	09/16/2021	63723186	(585.50)
AU0	12550	042	UT	FR	01/01/2021	306T5220	P	FQJ2380	C	/MORONI CITY	02/09/2021	09/03/2021	63722331	(1,188.00)
AU0	14480022042	028	UT	AD	01/01/2021	306T5220	AL	FQL5509	C	/UTAH COUNTY DEPU	02/09/2021	09/13/2021	63722907	(1,778.00)
AU0	13160005	042	UT	FR	01/01/2021	306T5220	P	FLS2012	C	/RICHFIELD CITY	04/29/2021	09/10/2021	63722754	(1,953.32)
AU0	15320012	028	UT	AD	01/01/2021	306T5220	AL	FRW4421	C	ANDERSON TRAVIS	07/21/2021	09/24/2021	63723924	(2,269.96)
AU0	14480022040	028	UT	AD	01/01/2021	306T5220	AL	FRW1550	C	/UTAH COUNTY	05/19/2021	08/19/2021	63720837	(2,656.78)
AU0	14480ALX	028	UT	AD	01/01/2021	306T5220	AL	FRW1418	C	/UTAH COUNTY	05/19/2021	09/14/2021	63722961	(2,939.95)
AU0	14480022042	028	UT	AD	01/01/2021	306T5220	AL	FRW0423	C	/UTAH COUNTY	04/28/2021	09/21/2021	63723591	(3,020.46)
AU0	10750007	028	UT	AD	01/01/2021	306T5220	AL	FRW0743	C	UNK UNK	05/26/2021	09/20/2021	63723474	(5,523.75)
AU0	13640008	042	UT	FR	01/01/2021	306T5220	P	FLS2302	C	/SANTA CLARA CITY	05/27/2021	08/03/2021	63719235	(6,017.17)
AU0	11350ALX	028	UT	AD	01/01/2021	306T5220	AL	FQL7525	C	/EMERY COUNTY COA	03/24/2021	09/15/2021	63723087	(7,188.78)
AU0	13230001	042	UT	FR	01/01/2020	306T5220	P	FLS0899	C	/RIVERTON CITY	12/31/2020	09/24/2021	63723924	(14,428.06)
AU0	12210003	028	UT	AD	01/01/2021	306T5220	AL	FRW6511	C	/LINDON CITY	08/13/2021	09/27/2021	67778909	(18,525.50)
AU0	14500004	042	UT	FR	01/01/2021	306T5220	P	FLS2241	C	/NORTH POINTE SOL	06/08/2021	08/30/2021	67757172	(132,000.91)
Total													133	814,908.59

CSS Prop/Auto Disbursements
Aug 2021 - Sep 2021 - By Check Number

Client Code	Organization Code	Adjusting Office	State	Claim Designator	Policy Effective Date	Policy Number	Line	Claim Number	Payment Type	Claimant Name	Loss Date	Charge Date	Check Number	Check Amount
AU0	14480022031	028	UT	AD	01/01/2020	306T5220	AL	FPA3187	C	/UTAH COUNTY GOVE	06/30/2020	08/16/2021	0	31.26
AU0	14850	028	UT	AD	01/01/2021	306T5220	AL	FRW2859	C	/WEST POINT CITY	05/18/2021	08/06/2021	2271527	4,225.12
AU0	15320012	028	UT	AD	01/01/2021	306T5220	AL	FRW4421	C		07/21/2021	08/13/2021	2273540	1,769.96
AU0	13970	877	UT	FR	01/01/2021	306T5220	P	FNK3994	E	/SPRINGDALE TOWN	06/29/2021	08/26/2021	2276737	9,505.85
AU0	13030	028	UT	PP	01/01/2021	306T5220	AL	FRW4909	C	/PLEASANT VIEW CI	07/28/2021	09/13/2021	2281158	2,737.85
AU0	13970	877	UT	FR	01/01/2021	306T5220	P	FNK3994	E	/SPRINGDALE TOWN	06/29/2021	09/15/2021	2282128	6,258.84
AU0	13970	877	UT	FR	01/01/2021	306T5220	P	FNK3994	E	/SPRINGDALE TOWN	06/29/2021	09/15/2021	2282129	165.00
AU0	10880	877	UT	FR	01/01/2021	306T5220	P	FQJ4879	E	/DAVIS COMMUNITY	05/11/2021	09/15/2021	2282230	8,120.00
AU0	10310010	028	UT	AD	01/01/2021	306T5220	AL	FRW3872	C	/BLUFFDALE CITY	07/09/2021	09/21/2021	2283256	435.65
AU0	16500	042	UT	FR	01/01/2021	306T5220	P	FLS2958	E	/HEBER VALLEY SPE	08/17/2021	09/30/2021	2286038	831.95
AU0	14250	877	UT	FR	01/01/2021	306T5220	P	FLS2969	E	/TRANS-JORDAN CIT	08/17/2021	09/22/2021	33171788	500.00
AU0	12940015	877	UT	FR	01/01/2021	306T5220	P	FQJ7950	E	/PAYSON CITY	07/26/2021	09/29/2021	33194884	112.50
AU0	13640008	042	UT	FR	01/01/2021	306T5220	P	FLS2302	C	/SANTA CLARA CITY	05/27/2021	08/03/2021	63719235	(6,017.17)
AU0	15530ALX	028	UT	AD	01/01/2021	306T5220	AL	FQJ2159	C	BARKER LUNELLA	01/15/2021	08/06/2021	63719658	(304.50)
AU0	16250030	028	UT	AD	01/01/2016	306T5220	AL	E9A1373	C	/COTTONWOOD HEIGH	12/16/2016	08/11/2021	63720108	(73.01)
AU0	16250030	028	UT	AD	01/01/2016	306T5220	AL	E9A1375	C	/COTTONWOOD HEIGH	12/16/2016	08/11/2021	63720108	(66.80)
AU0	11270	042	UT	FR	05/01/2010	306T5220	P	FDN5680	C	/FAYETTE TOWN	05/01/2010	08/13/2021	63720306	(100.00)
AU0	14480022031	028	UT	AD	01/01/2020	306T5220	AL	FPA3187	C	/UTAH COUNTY GOVE	06/30/2020	08/16/2021	63720351	(186.65)
AU0	11270	042	UT	FR	05/01/2010	306T5220	P	FDN5680	C	/FAYETTE TOWN	05/01/2010	08/17/2021	63720531	(100.00)
AU0	14480022040	028	UT	AD	01/01/2021	306T5220	AL	FRW1550	C	/UTAH COUNTY	05/19/2021	08/19/2021	63720837	(2,656.78)
AU0	16250030	028	UT	AD	01/01/2016	306T5220	AL	E9A1375	C	/COTTONWOOD HEIGH	12/16/2016	08/26/2021	63721656	(44.54)
AU0	12550	042	UT	FR	01/01/2021	306T5220	P	FQJ2380	C	/MORONI CITY	02/09/2021	09/03/2021	63722331	(1,188.00)
AU0	16250030	028	UT	AD	01/01/2016	306T5220	AL	E9A1373	C	/COTTONWOOD HEIGH	12/16/2016	09/07/2021	63722466	(48.66)
AU0	13160005	042	UT	FR	01/01/2021	306T5220	P	FLS2012	C	/RICHFIELD CITY	04/29/2021	09/10/2021	63722754	(1,953.32)
AU0	14480022042	028	UT	AD	01/01/2021	306T5220	AL	FQL5509	C	/UTAH COUNTY DEPU	02/09/2021	09/13/2021	63722907	(1,778.00)
AU0	14480ALX	028	UT	AD	01/01/2021	306T5220	AL	FRW1418	C	/UTAH COUNTY	05/19/2021	09/14/2021	63722961	(2,939.95)
AU0	11350ALX	028	UT	AD	01/01/2021	306T5220	AL	FQL7525	C	/EMERY COUNTY COA	03/24/2021	09/15/2021	63723087	(7,188.78)
AU0	10480009	028	UT	AD	01/01/2021	306T5220	AL	FRW4768	C	TUCKER MAX L	07/08/2021	09/16/2021	63723186	(585.50)
AU0	11270	042	UT	FR	05/01/2010	306T5220	P	FDN5680	C	/FAYETTE TOWN	05/01/2010	09/17/2021	63723366	(70.90)
AU0	10750007	028	UT	AD	01/01/2021	306T5220	AL	FRW0743	C	UNK UNK	05/26/2021	09/20/2021	63723474	(5,523.75)
AU0	14480022042	028	UT	AD	01/01/2021	306T5220	AL	FRW0423	C	/UTAH COUNTY	04/28/2021	09/21/2021	63723591	(3,020.46)
AU0	15320012	028	UT	AD	01/01/2021	306T5220	AL	FRW4421	C	ANDERSON TRAVIS	07/21/2021	09/24/2021	63723924	(2,269.96)
AU0	13230001	042	UT	FR	01/01/2020	306T5220	P	FLS0899	C	/RIVERTON CITY	12/31/2020	09/24/2021	63723924	(14,428.06)
AU0	11640001	028	UT	AD	01/01/2021	306T5220	AL	FRW1482	C	/PEAK LIVING	05/08/2021	09/27/2021	63724032	(25.00)
AU0	13020009	028	UT	AD	01/01/2018	306T5220	AL	FCJ5360	C	CITY PLEASANT GRO	03/28/2018	08/06/2021	66850367	(278.69)
AU0	13300	042	UT	FR	01/01/2020	306T5220	P	FLS2310	C	/ROY CITY	09/08/2020	08/02/2021	67741703	16,362.54

CSS Prop/Auto Disbursements Aug 2021 - Sep 2021 - By Check Number

Client Code	Organization Code	Adjusting Office	State	Claim Designator	Policy Effective Date	Policy Number	Line	Claim Number	Payment Type	Claimant Name	Loss Date	Charge Date	Check Number	Check Amount
AU0	14750	028	UT	AD	01/01/2021	306T5220	AL	FRW4402	C	/WEBER MOSQUITO A	07/20/2021	08/02/2021	67742047	5,465.87
AU0	20110	028	UT	AD	01/01/2021	306T5220	AL	FRW3933	C	/SOUTHWEST BEHAVI	02/23/2021	08/03/2021	67742441	2,035.55
AU0	13660ALX	028	UT	AD	01/01/2021	306T5220	AL	FRW4370	C	/SARATOGA SPRINGS	07/14/2021	08/03/2021	67742442	807.10
AU0	14480	028	UT	AD	01/01/2018	306T5220	AL	FCB0260	C	/UTAH COUNTY	02/15/2018	08/03/2021	67742497	183.42
AU0	11640001	028	UT	AD	01/01/2021	306T5220	AL	FQL9118	C	/HEBER CITY	03/13/2021	08/03/2021	67742883	224.00
AU0	11560001	028	UT	AD	01/01/2021	306T5220	AL	FRW4131	C	/GRANTSVILLE CITY	07/16/2021	08/04/2021	67743104	5,368.58
AU0	10480009	028	UT	AD	01/01/2021	306T5220	AL	FRW4768	C	/CARBON COUNTY	07/08/2021	08/04/2021	67743105	85.80
AU0	13200PRX	042	UT	FR	01/01/2020	306T5220	P	FLS2453	C	/RIVERDALE CITY	09/08/2020	08/04/2021	67743123	85,821.87
AU0	13640008	042	UT	FR	01/01/2021	306T5220	P	FLS2302	C	/SANTA CLARA CITY	05/27/2021	08/04/2021	67743274	1,000.00
AU0	12940016	028	UT	AD	01/01/2020	306T5220	AL	FQL2428	C	/PAYSON CITY	11/19/2020	08/05/2021	67746076	107.52
AU0	16080ALX	028	UT	AD	01/01/2021	306T5220	AL	FQJ7922	C	/UNIFIED FIRE AUT	06/21/2021	08/06/2021	67746253	5,020.43
AU0	15530003	028	UT	AD	01/01/2021	306T5220	AL	FQJ8201	C	/CACHE VALLEY TRA	07/19/2021	08/06/2021	67746254	1,459.00
AU0	14780	028	UT	AD	01/01/2021	306T5220	AL	FRW4338	C	/WENDOVER CITY	07/16/2021	08/06/2021	67746259	308.40
AU0	13090	042	UT	FR	01/01/2020	306T5220	P	FNF5308	C	/PROVO HOUSING AU	09/12/2020	08/06/2021	67746265	33,760.54
AU0	11870	028	UT	AD	01/01/2021	306T5220	AL	FRW3544	C	/HYRUM CITY	07/08/2021	08/06/2021	67746490	302.81
AU0	10880	877	UT	FR	01/01/2021	306T5220	P	FQJ4879	C	/DAVIS COMMUNITY	05/11/2021	08/10/2021	67748148	101,114.84
AU0	13020009	028	UT	AD	01/01/2018	306T5220	AL	FCJ5360	C	CITY PLEASANT GRO	03/28/2018	08/11/2021	67748691	278.69
AU0	14040	042	UT	FR	01/01/2020	306T5220	P	FNF5333	C	/SUGAR HOUSE PARK	09/08/2020	08/12/2021	67751204	26,456.21
AU0	14190013	028	UT	AD	01/01/2021	306T5220	AL	FRW1426	C	/TOOELE COUNTY	06/02/2021	08/16/2021	67752498	566.20
AU0	12940016	028	UT	AD	01/01/2020	306T5220	AL	FQL2428	C	/PAYSON CITY	11/19/2020	08/16/2021	67753045	178.88
AU0	16980	028	UT	AD	01/01/2021	306T5220	AL	FQJ6845	C	/MANTI AMBULANCE	07/01/2021	08/17/2021	67753267	3,029.14
AU0	14480022031	028	UT	AD	01/01/2021	306T5220	AL	FRW5176	C	/UTAH COUNTY	07/18/2021	08/17/2021	67753274	2,621.13
AU0	13370004	028	UT	AD	01/01/2021	306T5220	AL	FRW3641	C	SERRANO LEONARD	07/11/2021	08/17/2021	67753782	438.20
AU0	10750007	028	UT	AD	01/01/2021	306T5220	AL	FRW0743	C	/CLINTON CITY COR	05/26/2021	08/18/2021	67754177	21,451.25
AU0	13390	028	UT	AD	01/01/2021	306T5220	AL	FRW5478	C	/SALT LAKE CITY M	08/09/2021	08/19/2021	67756551	482.38
AU0	13350	028	UT	AD	01/01/2021	306T5220	AL	FRW5533	C	/SALEM CITY	08/08/2021	08/19/2021	67756552	2,366.70
AU0	14500004	042	UT	FR	01/01/2021	306T5220	P	FLS2241	C	/NORTH POINTE SOL	06/08/2021	08/20/2021	67757172	132,000.91
AU0	14500004	042	UT	FR	01/01/2021	306T5220	P	FLS2241	C	/NORTH POINTE SOL	06/08/2021	08/30/2021	67757172	(132,000.91)
AU0	14480022040	028	UT	AD	01/01/2021	306T5220	AL	FRW1550	C	/UTAH COUNTY	05/19/2021	08/20/2021	67757226	500.00
AU0	14180	028	UT	AD	01/01/2021	306T5220	AL	FRW1341	C	/TOOELE CITY	06/01/2021	08/23/2021	67758655	2,180.52
AU0	12740	028	UT	AD	01/01/2020	306T5220	AL	FQJ8015	C	/NIBLEY CITY	10/01/2020	08/24/2021	67758858	5,775.37
AU0	13660002005	028	UT	PP	01/01/2020	306T5220	AL	FNF9181	C	HARDY KADEN	12/17/2020	08/25/2021	67759748	14,387.18
AU0	16250030	028	UT	AD	01/01/2021	306T5220	AL	FRW2883	C	JADAMA YOUSSOUPHA	06/09/2021	08/25/2021	67759758	95.00
AU0	14480022031	028	UT	AD	01/01/2021	306T5220	AL	FRW5176	C	/UTAH COUNTY	07/18/2021	08/25/2021	67759760	192.25
AU0	14480022027	028	UT	AD	01/01/2021	306T5220	AL	FRW5866	C	/UTAH COUNTY	07/13/2021	08/25/2021	67759761	3,403.64
AU0	11030ALX	028	UT	AD	01/01/2021	306T5220	AL	FRW6015	C	/EAGLE MOUNTAIN C	08/05/2021	08/25/2021	67759763	3,028.72
AU0	14230	028	UT	AD	01/01/2021	306T5220	AL	FRW5784	C	/TOOELE VALLEY MO	08/12/2021	08/26/2021	67762508	964.95

**CSS Prop/Auto Disbursements
Aug 2021 - Sep 2021 - By Check Number**

Client Code	Organization Code	Adjusting Office	State	Claim Designator	Policy Effective Date	Policy Number	Line	Claim Number	Payment Type	Claimant Name	Loss Date	Charge Date	Check Number	Check Amount
AU0	10740	028	UT	AD	01/01/2021	306T5220	AL	FRW4733	C	/EMERY COUNTY FIR	07/23/2021	08/27/2021	67763079	66.93
AU0	10740	028	UT	AD	01/01/2021	306T5220	AL	FRW4733	C	/EMERY COUNTY FIR	07/23/2021	09/08/2021	67763079	(66.93)
AU0	11250	028	UT	AD	01/01/2021	306T5220	AL	FRW5205	C	FAR WEST CITY	07/29/2021	08/27/2021	67763080	2,486.47
AU0	14480022042	028	UT	AD	01/01/2021	306T5220	AL	FRW5868	C	/UTAH COUNTY	07/29/2021	08/30/2021	67763859	3,655.18
AU0	16150	028	UT	AD	01/01/2021	306T5220	AL	FQJ9002	C	/CHARLESTON TOWN	08/09/2021	08/30/2021	67764344	1,896.34
AU0	13350	028	UT	AD	01/01/2021	306T5220	AL	FRW5533	C	/SALEM CITY	08/08/2021	08/31/2021	67764587	1,202.00
AU0	14500004	042	UT	FR	01/01/2021	306T5220	P	FLS2241	C	/NORTH POINTE SOL	06/08/2021	09/01/2021	67765254	104,897.50
AU0	14750	028	UT	AD	01/01/2021	306T5220	AL	FRW4402	C	/WEBER MOSQUITO A	07/20/2021	09/01/2021	67765648	2,081.77
AU0	13160ALX	028	UT	AD	01/01/2021	306T5220	AL	FRW2769	C	/RICHFIELD CITY	06/27/2021	09/02/2021	67767680	589.80
AU0	10480009	028	UT	AD	01/01/2021	306T5220	AL	FRW4768	C	TUCKER MAX L	07/08/2021	09/02/2021	67767682	456.25
AU0	16080PRX	042	UT	FR	01/01/2020	306T5220	P	FLS1420	C	/UNIFIED FIRE AUT	09/08/2020	09/03/2021	67768234	12,303.60
AU0	15280	028	UT	AD	01/01/2021	306T5220	AL	FQJ8891	C	/PARK CITY FIRE D	07/06/2021	09/07/2021	67768874	6,071.85
AU0	14260003	028	UT	AD	01/01/2021	306T5220	AL	FRW6554	C	/TREMONTON CITY	08/19/2021	09/07/2021	67768876	414.06
AU0	12550	042	UT	FR	01/01/2021	306T5220	P	FQJ2380	C	/MORONI CITY	02/09/2021	09/07/2021	67769014	900.00
AU0	13970	877	UT	FR	01/01/2021	306T5220	P	FNK3994	C	/SPRINGDALE TOWN	06/29/2021	09/08/2021	67769733	97,991.90
AU0	12960	028	UT	AD	01/01/2021	306T5220	AL	FRW6982	C	/PERRY CITY	08/03/2021	09/09/2021	67770294	12,790.85
AU0	14190001	042	UT	FR	01/01/2021	306T5220	P	FNK4149	C	/TOOELE COUNTY	07/23/2021	09/09/2021	67770317	27,270.20
AU0	13390	028	UT	AD	01/01/2021	306T5220	AL	FRW5478	C	WACHTER SHELBY	08/09/2021	09/09/2021	67770879	905.80
AU0	10740	028	UT	AD	01/01/2021	306T5220	AL	FRW4733	C	/EMERY COUNTY FIR	07/23/2021	09/10/2021	67772719	66.93
AU0	11250	028	UT	AD	01/01/2021	306T5220	AL	FRW6555	C	/FARR WEST WEST	08/26/2021	09/10/2021	67772791	1,423.33
AU0	11640001	028	UT	AD	01/01/2021	306T5220	AL	FQL9120	C	/HEBER CITY	04/06/2021	09/10/2021	67773023	99.90
AU0	14480001	028	UT	AD	01/01/2018	306T5220	AL	FCJ3121	C	/UTAH COUNTY	02/15/2018	09/13/2021	67773245	60.41
AU0	11640001	028	UT	AD	01/01/2021	306T5220	AL	FRW1482	C	/PEAK LIVING	05/08/2021	09/13/2021	67773645	307.29
AU0	14300005	028	UT	AD	01/01/2021	306T5220	AL	FQJ9317	C	/UINTAH BASIN AOG	07/30/2021	09/14/2021	67773803	1,839.00
AU0	16150	028	UT	AD	01/01/2021	306T5220	AL	FQJ9002	C	/CHARLESTON TOWN	08/09/2021	09/14/2021	67774373	652.87
AU0	14480022027	028	UT	AD	01/01/2021	306T5220	AL	FRW5866	C	/UTAH COUNTY	07/13/2021	09/15/2021	67774688	534.52
AU0	14680008	028	UT	AD	01/01/2021	306T5220	AL	FRW6705	C	/WASHINGTON CITY	08/24/2021	09/15/2021	67774690	2,739.47
AU0	14480ALX	028	UT	AD	01/01/2021	306T5220	AL	FRW1418	C	/UTAH COUNTY	05/19/2021	09/15/2021	67774789	500.00
AU0	13020007	028	UT	AD	01/01/2021	306T5220	AL	FRW7019	C	/PLEASANT GROVE C	08/28/2021	09/15/2021	67774863	5,222.11
AU0	11350ALX	028	UT	AD	01/01/2021	306T5220	AL	FQL7525	C	/EMERY COUNTY COA	03/24/2021	09/16/2021	67777186	500.00
AU0	10190CSSS	028	UT	AD	01/01/2021	306T5220	AL	FRW7054	C	/BEAR RIVER MENTA	09/02/2021	09/17/2021	67778027	4,378.04
AU0	11490022007	028	UT	AD	01/01/2021	306T5220	AL	FRW7245	C	/GRAND COUNTY	09/06/2021	09/17/2021	67778028	4,349.54
AU0	12550	042	UT	FR	01/01/2021	306T5220	P	FLS3141	C	/MORONI CITY	08/17/2021	09/17/2021	67778036	491.04
AU0	10480009	028	UT	AD	01/01/2021	306T5220	AL	FRW4768	C	TUCKER MAX L	07/08/2021	09/17/2021	67778083	500.00
AU0	13390	028	UT	AD	01/01/2021	306T5220	AL	FRW7121	C	/SALT LAKE CITY M	09/03/2021	09/17/2021	67778141	2,953.44
AU0	12210003	028	UT	AD	01/01/2021	306T5220	AL	FRW6511	C	/LINDON CITY	08/13/2021	09/20/2021	67778909	18,525.50
AU0	12210003	028	UT	AD	01/01/2021	306T5220	AL	FRW6511	C	/LINDON CITY	08/13/2021	09/27/2021	67778909	(18,525.50)
AU0	13970	877	UT	FR	01/01/2021	306T5220	P	FNK3994	C	/SPRINGDALE TOWN	06/29/2021	09/21/2021	67779605	116,686.96
AU0	11350ALX	028	UT	AD	01/01/2021	306T5220	AL	FQJ9461	C	/FOUR CORNERS BEH	08/30/2021	09/22/2021	67780068	7,474.93

CSS Prop/Auto Disbursements
Aug 2021 - Sep 2021 - By Check Number

Client Code	Organization Code	Adjusting Office	State	Claim Designator	Policy Effective Date	Policy Number	Line	Claim Number	Payment Type	Claimant Name	Loss Date	Charge Date	Check Number	Check Amount
AU0	NO HIT	042	UT	FR	01/01/2021	306T5220	P	FSL0162	C	/UTAH LOCAL GOVER	09/12/2021	09/22/2021	67780105	5,303.93
AU0	14480022042	028	UT	AD	01/01/2021	306T5220	AL	FRW0423	C	/UTAH COUNTY	04/28/2021	09/22/2021	67780163	500.00
AU0	14580010	028	UT	AD	01/01/2021	306T5220	AL	FQL7929	C	/VERNAL CITY	03/29/2021	09/22/2021	67780417	877.24
AU0	NO HIT	028	UT	AD	01/01/2021	306T5220	AL	F9C0251	C	/PRICE CITY	09/02/2021	09/23/2021	67782738	2,120.80
AU0	10640	028	UT	AD	01/01/2021	306T5220	AL	FRW7290	C	/CENTRAL UTAH COU	09/08/2021	09/24/2021	67783020	8,262.76
AU0	10570ALX	028	UT	AD	01/01/2021	306T5220	AL	FQJ9053	C	/SOUTHWEST UTAH M	08/18/2021	09/24/2021	67783135	7,086.00
AU0	15320012	028	UT	AD	01/01/2021	306T5220	AL	FRW4421	C	ANDERSON TRAVIS	07/21/2021	09/27/2021	67783722	500.00
AU0	13230001	042	UT	FR	01/01/2020	306T5220	P	FLS0899	C	/RIVERTON CITY	12/31/2020	09/27/2021	67783782	1,000.00
AU0	12210003	028	UT	AD	01/01/2021	306T5220	AL	FRW6511	C	/LINDON CITY	08/13/2021	09/28/2021	67784424	18,525.50
AU0	14260003	028	UT	AD	01/01/2021	306T5220	AL	FRW6554	C	BOLDRIN AMANDA	08/19/2021	09/28/2021	67784497	1,425.10
AU0	13230006001	028	UT	AD	01/01/2021	306T5220	AL	FRW7927	C	/RIVERTON CITY	09/06/2021	09/28/2021	67784501	730.24
AU0	NO HIT	042	UT	FR	01/01/2021	306T5220	P	FSL0162	C	/UTAH LOCAL GOVER	09/12/2021	09/29/2021	67785049	5,792.02
AU0	16250030	028	UT	AD	01/01/2021	306T5220	AL	FRW7866	C	/COTTONWOOD HEIGH	09/16/2021	09/30/2021	67787466	1,050.61
AU0	12690ALX	028	UT	AD	01/01/2021	306T5220	AL	FRW7952	C	/NEPHI CITY	09/19/2021	09/30/2021	67787467	2,575.26
AU0	14250	877	UT	FR	01/01/2021	306T5220	P	FLS2969	E	/TRANS-JORDAN CIT	08/17/2021	09/02/2021	77248715	156.00
AU0	14250	877	UT	FR	01/01/2021	306T5220	P	FLS2969	E	/TRANS-JORDAN CIT	08/17/2021	09/02/2021	77254421	15.60
AU0	14250	877	UT	FR	01/01/2021	306T5220	P	FLS2969	E	/TRANS-JORDAN CIT	08/17/2021	09/03/2021	77259363	156.00
AU0	16500	042	UT	FR	01/01/2021	306T5220	P	FLS2958	E	/HEBER VALLEY SPE	08/17/2021	09/17/2021	77286476	156.00
AU0	16500	042	UT	FR	01/01/2021	306T5220	P	FLS2958	E	/HEBER VALLEY SPE	08/17/2021	09/17/2021	77290925	124.80
AU0	16500	042	UT	FR	01/01/2021	306T5220	P	FLS2958	E	/HEBER VALLEY SPE	08/17/2021	09/17/2021	77299545	31.20
AU0	16500	042	UT	FR	01/01/2021	306T5220	P	FLS2958	E	/HEBER VALLEY SPE	08/17/2021	09/29/2021	77334296	156.00
Total													133	814,908.59

**CSS Worker's Compensation Disbursements
Aug 2021 - Sep 2021 - By Check Amount**

Client Code	Organization Code	Adjusting Office	State	Claim Designator	Policy Effective Date	Policy Number	Line	Claim Number	Payment Type	Claimant Name	Loss Date	Charge Date	Check Number	Check Amount
AT7	14050001001	042	UT	CB	01/01/2021	306T3656	WC	FTA7813	M	CRNICH ANDY S	07/02/2021	08/11/2021	67750969	111,369.84
AT7	14050007	042	UT	CB	01/01/2012	306T3656	WC	ESS4780	M	KEETCH SHELLIE B	3/25/2012	8/18/2021	67754055	65,669.00
AT7	14480007011	042	UT	CB	01/01/2021	306T3656	WC	FTK7049	M	SYKES JEAN J	08/18/2021	09/15/2021	67776948	57,106.97
AT7	13500004	042	UT	CB	01/01/2020	306T3656	WC	FNR4855	C	MAY ELAINE	01/13/2020	08/19/2021	67756687	53,000.00
AT7	11740	042	UT	CB	01/01/2019	306T3656	WC	FNR1570	C	HATHAWAY ANTHONY	12/30/2019	09/03/2021	67768235	52,500.00
AT7	17750	042	UT	CB	01/01/2021	306T3656	WC	FSS3108	M	STEPHENSON MARK	3/16/2021	8/4/2021	67745297	47,201.41
AT7	15530004	042	UT	CB	01/01/2020	306T3656	WC	FQV6644	M	NYMAN JOANN	10/13/2020	09/30/2021	67788114	31,145.75
AT7	16080001003	042	UT	CB	01/01/2021	306T3656	WC	FRU3688	C	PARK ADAM	01/14/2021	08/06/2021	67746271	29,665.00
AT7	11690005	042	UT	CB	01/01/2020	306T3656	WC	FPR6237	M	GUNN KRISTI	05/05/2020	09/01/2021	67767028	29,648.89
AT7	14190017	042	UT	CB	01/01/2021	306T3656	WC	FTA8041	M	LIDDELL LISA	07/02/2021	08/25/2021	67762154	28,837.31
AT7	11200004	042	UT	CB	01/01/2021	306T3656	WC	FTA0846	M	EVANS MATTHEW	06/01/2021	08/18/2021	67756364	22,124.52
AT7	12570	042	UT	CB	01/01/2021	306T3656	WC	FTK4709	M	ABBOTT KARL M	08/07/2021	09/22/2021	67782211	21,338.31
AT7	14050001001	042	UT	CB	01/01/2021	306T3656	WC	FSS5707	M	WILKINSON NICHOLA	05/04/2021	08/25/2021	67762210	19,730.42
AT7	13980001	042	UT	CB	01/01/2021	306T3656	WC	FTA9068	M	THOMPSON JODI	7/12/2021	8/18/2021	67756364	19,213.42
AT7	16110413	042	UT	CB	01/01/2021	306T3656	WC	FSS2261	M	LIRA ANTHONY J	4/15/2021	8/25/2021	67762212	17,453.05
AT7	16080001005	042	UT	CB	01/01/2021	306T3656	WC	FSJ4797	M	ALLEN CATHERINE	02/19/2021	09/01/2021	67767448	15,637.39
AT7	16110211	042	UT	CB	01/01/2021	306T3656	WC	FSS2073	M	MCDANIEL DAVID L	04/15/2021	08/04/2021	67745241	15,420.78
AT7	14480007010	042	UT	CB	01/01/2021	306T3656	WC	FTA8379	M	VAN NOSDOL TY	06/08/2021	09/29/2021	67787429	14,969.08
AT7	17080	042	UT	CB	01/01/2021	306T3656	WC	FTA3715	C	PARRISH GREG	06/03/2021	08/23/2021	67758003	10,494.00
AT7	17750	042	UT	CB	01/01/2021	306T3656	WC	FSS3108	E	STEPHENSON MARK	03/16/2021	08/05/2021	22000016	10,000.00
AT7	14260008	042	UT	CB	01/01/2021	306T3656	WC	FSJ4834	E	NORR MICHAEL R	03/05/2021	09/15/2021	33144045	9,390.00
AT7	10610005	042	UT	CB	01/01/2021	306T3656	WC	FSS6088	M	JACKSON BURKE A	04/22/2021	09/22/2021	67781560	8,488.73
AT7	14390002	042	UT	CB	01/01/2021	306T3656	WC	FTA4201	M	HADLOCK NICOLE	6/15/2021	8/4/2021	67744971	7,235.06
AT7	14780	042	UT	CB	01/01/2020	306T3656	WC	FPD3680	C	QUIRK KENNETH	02/04/2020	08/19/2021	67756555	6,873.75
AT7	11640006	042	UT	CB	01/01/2020	306T3656	WC	FQV0946	M	MOSS JORDAN	09/03/2020	08/12/2021	67751710	5,733.14
AT7	14640019	042	UT	CB	01/01/2021	306T3656	WC	FTA9145	M	GOODE JOSHUA	07/11/2021	09/29/2021	67786982	5,613.97
AT7	17080	042	UT	CB	01/01/2021	306T3656	WC	FTA3715	M	PARRISH GREG	06/03/2021	09/22/2021	67780291	4,981.54
AT7	12810003	095	UT	CM	01/01/2021	306T3656	WC	FSJ9417	M	MARQUEZ CHRISTOPH	03/29/2021	09/15/2021	67776882	4,864.03
AT7	11520	042	UT	CB	01/01/2021	306T3656	WC	FTA5885	M	NELSON GREG	06/23/2021	09/01/2021	67767432	4,402.49
AT7	15750	042	UT	CB	01/01/2007	306T3656	WC	CAU6403	M	NEWSOME PAUL	8/6/2007	8/20/2021	67757921	4,249.20
AT7	16080001005	042	UT	CB	01/01/2021	306T3656	WC	FSS8253	M	ZOE FEDDERSON	05/18/2021	08/11/2021	67750566	3,657.57
AT7	11660007	095	UT	CM	01/01/2021	306T3656	WC	FTQ0985	M	CHRISTOPH SHAW	09/01/2021	09/23/2021	2284388	3,611.10
AT7	14640019	042	UT	CB	01/01/2020	306T3656	WC	FQM1241	M	ALLEN BRAD R	7/11/2020	8/17/2021	67753982	3,471.58
AT7	16080003002	042	UT	CB	01/01/2021	306T3656	WC	FTK6222	M	CHET ELLIS	07/07/2021	09/29/2021	67787389	3,211.87
AT7	16080001005	042	UT	CB	01/01/2021	306T3656	WC	FTA2856	M	DANIEL DONLEVY	06/10/2021	08/11/2021	67750969	3,119.29
AT7	12940016	042	UT	CB	01/01/2021	306T3656	WC	FTQ0600	C	JAMES THOMPSON	08/06/2021	09/16/2021	67777157	3,029.42

CSS Worker's Compensation Disbursements
Aug 2021 - Sep 2021 - By Check Amount

Client Code	Organization Code	Adjusting Office	State	Claim Designator	Policy Effective Date	Policy Number	Line	Claim Number	Payment Type	Claimant Name	Loss Date	Charge Date	Check Number	Check Amount
AT7	13070002	095	UT	CM	01/01/2021	306T3656	WC	FSS6894	M	MOWER ANTHONY J	05/10/2021	09/29/2021	67786653	2,970.29
AT7	17080	042	UT	CB	01/01/2021	306T3656	WC	FTA3715	E	PARRISH GREG	06/03/2021	09/01/2021	33102172	2,895.00
AT7	16080001003	095	UT	CM	01/01/2021	306T3656	WC	FTA9307	M	STEPHENS BANNING	07/13/2021	09/22/2021	67782247	2,866.76
AT7	13980015	042	UT	CB	01/01/2021	306T3656	WC	FTA9068	M	THOMPSON JODI	07/12/2021	09/15/2021	67776945	2,862.47
AT7	10480009	095	UT	CM	01/01/2021	306T3656	WC	FTK0436	M	LAURITSEN TODD	07/08/2021	09/22/2021	67781944	2,757.93
AT7	14780	042	UT	CB	01/01/2020	306T3656	WC	FPD3680	E	QUIRK KENNETH	2/4/2020	8/25/2021	33043317	2,695.00
AT7	15610004	042	UT	CB	01/01/2020	306T3656	WC	FPZ6063	E	HUNTER JED W	6/30/2020	8/4/2021	33999080	2,655.00
AT7	10610007	095	UT	CM	01/01/2021	306T3656	WC	FTK3256	M	MICHAEL CARLSON	07/28/2021	08/25/2021	67762146	2,606.09
AT7	11640005	042	UT	CB	01/01/2012	306T3656	WC	ETX7968	M	HATCH MICHAEL J	07/06/2012	09/29/2021	67787398	2,539.55
AT7	13160001	042	UT	CB	01/01/2019	306T3656	WC	FKN5056	C	LYNCH KEVIN S	01/04/2019	09/13/2021	254503	2,525.60
AT7	16110211	042	UT	CB	01/01/2021	306T3656	WC	FTK0277	M	GRACIA LIONEL R	07/16/2021	09/09/2021	67772314	2,366.91
AT7	14190017	042	UT	CB	01/01/2021	306T3656	WC	FTA8041	M	LIDDELL LISA	7/2/2021	8/11/2021	67750938	2,355.72
AT7	14480007011	042	UT	CB	01/01/2021	306T3656	WC	FTK7049	M	SYKES JEAN J	08/18/2021	09/29/2021	33190747	2,329.00
AT7	14480007010	042	UT	CB	01/01/2021	306T3656	WC	FTA8379	M	VAN NOSDOL TY	06/08/2021	09/01/2021	67767470	2,313.35
AT7	12960008	042	UT	CB	01/01/2021	306T3656	WC	FTK4420	M	OLESON PAUL	08/01/2021	09/15/2021	67776892	2,285.44
AT7	15610021	095	UT	CM	01/01/2021	306T3656	WC	FTK1840	M	KINDER KYLEE	07/23/2021	09/15/2021	67776946	2,270.62
AT7	13660	042	UT	CB	01/01/2007	306T3656	WC	CAU3007	C	PENOVICH MICHAEL	07/05/2007	08/20/2021	2275223	2,260.00
AT7	13660	042	UT	CB	01/01/2007	306T3656	WC	CAU3007	C	PENOVICH MICHAEL	07/05/2007	09/22/2021	2283647	2,260.00
AT7	13900	042	UT	CB	01/01/2021	306T3656	WC	FSJ3306	M	BERRYHILL LORRAIN	03/02/2021	08/25/2021	67760994	2,189.81
AT7	11490022007	095	UT	CM	01/01/2020	306T3656	WC	FQV1722	M	STALPES JOSHUA	09/16/2020	09/09/2021	67772321	2,177.83
AT7	13260	042	UT	CB	01/01/2019	306T3656	WC	FMP1766	M	MYERS LAURA	08/19/2019	09/01/2021	67765255	2,158.38
AT7	16110211	042	UT	CB	01/01/2021	306T3656	WC	FSS8679	M	IVERSON DOUGLAS J	5/19/2021	8/4/2021	67745398	2,121.73
AT7	13660003	042	UT	CB	01/01/2021	306T3656	WC	FTK9767	M	JENNIFER WEIGHT	08/27/2021	09/15/2021	67776788	2,114.50
AT7	10610005	042	UT	CB	01/01/2021	306T3656	WC	FSS6088	M	JACKSON BURKE A	04/22/2021	09/15/2021	67776881	2,098.99
AT7	11110	042	UT	CB	01/01/1989	306T4813	WC	A4J7066	M	JENSEN MICHAEL	4/25/1989	8/12/2021	2272767	2,022.30
AT7	11110	042	UT	CB	01/01/1989	306T4813	WC	A4J7066	M	JENSEN MICHAEL	04/25/1989	09/09/2021	2279978	2,022.30
AT7	13660003	042	UT	CB	01/01/2021	306T3656	WC	FSJ1480	M	WALDRON BRANDON	2/5/2021	8/4/2021	67745412	2,022.18
AT7	16110211	042	UT	CB	01/01/2021	306T3656	WC	FTK0277	C	GRACIA LIONEL R	7/16/2021	8/13/2021	67751766	2,006.00
AT7	16110211	042	UT	CB	01/01/2021	306T3656	WC	FTK0277	C	GRACIA LIONEL R	07/16/2021	08/27/2021	67763095	2,006.00
AT7	16110211	042	UT	CB	01/01/2021	306T3656	WC	FTK0277	C	GRACIA LIONEL R	07/16/2021	09/10/2021	67772734	2,006.00
AT7	16110211	042	UT	CB	01/01/2021	306T3656	WC	FTK0277	C	GRACIA LIONEL R	07/16/2021	09/24/2021	67783030	2,006.00
AT7	14740003	042	UT	CB	01/01/2014	306T3656	WC	E1D2222	E	PENMAN TRASE R	08/25/2014	08/18/2021	33039577	1,995.00
AT7	14480007011	042	UT	CB	01/01/2019	306T3656	WC	FMX3723	E	JONES LAURIE	10/03/2019	09/01/2021	33088630	1,995.00
AT7	14480002	042	UT	CB	01/01/2020	306T3656	WC	FPZ9135	E	BUNCE CHERIE	07/13/2020	09/01/2021	33091004	1,995.00
AT7	14480007011	042	UT	CB	01/01/2021	306T3656	WC	FTK7049	M	SYKES JEAN J	08/18/2021	09/22/2021	33168751	1,992.70
AT7	13660003	042	UT	CB	01/01/2019	306T3656	WC	FKV3457	M	DALTON DEREK	02/08/2019	08/18/2021	67756360	1,968.95

CSS Worker's Compensation Disbursements
Aug 2021 - Sep 2021 - By Check Amount

Client Code	Organization Code	Adjusting Office	State	Claim Designator	Policy Effective Date	Policy Number	Line	Claim Number	Payment Type	Claimant Name	Loss Date	Charge Date	Check Number	Check Amount
AT7	17080	042	UT	CB	01/01/2021	306T3656	WC	FTA3715	C	PARRISH GREG	06/03/2021	09/07/2021	67768896	1,908.00
AT7	15320001	042	UT	CB	01/01/2021	306T3656	WC	FTK2892	M	MICHAEL JRICHARDS	07/08/2021	08/25/2021	67762192	1,861.36
AT7	11200004	042	UT	CB	01/01/2021	306T3656	WC	FTA0846	C	EVANS MATTHEW	06/01/2021	08/11/2021	67748734	1,860.00
AT7	11200004	042	UT	CB	01/01/2021	306T3656	WC	FTA0846	C	EVANS MATTHEW	6/1/2021	8/25/2021	67759792	1,860.00
AT7	11200004	042	UT	CB	01/01/2021	306T3656	WC	FTA0846	C	EVANS MATTHEW	06/01/2021	09/09/2021	67770323	1,860.00
AT7	11420003	042	UT	CB	01/01/2021	306T3656	WC	FTK8560	M	SORENSEN LEE	08/25/2021	09/15/2021	67776920	1,857.48
AT7	13980006004	095	UT	CM	01/01/2021	306T3656	WC	FTK5492	M	TRISTAN JOHNSON	08/11/2021	09/22/2021	67782281	1,847.59
AT7	11200004	042	UT	CB	01/01/2021	306T3656	WC	FTA0846	M	EVANS MATTHEW	06/01/2021	08/04/2021	67744672	1,802.12
AT7	16080001001	042	UT	CB	01/01/2021	306T3656	WC	FSJ0221	M	LATHEN WESLEY	02/15/2021	09/16/2021	67777152	1,775.20
AT7	14480022030	042	UT	CB	01/01/2021	306T3656	WC	FSS4939	M	BIRD COLTON	04/23/2021	09/15/2021	67776945	1,774.30
AT7	11200004	042	UT	CB	01/01/2021	306T3656	WC	FTA0846	M	EVANS MATTHEW	06/01/2021	09/29/2021	67786983	1,752.57
AT7	12690002	042	UT	CB	01/01/2021	306T3656	WC	FSS2485	C	MORROW JOSHUA	4/18/2021	8/6/2021	231258	1,750.00
AT7	12690002	042	UT	CB	01/01/2021	306T3656	WC	FSS2485	C	MORROW JOSHUA	4/18/2021	8/20/2021	240174	1,750.00
AT7	12690002	042	UT	CB	01/01/2021	306T3656	WC	FSS2485	C	MORROW JOSHUA	04/18/2021	09/03/2021	249236	1,750.00
AT7	12690002	042	UT	CB	01/01/2021	306T3656	WC	FSS2485	C	MORROW JOSHUA	04/18/2021	09/17/2021	258064	1,750.00
AT7	14480022040	042	UT	CB	01/01/2020	306T3656	WC	FQV0297	M	BUFTON BEAU	09/12/2020	09/08/2021	2279273	1,730.23
AT7	14500002	042	UT	CB	01/01/2021	306T3656	WC	FSS9523	E	WOLFGRAMM SIONE F	05/24/2021	09/01/2021	33098733	1,725.00
AT7	14480022030	042	UT	CB	01/01/2021	306T3656	WC	FTK0677	M	JOJI VAKALALA	07/19/2021	09/15/2021	67776945	1,663.75
AT7	14660002	095	UT	CM	01/01/2021	306T3656	WC	FTA5694	M	RILEY ELTON	06/22/2021	08/04/2021	67745016	1,650.84
AT7	10550	042	UT	CB	01/01/2021	306T3656	WC	FSJ6695	C	LOFLEY KEITH	03/17/2021	09/08/2021	67769580	1,590.00
AT7	12360001	042	UT	CB	01/01/2021	306T3656	WC	FTK5938	M	GARCIA RODRIGO	08/12/2021	09/15/2021	67776820	1,585.50
AT7	11560003	042	UT	CB	01/01/2021	306T3656	WC	FRU8588	M	CREEK KELSIE	02/05/2021	09/17/2021	6778677	1,579.90
AT7	13500003	042	UT	CB	01/01/2020	306T3656	WC	FQM1044	C	CARDENAS CARMEN	07/22/2020	09/16/2021	67777151	1,569.44
AT7	16110413	095	UT	CM	01/01/2021	306T3656	WC	FTA8515	M	CHAMBERLAIN DILLO	07/08/2021	09/01/2021	67767481	1,546.39
AT7	13980015	042	UT	CB	01/01/2021	306T3656	WC	FTA9068	M	THOMPSON JODI	07/12/2021	09/29/2021	67787423	1,545.70
AT7	12110002	042	UT	CB	01/01/2020	306T3656	WC	FQV6925	C	CROUSE AMBER	10/13/2020	8/6/2021	231273	1,507.05
AT7	11770	042	UT	CB	01/01/2018	306T3656	WC	A3C1892	C	STEELE DENNIS	9/15/2018	8/3/2021	67742453	1,494.00
AT7	11770	042	UT	CB	01/01/2018	306T3656	WC	A3C1892	C	STEELE DENNIS	9/15/2018	8/17/2021	67753279	1,494.00
AT7	11770	042	UT	CB	01/01/2018	306T3656	WC	A3C1892	C	STEELE DENNIS	9/15/2018	8/31/2021	67764596	1,494.00
AT7	11770	042	UT	CB	01/01/2018	306T3656	WC	A3C1892	C	STEELE DENNIS	09/15/2018	09/14/2021	67773820	1,494.00
AT7	11770	042	UT	CB	01/01/2018	306T3656	WC	A3C1892	C	STEELE DENNIS	09/15/2018	09/28/2021	67784311	1,494.00
AT7	14480007010	042	UT	CB	01/01/2021	306T3656	WC	FTA8379	C	VAN NOSDOL TY	06/08/2021	09/29/2021	67785050	1,462.44
AT7	12110002	042	UT	CB	01/01/2020	306T3656	WC	FQV6925	C	CROUSE AMBER	10/13/2020	09/03/2021	249451	1,442.18
AT7	14390002	042	UT	CB	01/01/2021	306T3656	WC	FTA4201	M	HADLOCK NICOLE	06/15/2021	08/25/2021	67762143	1,411.90
AT7	17080	042	UT	CB	01/01/2021	306T3656	WC	FTA3715	M	PARRISH GREG	06/03/2021	08/11/2021	67750850	1,411.20
AT7	17870	095	UT	CM	01/01/2021	306T3656	WC	FSJ7845	M	ROCIO ESPITIA MAR	3/17/2021	8/18/2021	67756336	1,407.17

CSS Worker's Compensation Disbursements
Aug 2021 - Sep 2021 - By Check Amount

Client Code	Organization Code	Adjusting Office	State	Claim Designator	Policy Effective Date	Policy Number	Line	Claim Number	Payment Type	Claimant Name	Loss Date	Charge Date	Check Number	Check Amount
AT7	14260008	095	UT	CM	01/01/2021	306T3656	WC	FTA9810	M	JOE RATHBONE	07/13/2021	08/18/2021	67756332	1,402.30
AT7	13580	042	UT	CB	01/01/2021	306T3656	WC	FRU2531	M	NAKAI RITA	1/5/2021	8/31/2021	2277298	1,388.61
AT7	16080001003	095	UT	CM	01/01/2021	306T3656	WC	FTA9307	M	STEPHENS BANNING	07/13/2021	08/12/2021	2273325	1,371.54
AT7	14050001001	042	UT	CB	01/01/2021	306T3656	WC	FTA7813	M	CRNICH ANDY S	07/02/2021	08/18/2021	67756333	1,366.95
AT7	15610015001	042	UT	CB	01/01/2020	306T3656	WC	FPZ2637	C	STONE CALLAN M	06/09/2020	09/02/2021	67767687	1,335.00
AT7	11690005	042	UT	CB	01/01/2020	306T3656	WC	FPR6237	C	GUNN KRISTI	05/05/2020	08/23/2021	67757996	1,292.00
AT7	11690005	042	UT	CB	01/01/2020	306T3656	WC	FPR6237	C	GUNN KRISTI	05/05/2020	09/07/2021	67768889	1,292.00
AT7	11690005	042	UT	CB	01/01/2020	306T3656	WC	FPR6237	C	GUNN KRISTI	05/05/2020	09/20/2021	67778801	1,292.00
AT7	14190007	042	UT	CB	01/01/2015	306T3656	WC	E2P3959	M	COBB CALVIN	02/04/2015	08/25/2021	67761585	1,265.50
AT7	14050001001	042	UT	CB	01/01/2021	306T3656	WC	FTA7813	E	CRNICH ANDY S	7/2/2021	8/12/2021	22000002	1,261.92
AT7	15610015003	042	UT	CB	01/01/2021	306T3656	WC	FTA7023	M	ADAMS ZACHARY K	6/30/2021	8/4/2021	67745352	1,256.00
AT7	14480007011	042	UT	CB	01/01/2019	306T3656	WC	FMX3723	C	JONES LAURIE	10/3/2019	8/9/2021	67747218	1,252.00
AT7	12360001	042	UT	CB	01/01/2021	306T3656	WC	FTK5938	C	RODRIGO GARCIA	8/12/2021	8/30/2021	67763874	1,244.00
AT7	14190017	042	UT	CB	01/01/2021	306T3656	WC	FTA8041	M	LIDDELL LISA	07/02/2021	08/11/2021	67750939	1,240.43
AT7	11620	042	UT	CB	01/01/2019	306T3656	WC	FNE5850	C	HAMMACK RANDY	11/30/2019	8/6/2021	231249	1,222.00
AT7	11620	042	UT	CB	01/01/2019	306T3656	WC	FNE5850	C	HAMMACK RANDY	11/30/2019	08/20/2021	240170	1,222.00
AT7	11620	042	UT	CB	01/01/2019	306T3656	WC	FNE5850	C	HAMMACK RANDY	11/30/2019	09/03/2021	249221	1,222.00
AT7	11620	042	UT	CB	01/01/2019	306T3656	WC	FNE5850	C	HAMMACK RANDY	11/30/2019	09/17/2021	258042	1,222.00
AT7	10610006	042	UT	CB	01/01/2021	306T3656	WC	FTK1113	C	MCWILLIAMS SHAUN	07/10/2021	08/12/2021	67751210	1,214.84
AT7	13230004	042	UT	CB	01/01/2009	306T3656	WC	A4J5660	C	CRUMP DANNY R	07/21/2009	08/05/2021	2270603	1,209.80
AT7	13230004	042	UT	CB	01/01/2009	306T3656	WC	A4J5660	C	CRUMP DANNY R	7/21/2009	8/19/2021	2274633	1,209.80
AT7	13230004	042	UT	CB	01/01/2009	306T3656	WC	A4J5660	C	CRUMP DANNY R	07/21/2009	09/02/2021	2278007	1,209.80
AT7	13230004	042	UT	CB	01/01/2009	306T3656	WC	A4J5660	C	CRUMP DANNY R	07/21/2009	09/16/2021	2282356	1,209.80
AT7	13230004	042	UT	CB	01/01/2009	306T3656	WC	A4J5660	C	CRUMP DANNY R	07/21/2009	09/30/2021	2285692	1,209.80
AT7	16080001001	042	UT	CB	01/01/2021	306T3656	WC	FTQ1811	C	James DeGering	08/26/2021	09/20/2021	67778808	1,186.33
AT7	13500003	042	UT	CB	01/01/2020	306T3656	WC	FQM1044	C	CARDENAS CARMEN	7/22/2020	8/5/2021	67745622	1,154.00
AT7	13500003	042	UT	CB	01/01/2020	306T3656	WC	FQM1044	C	CARDENAS CARMEN	07/22/2020	08/19/2021	67756558	1,154.00
AT7	13500003	042	UT	CB	01/01/2020	306T3656	WC	FQM1044	C	CARDENAS CARMEN	07/22/2020	09/02/2021	67767694	1,154.00
AT7	16690004	042	UT	CB	01/01/2021	306T3656	WC	FSS8764	M	CANDALOT KURT L	05/19/2021	09/01/2021	67767480	1,148.71
AT7	13160001	042	UT	CB	01/01/2019	306T3656	WC	FKN5056	C	LYNCH KEVIN S	01/04/2019	08/02/2021	227754	1,148.00
AT7	13160001	042	UT	CB	01/01/2019	306T3656	WC	FKN5056	C	LYNCH KEVIN S	1/4/2019	8/16/2021	236656	1,148.00
AT7	13160001	042	UT	CB	01/01/2019	306T3656	WC	FKN5056	C	LYNCH KEVIN S	01/04/2019	08/30/2021	245657	1,148.00
AT7	10970	042	UT	CB	01/01/1987	306T4813	WC	A4J6803	C	IVIE GERRY	7/2/1987	8/27/2021	67763089	1,140.00
AT7	10970	042	UT	CB	01/01/1987	306T4813	WC	A4J6803	C	IVIE GERRY	07/02/1987	09/24/2021	67783028	1,140.00
AT7	15610015003	042	UT	CB	01/01/2021	306T3656	WC	FTK7667	M	JORGE AMORALES	08/20/2021	09/15/2021	67776945	1,134.85
AT7	12690002	042	UT	CB	01/01/2021	306T3656	WC	FSS2485	M	MORROW JOSHUA	04/18/2021	09/01/2021	67767429	1,119.20

CSS Worker's Compensation Disbursements
Aug 2021 - Sep 2021 - By Check Amount

Client Code	Organization Code	Adjusting Office	State	Claim Designator	Policy Effective Date	Policy Number	Line	Claim Number	Payment Type	Claimant Name	Loss Date	Charge Date	Check Number	Check Amount
AT7	10600	042	UT	CB	01/01/2020	306T3656	WC	FRU0892	M	JENSEN STEWART	12/29/2020	8/4/2021	67745351	1,118.39
AT7	11200004	042	UT	CB	01/01/2021	306T3656	WC	FTA0846	M	EVANS MATTHEW	06/01/2021	09/01/2021	67767435	1,103.65
AT7	16110413	042	UT	CB	01/01/2021	306T3656	WC	FSS2261	M	LIRA ANTHONY J	04/15/2021	09/22/2021	67782231	1,103.65
AT7	13900	042	UT	CB	01/01/2021	306T3656	WC	FSJ3306	C	BERRYHILL LORRAIN	03/02/2021	08/18/2021	238544	1,096.00
AT7	13900	042	UT	CB	01/01/2021	306T3656	WC	FSJ3306	C	BERRYHILL LORRAIN	03/02/2021	09/01/2021	247492	1,096.00
AT7	16110211	095	UT	CM	01/01/2021	306T3656	WC	FSS9550	M	ASHWORTH JEFFREY	05/21/2021	09/01/2021	67767481	1,089.32
AT7	16110413	042	UT	CB	01/01/2021	306T3656	WC	FSS2261	C	LIRA ANTHONY J	4/15/2021	8/16/2021	236668	1,084.00
AT7	14480007011	042	UT	CB	01/01/2021	306T3656	WC	FTK7049	M	SYKES JEAN J	08/18/2021	09/29/2021	33190745	1,080.70
AT7	17750	042	UT	CB	01/01/2021	306T3656	WC	FSS3108	M	STEPHENSON MARK	3/16/2021	8/4/2021	67744745	1,071.00
AT7	11200004	042	UT	CB	01/01/2021	306T3656	WC	FTA0846	C	EVANS MATTHEW	06/01/2021	09/22/2021	67780107	1,062.90
AT7	16410	042	UT	CB	01/01/2020	306T3656	WC	FQM3702	M	MCDONALD CHAD	8/7/2020	8/4/2021	33998677	1,045.40
AT7	12570	042	UT	CB	01/01/2021	306T3656	WC	FTK4709	C	KARL MABBOTT	08/07/2021	08/30/2021	67763873	1,038.00
AT7	14050001001	042	UT	CB	01/01/2021	306T3656	WC	FSS5707	M	WILKINSON NICHOLA	05/04/2021	08/04/2021	67745358	1,035.65
AT7	11490015	042	UT	CB	01/01/2019	306T3656	WC	FMX3174	C	CAMUNEZ DAVID	09/18/2019	08/11/2021	67748728	1,031.90
AT7	11490015	042	UT	CB	01/01/2019	306T3656	WC	FMX3174	C	CAMUNEZ DAVID	9/18/2019	8/25/2021	67759783	1,031.90
AT7	11490015	042	UT	CB	01/01/2019	306T3656	WC	FMX3174	C	CAMUNEZ DAVID	09/18/2019	09/09/2021	67770316	1,031.90
AT7	11490015	042	UT	CB	01/01/2019	306T3656	WC	FMX3174	C	CAMUNEZ DAVID	09/18/2019	09/22/2021	67780098	1,031.90
AT7	16080001002	042	UT	CB	01/01/2021	306T3656	WC	FTQ2341	C	GEOFFREY WALKER	08/24/2021	09/28/2021	67784320	1,023.42
AT7	17870	095	UT	CM	01/01/2021	306T3656	WC	FSJ7845	M	ROCIO ESPITIA MAR	3/17/2021	8/3/2021	2269967	1,010.51
AT7	14640019	042	UT	CB	01/01/2021	306T3656	WC	FTA9145	M	GOODE JOSHUA	07/11/2021	09/15/2021	67776922	1,009.44
AT7	12110002	042	UT	CB	01/01/2020	306T3656	WC	FQV6925	C	CROUSE AMBER	10/13/2020	09/20/2021	259014	1,007.93
AT7	11520	042	UT	CB	01/01/2021	306T3656	WC	FTA5885	C	NELSON GREG	06/23/2021	08/18/2021	67754059	1,001.18
AT7	10610006	042	UT	CB	01/01/2021	306T3656	WC	FTK1113	C	MCWILLIAMS SHAUN	7/10/2021	8/2/2021	67741709	1,000.00
AT7	15530004	042	UT	CB	01/01/2020	306T3656	WC	FQV6644	C	NYMAN JOANN	10/13/2020	08/03/2021	67742456	1,000.00
AT7	15530004	042	UT	CB	01/01/2020	306T3656	WC	FQV6644	C	NYMAN JOANN	10/13/2020	08/17/2021	67753281	1,000.00
AT7	15530004	042	UT	CB	01/01/2020	306T3656	WC	FQV6644	C	NYMAN JOANN	10/13/2020	08/31/2021	67764598	1,000.00
AT7	15530004	042	UT	CB	01/01/2020	306T3656	WC	FQV6644	C	NYMAN JOANN	10/13/2020	09/14/2021	67773824	1,000.00
AT7	15530004	042	UT	CB	01/01/2020	306T3656	WC	FQV6644	C	NYMAN JOANN	10/13/2020	09/28/2021	67784316	1,000.00
AT7	14190017	042	UT	CB	01/01/2021	306T3656	WC	FTA8041	M	LIDDELL LISA	7/2/2021	8/18/2021	67755170	985.98
AT7	12360001	042	UT	CB	01/01/2021	306T3656	WC	FTK5938	C	GARCIA RODRIGO	08/12/2021	09/13/2021	67773193	977.43
AT7	13980004	042	UT	CB	01/01/2020	306T3656	WC	FQV4978	M	CARTER GARRETT	10/6/2020	8/24/2021	67759640	968.00
AT7	11460	042	UT	CB	01/01/2020	306T3656	WC	FPD1532	C	HONE BRENT	2/11/2020	8/2/2021	67741704	960.00
AT7	11460	042	UT	CB	01/01/2020	306T3656	WC	FPD1532	C	HONE BRENT	02/11/2020	08/16/2021	67752508	960.00
AT7	11460	042	UT	CB	01/01/2020	306T3656	WC	FPD1532	C	HONE BRENT	2/11/2020	8/30/2021	67763870	960.00
AT7	11460	042	UT	CB	01/01/2020	306T3656	WC	FPD1532	C	HONE BRENT	02/11/2020	09/13/2021	67773187	960.00
AT7	11460	042	UT	CB	01/01/2020	306T3656	WC	FPD1532	C	HONE BRENT	02/11/2020	09/27/2021	67783666	960.00

CSS Worker's Compensation Disbursements
Aug 2021 - Sep 2021 - By Check Amount

Client Code	Organization Code	Adjusting Office	State	Claim Designator	Policy Effective Date	Policy Number	Line	Claim Number	Payment Type	Claimant Name	Loss Date	Charge Date	Check Number	Check Amount
AT7	17080	042	UT	CB	01/01/2021	306T3656	WC	FTA3715	C	PARRISH GREG	06/03/2021	09/17/2021	258058	954.00
AT7	17080	042	UT	CB	01/01/2021	306T3656	WC	FTA3715	C	PARRISH GREG	06/03/2021	09/30/2021	266143	954.00
AT7	11490026	095	UT	CM	01/01/2021	306T3656	WC	FTA0287	M	BELL CARRI R	01/13/2021	09/01/2021	67767433	948.98
AT7	10540	042	UT	CB	01/01/2021	306T3656	WC	FSS4142	C	SMITH SETH W	4/15/2021	8/10/2021	67747973	938.00
AT7	10540	042	UT	CB	01/01/2021	306T3656	WC	FSS4142	C	SMITH SETH W	04/15/2021	08/24/2021	67758875	938.00
AT7	10540	042	UT	CB	01/01/2021	306T3656	WC	FSS4142	C	SMITH SETH W	04/15/2021	09/08/2021	67769582	938.00
AT7	10540	042	UT	CB	01/01/2021	306T3656	WC	FSS4142	C	SMITH SETH W	04/15/2021	09/21/2021	67779448	938.00
AT7	12810	042	UT	CB	01/01/2008	306T3656	WC	A5V0391	C	SKINNER CHARLES B	11/03/2008	08/11/2021	2272208	928.46
AT7	12810	042	UT	CB	01/01/2008	306T3656	WC	A5V0391	C	SKINNER CHARLES B	11/03/2008	08/25/2021	2276074	928.46
AT7	12810	042	UT	CB	01/01/2008	306T3656	WC	A5V0391	C	SKINNER CHARLES B	11/03/2008	09/08/2021	2278981	928.46
AT7	12810	042	UT	CB	01/01/2008	306T3656	WC	A5V0391	C	SKINNER CHARLES B	11/03/2008	09/22/2021	2283599	928.46
AT7	14640024	042	UT	CB	01/01/2021	306T3656	WC	FRU7752	M	SABEY CHRIS C	2/3/2021	8/4/2021	67744867	924.01
AT7	13980015	042	UT	CB	01/01/2021	306T3656	WC	FTA9068	M	THOMPSON JODI	07/12/2021	09/09/2021	67772322	919.15
AT7	11740	042	UT	CB	01/01/1999	306T4813	WC	A4J8127	C	DALLEY RAWLAND	05/28/1999	08/04/2021	67745490	908.00
AT7	11740	042	UT	CB	01/01/1999	306T4813	WC	A4J8127	C	DALLEY RAWLAND	05/28/1999	09/01/2021	67767554	908.00
AT7	11740	042	UT	CB	01/01/1999	306T4813	WC	A4J8127	C	DALLEY RAWLAND	05/28/1999	09/29/2021	67787052	908.00
AT7	11640002	095	UT	CM	01/01/2020	306T3656	WC	FRP6369	M	ZACHARY HENDRICKS	11/28/2020	09/29/2021	67786970	898.58
AT7	14050001004	095	UT	CM	01/01/2021	306T3656	WC	FTA9418	M	JAREN O'DRISCOLL	07/10/2021	08/11/2021	67750976	895.47
AT7	16080001001	042	UT	CB	01/01/2021	306T3656	WC	FTQ1800	C	TYLER LIVINGSTON	09/12/2021	09/29/2021	67785052	889.67
AT7	14480007011	042	UT	CB	01/01/2021	306T3656	WC	FTK7049	C	JEAN JSYKES	08/18/2021	09/02/2021	67767697	880.00
AT7	14480007011	042	UT	CB	01/01/2021	306T3656	WC	FTK7049	C	SYKES JEAN J	08/18/2021	09/15/2021	256489	880.00
AT7	14480007011	042	UT	CB	01/01/2021	306T3656	WC	FTK7049	C	SYKES JEAN J	08/18/2021	09/29/2021	265546	880.00
AT7	14640019	042	UT	CB	01/01/2021	306T3656	WC	FTA9145	M	GOODE JOSHUA	07/11/2021	09/29/2021	67786105	877.26
AT7	11220	095	UT	CM	01/01/2021	306T3656	WC	FTA8866	M	WAHLBERG DENNIS	07/10/2021	09/09/2021	67772317	869.28
AT7	14480007010	042	UT	CB	01/01/2021	306T3656	WC	FTA8379	M	VAN NOSDOL TY	06/08/2021	09/29/2021	67787413	855.15
AT7	16110413	095	UT	CM	01/01/2021	306T3656	WC	FTA8515	M	CHAMBERLAIN DILLO	7/8/2021	8/18/2021	67756362	840.47
AT7	11640005	042	UT	CB	01/01/2018	306T3656	WC	FCJ4676	E	HATCH MICHAEL J	03/28/2018	08/12/2021	67751641	816.00
AT7	14740003	042	UT	CB	01/01/2021	306T3656	WC	FTA3397	M	OBRAVY TANNER	06/11/2021	09/22/2021	67782231	816.00
AT7	14190017	042	UT	CB	01/01/2021	306T3656	WC	FTA8041	M	LIDDELL LISA	07/02/2021	09/15/2021	67776891	801.40
AT7	14390002	042	UT	CB	01/01/2021	306T3656	WC	FTA4201	M	HADLOCK NICOLE	06/15/2021	09/29/2021	67786934	792.20
AT7	14480011023	095	UT	CM	01/01/2021	306T3656	WC	FSS6142	M	O'BRIEN JIM	05/04/2021	09/15/2021	67776945	789.34
AT7	14780	042	UT	CB	01/01/2020	306T3656	WC	FPD3680	E	QUIRK KENNETH	02/04/2020	08/20/2021	67757807	785.57
AT7	16080001003	042	UT	CB	01/01/2021	306T3656	WC	FTK3625	M	O'HARRA GORDON	07/15/2021	09/16/2021	67777154	782.88
AT7	12480	042	UT	CB	01/01/2021	306T3656	WC	FTK5485	C	BREWER TRADYDYN	08/11/2021	09/02/2021	67767696	780.00
AT7	13500004	042	UT	CB	01/01/2020	306T3656	WC	FNR4855	E	MAY ELAINE	01/13/2020	08/12/2021	67751639	773.54
AT7	16690015	095	UT	CM	01/01/2021	306T3656	WC	FTK6388	M	JANALEE EYRE	07/07/2021	09/29/2021	67786981	761.41

CSS Worker's Compensation Disbursements
Aug 2021 - Sep 2021 - By Check Amount

Client Code	Organization Code	Adjusting Office	State	Claim Designator	Policy Effective Date	Policy Number	Line	Claim Number	Payment Type	Claimant Name	Loss Date	Charge Date	Check Number	Check Amount
AT7	14580	042	UT	CB	01/01/1990	306T4813	WC	A4J7033	M	OAKS EDWIN	08/08/1990	08/26/2021	2276492	758.78
AT7	14580	042	UT	CB	01/01/1990	306T4813	WC	A4J7033	M	OAKS EDWIN	08/08/1990	09/23/2021	2283979	758.78
AT7	17310	042	UT	CB	01/01/2005	306T4813	WC	EZD4860	C	SHROPE LOUIS	2/17/2005	8/11/2021	2272372	753.93
AT7	17310	042	UT	CB	01/01/2005	306T4813	WC	EZD4860	C	SHROPE LOUIS	2/17/2005	8/25/2021	2276239	753.93
AT7	17310	042	UT	CB	01/01/2005	306T4813	WC	EZD4860	C	SHROPE LOUIS	02/17/2005	09/08/2021	2279084	753.93
AT7	17310	042	UT	CB	01/01/2005	306T4813	WC	EZD4860	C	SHROPE LOUIS	02/17/2005	09/22/2021	2283760	753.93
AT7	15320023	042	UT	CB	01/01/2021	306T3656	WC	FSS8030	C	JOHNSON KAREN	05/14/2021	08/09/2021	67747225	738.00
AT7	15320023	042	UT	CB	01/01/2021	306T3656	WC	FSS8030	C	JOHNSON KAREN	05/14/2021	08/23/2021	67758002	738.00
AT7	15320023	042	UT	CB	01/01/2021	306T3656	WC	FSS8030	C	JOHNSON KAREN	05/14/2021	09/07/2021	67768895	738.00
AT7	15320023	042	UT	CB	01/01/2021	306T3656	WC	FSS8030	C	JOHNSON KAREN	05/14/2021	09/20/2021	67778804	738.00
AT7	16110440	042	UT	CB	01/01/2021	306T3656	WC	FRU5506	M	ELLSWORTH MICHAEL	01/22/2021	08/18/2021	67756361	731.09
AT7	11690005	042	UT	CB	01/01/2020	306T3656	WC	FPR6237	M	GUNN KRISTI	05/05/2020	08/25/2021	67761779	706.43
AT7	13980001	042	UT	CB	01/01/2021	306T3656	WC	FTA9068	C	THOMPSON JODI	07/12/2021	08/02/2021	67741708	706.00
AT7	13980001	042	UT	CB	01/01/2021	306T3656	WC	FTA9068	C	THOMPSON JODI	7/12/2021	8/16/2021	67752511	706.00
AT7	13980015	042	UT	CB	01/01/2021	306T3656	WC	FTA9068	C	THOMPSON JODI	07/12/2021	09/15/2021	67774712	706.00
AT7	13980015	042	UT	CB	01/01/2021	306T3656	WC	FTA9068	C	THOMPSON JODI	07/12/2021	09/29/2021	67785051	706.00
AT7	12110002	042	UT	CB	01/01/2020	306T3656	WC	FQV6925	C	CROUSE AMBER	10/13/2020	8/20/2021	240349	685.98
AT7	15610015003	042	UT	CB	01/01/2021	306T3656	WC	FTA7023	C	ADAMS ZACHARY K	6/30/2021	8/10/2021	67747974	681.44
AT7	10540	042	UT	CB	01/01/2021	306T3656	WC	FSS4142	M	SMITH SETH W	04/15/2021	09/09/2021	67772331	680.64
AT7	16690001	042	UT	CB	01/01/2021	306T3656	WC	FTA3450	C	BATEMAN MARY	06/11/2021	08/24/2021	67758876	677.98
AT7	10810002	095	UT	CM	01/01/2021	306T3656	WC	FTK6282	M	MEUNRATH SISAVANH	08/13/2021	09/01/2021	67767413	674.00
AT7	16110211	042	UT	CB	01/01/2020	306T3656	WC	FQV6956	M	SPRAGG CURTIS A	10/13/2020	08/18/2021	67756361	666.25
AT7	16080001005	042	UT	CB	01/01/2021	306T3656	WC	FSJ4797	M	ALLEN CATHERINE	2/19/2021	8/18/2021	67756297	654.95
AT7	14480007011	042	UT	CB	01/01/2021	306T3656	WC	FTK7049	E	SYKES JEAN J	08/18/2021	09/16/2021	22000001	651.46
AT7	11640002	095	UT	CM	01/01/2021	306T3656	WC	FSS0371	M	ADRIAN GANDARIALL	03/31/2021	09/29/2021	67787422	649.81
AT7	14480022034	095	UT	CM	01/01/2021	306T3656	WC	FSS6984	M	COREY CLUFF	5/8/2021	8/4/2021	67745394	648.00
AT7	11740	042	UT	CB	01/01/2019	306T3656	WC	FNR1570	E	HATHAWAY ANTHONY	12/30/2019	8/13/2021	67752329	634.78
AT7	14680011	095	UT	CM	01/01/2021	306T3656	WC	FTA5494	M	FAULKNER JOSH	6/18/2021	8/18/2021	67756362	633.44
AT7	16690001	042	UT	CB	01/01/2021	306T3656	WC	FTA3450	M	BATEMAN MARY	6/11/2021	8/18/2021	67756335	625.00
AT7	15750	042	UT	CB	01/01/2007	306T3656	WC	CAU6403	M	NEWSOME PAUL	8/6/2007	8/19/2021	2274784	612.07
AT7	10480003	042	UT	CB	01/01/2019	306T3656	WC	FNR1197	M	COX TAYLOR	12/25/2019	09/13/2021	67773733	609.58
AT7	13660003	042	UT	CB	01/01/2021	306T3656	WC	FSJ1480	M	WALDRON BRANDON	02/05/2021	09/15/2021	67776918	596.74
AT7	16080001003	042	UT	CB	01/01/2021	306T3656	WC	FTK3625	C	GORDON O'HARRA	07/15/2021	08/16/2021	67752512	593.11
AT7	16080001001	042	UT	CB	01/01/2021	306T3656	WC	FTK5315	C	JOHNSON TODD	08/09/2021	09/01/2021	67765257	593.11
AT7	14340006	042	UT	CB	01/01/2020	306T3656	WC	FRP9027	M	SMITH GARY	12/16/2020	09/15/2021	67776878	584.26
AT7	12230002007	042	UT	CB	01/01/2021	306T3656	WC	FTA0416	M	TESEN EDWARD	5/24/2021	8/4/2021	67744154	580.95

**CSS Worker's Compensation Disbursements
Aug 2021 - Sep 2021 - By Check Amount**

Client Code	Organization Code	Adjusting Office	State	Claim Designator	Policy Effective Date	Policy Number	Line	Claim Number	Payment Type	Claimant Name	Loss Date	Charge Date	Check Number	Check Amount
AT7	14480007011	042	UT	CB	01/01/2019	306T3656	WC	FMX3723	M	JONES LAURIE	10/03/2019	09/15/2021	67776945	576.48
AT7	13030	042	UT	CB	01/01/2019	306T3656	WC	FLX7388	M	PLEDGER BARBARA	06/26/2019	09/29/2021	67786980	576.25
AT7	13900	042	UT	CB	01/01/2021	306T3656	WC	FSJ3306	M	BERRYHILL LORRAIN	03/02/2021	09/22/2021	67782243	560.38
AT7	16080001003	042	UT	CB	01/01/2021	306T3656	WC	FRU3688	E	PARK ADAM	01/14/2021	09/13/2021	67773688	560.00
AT7	16690001	042	UT	CB	01/01/2021	306T3656	WC	FTA3450	C	BATEMAN MARY	06/11/2021	09/08/2021	67769584	559.37
AT7	11860	042	UT	CB	01/01/2011	306T3656	WC	EPU2290	M	WOOD SAMUEL J	06/16/2011	08/18/2021	67755253	556.73
AT7	12230004019	042	UT	CB	01/01/2021	306T3656	WC	FRU7894	M	COOK DARIN	02/03/2021	08/04/2021	67745246	555.75
AT7	15320023	042	UT	CB	01/01/2021	306T3656	WC	FSS8030	M	JOHNSON KAREN	05/14/2021	08/04/2021	67745410	552.29
AT7	15610004	042	UT	CB	01/01/2020	306T3656	WC	FPZ6063	M	HUNTER JED W	06/30/2020	09/01/2021	67766927	550.80
AT7	14480022030	042	UT	CB	01/01/2021	306T3656	WC	FSJ6711	M	RICHARDSON JOSEPH	3/16/2021	8/12/2021	67751702	550.00
AT7	17080	042	UT	CB	01/01/2021	306T3656	WC	FTA3715	M	PARRISH GREG	06/03/2021	09/15/2021	67776804	549.78
AT7	13900	042	UT	CB	01/01/2021	306T3656	WC	FSJ3306	C	BERRYHILL LORRAIN	03/02/2021	09/15/2021	256525	548.00
AT7	14050001001	042	UT	CB	01/01/2021	306T3656	WC	FSS5707	M	WILKINSON NICHOLA	05/04/2021	09/29/2021	67786982	547.27
AT7	16110413	042	UT	CB	01/01/2021	306T3656	WC	FSS2261	C	LIRA ANTHONY J	04/15/2021	08/30/2021	245668	542.00
AT7	13270	042	UT	CB	01/01/1998	306T4813	WC	A4J7016	M	BIRD TRACY	07/25/1998	09/30/2021	2285767	535.75
AT7	14480007011	042	UT	CB	01/01/2021	306T3656	WC	FTK7049	M	SYKES JEAN J	08/18/2021	09/22/2021	33168749	535.00
AT7	15610015001	042	UT	CB	01/01/2020	306T3656	WC	FPZ2637	C	STONE CALLAN M	06/09/2020	09/16/2021	67777144	534.00
AT7	15610015001	042	UT	CB	01/01/2020	306T3656	WC	FPZ2637	C	STONE CALLAN M	06/09/2020	09/30/2021	67787474	534.00
AT7	14050001001	042	UT	CB	01/01/2021	306T3656	WC	FTA7813	M	CRNICH ANDY S	7/2/2021	8/11/2021	67750967	533.02
AT7	13980001	042	UT	CB	01/01/2021	306T3656	WC	FTA9068	M	THOMPSON JODI	07/12/2021	08/18/2021	67756333	532.00
AT7	14480022030	042	UT	CB	01/01/2020	306T3656	WC	FQM9200	M	THORPE BRITTNEY	09/03/2020	08/03/2021	2269807	529.64
AT7	16690004	042	UT	CB	01/01/2021	306T3656	WC	FSS8764	C	CANDALOT KURT L	05/19/2021	09/27/2021	67783672	527.00
AT7	15750004	095	UT	CM	01/01/2020	306T3656	WC	FRP6048	M	GARRETT TONE	10/05/2020	08/18/2021	67756356	526.70
AT7	12480	042	UT	CB	01/01/2021	306T3656	WC	FTK5485	C	BREWER TRAEDYN	08/11/2021	09/16/2021	67777156	520.00
AT7	12480	042	UT	CB	01/01/2021	306T3656	WC	FTK5485	C	BREWER TRAEDYN	08/11/2021	09/30/2021	67787481	520.00
AT7	13980005	042	UT	CB	01/01/2021	306T3656	WC	FSS7255	M	THOMPSON THAD	04/10/2021	09/15/2021	67776545	504.90
AT7	14050007	042	UT	CB	01/01/2012	306T3656	WC	ESS4780	E	KEETCH SHELLIE B	3/25/2012	8/4/2021	67744143	500.00
AT7	13660003	042	UT	CB	01/01/2021	306T3656	WC	FSS6588	M	ROBERTSON TAYLOR	5/9/2021	8/2/2021	67741707	498.01
AT7	14050001	042	UT	CB	01/01/2017	306T3656	WC	E9A2530	M	VERNON JARED L	1/9/2017	8/24/2021	2275458	494.14
AT7	13640004	042	UT	CB	01/01/2020	306T3656	WC	FPZ8038	M	RUNOLFSON GABRIEL	07/02/2020	08/18/2021	67756361	490.90
AT7	16080001003	042	UT	CB	01/01/2021	306T3656	WC	FRU3688	M	PARK ADAM	1/14/2021	8/18/2021	67756297	487.51
AT7	13980005	042	UT	CB	01/01/2021	306T3656	WC	FSS7255	C	THOMPSON THAD	04/10/2021	09/08/2021	67769583	486.00
AT7	13980005	042	UT	CB	01/01/2021	306T3656	WC	FSS7255	C	THOMPSON THAD	04/10/2021	09/21/2021	67779450	486.00
AT7	14780	042	UT	CB	01/01/2020	306T3656	WC	FPD3680	E	QUIRK KENNETH	02/04/2020	09/13/2021	67773688	480.00
AT7	16690019	095	UT	CM	01/01/2021	306T3656	WC	FSJ0259	M	WOOD MADISON	2/14/2021	8/18/2021	67756365	460.80
AT7	11830011	042	UT	CB	01/01/2017	306T3656	WC	E9A2052	C	COX STEVEN W	01/03/2017	08/11/2021	67751046	458.48

CSS Worker's Compensation Disbursements
Aug 2021 - Sep 2021 - By Check Amount

Client Code	Organization Code	Adjusting Office	State	Claim Designator	Policy Effective Date	Policy Number	Line	Claim Number	Payment Type	Claimant Name	Loss Date	Charge Date	Check Number	Check Amount
AT7	11830011	042	UT	CB	01/01/2017	306T3656	WC	E9A2052	C	COX STEVEN W	01/03/2017	08/19/2021	67756554	458.48
AT7	11830011	042	UT	CB	01/01/2017	306T3656	WC	E9A2052	C	COX STEVEN W	1/3/2017	8/25/2021	67762285	458.48
AT7	11830011	042	UT	CB	01/01/2017	306T3656	WC	E9A2052	C	COX STEVEN W	01/03/2017	09/09/2021	67770315	458.48
AT7	11830011	042	UT	CB	01/01/2017	306T3656	WC	E9A2052	C	COX STEVEN W	01/03/2017	09/23/2021	67782487	458.48
AT7	15610004	042	UT	CB	01/01/2020	306T3656	WC	FPZ6063	C	HUNTER JED W	06/30/2020	08/25/2021	67759784	454.00
AT7	15610004	042	UT	CB	01/01/2020	306T3656	WC	FPZ6063	C	HUNTER JED W	06/30/2020	09/09/2021	67770318	454.00
AT7	15610004	042	UT	CB	01/01/2020	306T3656	WC	FPZ6063	C	HUNTER JED W	06/30/2020	09/22/2021	67780099	454.00
AT7	15320001	042	UT	CB	01/01/2021	306T3656	WC	FTK2892	E	MICHAEL JRICHARDS	7/8/2021	8/30/2021	67764530	449.99
AT7	13660003	042	UT	CB	01/01/2021	306T3656	WC	FSJ1480	M	WALDRON BRANDON	2/5/2021	8/18/2021	67756330	449.14
AT7	13270	042	UT	CB	01/01/1998	306T4813	WC	A4J7016	M	BIRD TRACY	7/25/1998	8/12/2021	2272765	448.49
AT7	13270	042	UT	CB	01/01/1998	306T4813	WC	A4J7016	M	BIRD TRACY	07/25/1998	09/09/2021	2279976	448.49
AT7	14640012	042	UT	CB	01/01/2021	306T3656	WC	FTA9932	M	SCOVIL AMARIA	07/12/2021	09/15/2021	67776617	448.47
AT7	15750	042	UT	CB	01/01/2007	306T3656	WC	CAU6403	E	NEWSOME PAUL	8/6/2007	8/23/2021	22000273	446.17
AT7	16080003001	042	UT	CB	01/01/2021	306T3656	WC	FTQ0606	C	JEREMIAH JENSEN	09/06/2021	09/20/2021	67778807	444.89
AT7	12230004019	042	UT	CB	01/01/2021	306T3656	WC	FRU7894	M	COOK DARIN	02/03/2021	09/29/2021	67786857	444.60
AT7	11640005	042	UT	CB	01/01/2012	306T3656	WC	ETX7968	E	HATCH MICHAEL J	07/06/2012	09/30/2021	22000010	443.73
AT7	16690001	042	UT	CB	01/01/2021	306T3656	WC	FTA3450	C	BATEMAN MARY	06/11/2021	09/23/2021	67782491	438.59
AT7	12940	042	UT	CB	01/01/1991	306T4813	WC	A4J6991	M	ANDREASON J. BLAI	07/09/1991	09/02/2021	2278083	433.25
AT7	12940	042	UT	CB	01/01/1991	306T4813	WC	A4J6991	M	ANDREASON J. BLAI	07/09/1991	09/30/2021	2285766	433.25
AT7	14580010	042	UT	CB	01/01/2021	306T3656	WC	FSS1511	M	PUMMELL KEVIN	03/30/2021	09/15/2021	67776878	429.56
AT7	10640	042	UT	CB	01/01/2016	306T3656	WC	ESL7571	C	BATES LAURIE	01/19/2016	08/06/2021	231407	427.00
AT7	13640004	042	UT	CB	01/01/2020	306T3656	WC	FPZ8038	M	RUNOLFSON GABRIEL	07/02/2020	09/29/2021	67786984	420.32
AT7	12290	042	UT	CB	01/01/2021	306T3656	WC	FRU9183	M	NIELSON JAKE	02/08/2021	09/15/2021	67775906	419.56
AT7	14190017	042	UT	CB	01/01/2021	306T3656	WC	FTA8041	E	LIDDELL LISA	7/2/2021	8/26/2021	22000015	418.79
AT7	14660	042	UT	CB	01/01/2020	306T3656	WC	FQV1077	M	LIBBY KAITLYN	9/15/2020	8/18/2021	67756338	415.48
AT7	16080001003	095	UT	CM	01/01/2021	306T3656	WC	FTK0308	M	BRASS SEAN	07/05/2021	09/09/2021	67772333	411.05
AT7	13980005	042	UT	CB	01/01/2020	306T3656	WC	FPD4243	M	MAYBERRY SHANE	02/21/2020	08/25/2021	67762214	404.67
AT7	14480007011	095	UT	CM	01/01/2021	306T3656	WC	FTK7728	M	HOYAL PAULA	08/20/2021	09/15/2021	67776919	403.10
AT7	14680008	042	UT	CB	01/01/2017	306T3656	WC	E9A5947	M	DAVIS GLENN	02/16/2017	08/04/2021	67745396	401.68
AT7	10310002	042	UT	CB	01/01/2021	306T3656	WC	FTK7818	M	ALLRED LIESL K	08/20/2021	09/01/2021	67767412	400.20
AT7	10480020	042	UT	CB	01/01/2013	306T3656	WC	EZD1209	E	BRYSON CAMILLA	11/18/2013	8/25/2021	33062579	400.00
AT7	11030001	095	UT	CM	01/01/2021	306T3656	WC	FSS9895	M	CHEEVER SUSAN	05/17/2021	09/01/2021	67767258	399.48
AT7	12360003	095	UT	CM	01/01/2021	306T3656	WC	FTK1993	M	LOPEZ CINDY	07/26/2021	08/11/2021	67750874	397.69
AT7	11910002	042	UT	CB	01/01/2021	306T3656	WC	FTA9766	M	NICHOLAS TOBLER	07/15/2021	08/11/2021	67750977	389.89
AT7	16110510	042	UT	CB	01/01/2021	306T3656	WC	FTK3182	M	OXENDINE DAVID E	07/30/2021	09/15/2021	67776947	389.89
AT7	11640005	042	UT	CB	01/01/2018	306T3656	WC	FCJ4676	M	HATCH MICHAEL J	03/28/2018	09/29/2021	67787397	380.93

CSS Worker's Compensation Disbursements
Aug 2021 - Sep 2021 - By Check Amount

Client Code	Organization Code	Adjusting Office	State	Claim Designator	Policy Effective Date	Policy Number	Line	Claim Number	Payment Type	Claimant Name	Loss Date	Charge Date	Check Number	Check Amount
AT7	14260001	042	UT	CB	01/01/2020	306T3656	WC	FRP3589	M	KITCH LINDA	11/17/2020	09/22/2021	67782266	380.09
AT7	16410	042	UT	CB	01/01/2020	306T3656	WC	FQM3702	M	MCDONALD CHAD	08/07/2020	09/15/2021	33135003	375.00
AT7	15320001	042	UT	CB	01/01/2021	306T3656	WC	FTK2892	M	RICHARDSON MICHAEL	07/08/2021	09/29/2021	67787428	373.73
AT7	13980007	042	UT	CB	01/01/2021	306T3656	WC	FSS5718	M	COATES JENNY	05/03/2021	09/30/2021	2286178	371.35
AT7	13660003	042	UT	CB	01/01/2021	306T3656	WC	FTK9767	M	JENNIFER WEIGHT	08/27/2021	09/29/2021	67786917	369.89
AT7	12230001041	095	UT	CM	01/01/2021	306T3656	WC	FTA4495	M	CAIDA BOWEN	6/16/2021	8/25/2021	67762077	368.86
AT7	16110413	095	UT	CM	01/01/2021	306T3656	WC	FTA8515	M	CHAMBERLAIN DILLO	07/08/2021	09/29/2021	67786985	367.30
AT7	16080002005	042	UT	CB	01/01/2021	306T3656	WC	FTK2327	M	BENJAMIN HODGES	07/28/2021	09/29/2021	67786973	366.56
AT7	12360001	042	UT	CB	01/01/2021	306T3656	WC	FTK5938	M	GARCIA RODRIGO	08/12/2021	09/01/2021	33104995	363.80
AT7	17310007	095	UT	CM	01/01/2021	306T3656	WC	FTK5959	M	LAPALE FETUUAHO J	08/12/2021	09/09/2021	67772368	362.31
AT7	14190012	095	UT	CM	01/01/2021	306T3656	WC	FSJ0342	M	YATES CALVIN	02/08/2021	08/18/2021	67756279	360.77
AT7	12570	042	UT	CB	01/01/2021	306T3656	WC	FTK4709	M	ABBOTT KARL M	08/07/2021	09/09/2021	67771369	359.81
AT7	16110111	095	UT	CM	01/01/2021	306T3656	WC	FTK4098	M	CROTHERS KRISTEEN	08/02/2021	09/22/2021	67782274	359.32
AT7	16080001003	095	UT	CM	01/01/2021	306T3656	WC	FTK0308	M	BRASS SEAN	7/5/2021	8/24/2021	2275969	356.50
AT7	16080002001	042	UT	CB	01/01/2021	306T3656	WC	FTK0467	M	NICOLE SNELSON	5/4/2021	8/24/2021	2275970	354.84
AT7	10480020	042	UT	CB	01/01/2013	306T3656	WC	EZD1209	M	BRYSON CAMILLA	11/18/2013	09/01/2021	67767257	354.84
AT7	16110413	042	UT	CB	01/01/2021	306T3656	WC	FSS2261	M	LIRA ANTHONY J	04/15/2021	08/11/2021	67750941	353.58
AT7	16410	042	UT	CB	01/01/2020	306T3656	WC	FQM3702	M	MCDONALD CHAD	8/7/2020	8/4/2021	33998676	353.10
AT7	12570	042	UT	CB	01/01/2021	306T3656	WC	FTK4709	M	KARL MABBOTT	08/07/2021	08/25/2021	33083889	353.10
AT7	12230002007	042	UT	CB	01/01/2021	306T3656	WC	FTA0416	M	TESEN EDWARD	05/24/2021	08/25/2021	67760879	352.35
AT7	14680008	042	UT	CB	01/01/2020	306T3656	WC	FRP6047	M	DAVIS GLENN	11/30/2020	8/18/2021	67756361	349.75
AT7	16080003004	095	UT	CM	01/01/2021	306T3656	WC	FTA4069	M	WHEELER HIRAM	05/23/2021	09/01/2021	67767449	348.06
AT7	14480007011	042	UT	CB	01/01/2019	306T3656	WC	FMX3723	M	JONES LAURIE	10/03/2019	09/09/2021	67771423	346.44
AT7	14640012	042	UT	CB	01/01/2021	306T3656	WC	FTA9932	M	AMARIA SCOVIL	07/12/2021	08/11/2021	67750538	345.60
AT7	14580010	042	UT	CB	01/01/2021	306T3656	WC	FSS1511	M	PUMMELL KEVIN	03/30/2021	09/29/2021	67786936	343.16
AT7	13060001	042	UT	CB	01/01/2020	306T3656	WC	FRP9349	M	OLSEN JEFFERY S	12/16/2020	8/4/2021	67745284	342.79
AT7	14480011023	095	UT	CM	01/01/2021	306T3656	WC	FSS6142	M	O'BRIEN JIM	05/04/2021	09/15/2021	67776924	342.00
AT7	15750	042	UT	CB	01/01/2007	306T3656	WC	CAU6403	M	NEWSOME PAUL	08/06/2007	09/16/2021	2282491	341.04
AT7	14660	095	UT	CM	01/01/2020	306T3656	WC	FQV1088	M	JACKIE KING	09/02/2020	08/18/2021	67756343	340.74
AT7	16110500	095	UT	CM	01/01/2021	306T3656	WC	FTK0296	M	KADEN RHUMPHREY	07/16/2021	08/18/2021	67756348	340.20
AT7	17950	095	UT	CM	01/01/2021	306T3656	WC	FTK4591	M	WILSON JACKIE	07/26/2021	09/01/2021	67767413	337.28
AT7	10810	042	UT	CB	01/01/1998	306T4813	WC	A4J7023	M	PATTERSON WILLIAM	09/25/1998	09/09/2021	2279977	334.45
AT7	16080001005	095	UT	CM	01/01/2020	306T3656	WC	FRP5621	M	LUSSIER BRENNNA	11/30/2020	09/09/2021	67772364	334.04
AT7	12480	042	UT	CB	01/01/2021	306T3656	WC	FTK5485	M	BREWER TRADYDYN	08/11/2021	09/01/2021	33104740	331.70
AT7	13660003	042	UT	CB	01/01/2021	306T3656	WC	FSS6588	M	ROBERTSON TAYLOR	5/9/2021	8/18/2021	67756290	331.20
AT7	11200004	042	UT	CB	01/01/2021	306T3656	WC	FTA0846	M	EVANS MATTHEW	06/01/2021	09/01/2021	67767436	325.65

**CSS Worker's Compensation Disbursements
Aug 2021 - Sep 2021 - By Check Amount**

Client Code	Organization Code	Adjusting Office	State	Claim Designator	Policy Effective Date	Policy Number	Line	Claim Number	Payment Type	Claimant Name	Loss Date	Charge Date	Check Number	Check Amount
AT7	16080003001	042	UT	CB	01/01/2021	306T3656	WC	FTQ0606	M	JEREMIAH JENSEN	09/06/2021	09/29/2021	33193131	321.00
AT7	13660003	042	UT	CB	01/01/2019	306T3656	WC	FKV3457	M	DALTON DEREK	02/08/2019	08/04/2021	67745296	319.46
AT7	16690019	042	UT	CB	01/01/2021	306T3656	WC	FSJ9843	M	PERKINS GLENNARAE	04/02/2021	08/04/2021	67745352	319.46
AT7	11420003	042	UT	CB	01/01/2021	306T3656	WC	FTK8560	C	SORENSEN LEE	08/25/2021	09/13/2021	67773194	319.31
AT7	15320023	042	UT	CB	01/01/2021	306T3656	WC	FSS8030	M	JOHNSON KAREN	05/14/2021	08/04/2021	67745324	318.60
AT7	16110211	042	UT	CB	01/01/2021	306T3656	WC	FSS2073	M	MCDANIEL DAVID L	4/15/2021	8/13/2021	67751764	316.96
AT7	16080001005	042	UT	CB	01/01/2021	306T3656	WC	FSJ4797	M	ALLEN CATHERINE	02/19/2021	08/11/2021	67750945	316.78
AT7	14740003	042	UT	CB	01/01/2021	306T3656	WC	FTA3397	M	OBRAY TANNER	06/11/2021	09/09/2021	67771396	316.32
AT7	10550	042	UT	CB	01/01/2021	306T3656	WC	FSJ6695	M	LOFLEY KEITH	03/17/2021	09/08/2021	67769581	311.58
AT7	16080003004	095	UT	CM	01/01/2021	306T3656	WC	FTA4069	M	WHEELER HIRAM	05/23/2021	09/22/2021	67782247	310.30
AT7	13980006004	095	UT	CM	01/01/2021	306T3656	WC	FTK5082	M	JARED SHAW	08/10/2021	09/15/2021	67776928	308.35
AT7	11460	042	UT	CB	01/01/2020	306T3656	WC	FPD1532	M	HONE BRENT	02/11/2020	09/28/2021	2284716	308.00
AT7	14680007	042	UT	CB	01/01/2020	306T3656	WC	FPD3547	M	SHUMWAY HUNTER	1/3/2020	8/4/2021	67745411	304.95
AT7	16690004	042	UT	CB	01/01/2021	306T3656	WC	FSS8764	M	CANDALOT KURT L	5/19/2021	8/25/2021	67762145	304.62
AT7	14480007010	095	UT	CM	01/01/2021	306T3656	WC	FTA9708	M	CORY VANNOSDOL	07/14/2021	08/18/2021	67756337	304.50
AT7	16110211	042	UT	CB	01/01/2021	306T3656	WC	FTK0277	M	GRACIA LIONEL R	07/16/2021	08/04/2021	33014320	299.60
AT7	15320001	042	UT	CB	01/01/2021	306T3656	WC	FTK2892	M	RICHARDSON MICHAEL	07/08/2021	09/01/2021	33105560	299.60
AT7	14640019	042	UT	CB	01/01/2021	306T3656	WC	FTA9145	M	GOODE JOSHUA	07/11/2021	09/15/2021	33150636	299.60
AT7	12230002007	042	UT	CB	01/01/2021	306T3656	WC	FTA0416	M	TESEN EDWARD	05/24/2021	09/29/2021	33189938	299.60
AT7	11200004	042	UT	CB	01/01/2021	306T3656	WC	FTA0846	M	EVANS MATTHEW	06/01/2021	09/22/2021	67782232	298.08
AT7	14260001	042	UT	CB	01/01/2020	306T3656	WC	FRP3589	M	KITCH LINDA	11/17/2020	08/18/2021	67756331	297.48
AT7	14050003005	042	UT	CB	01/01/2021	306T3656	WC	FTA8310	M	MITCHELL BRENT	7/7/2021	8/4/2021	67745190	297.15
AT7	10750007	095	UT	CM	01/01/2021	306T3656	WC	FTK4137	M	KEEDAN VINSON	08/05/2021	08/25/2021	67762203	296.06
AT7	13230	042	UT	CB	01/01/1993	306T4813	WC	A4J7027	M	SERASSIO DARLA	10/15/1993	8/26/2021	2276491	293.52
AT7	14500002	095	UT	CM	01/01/2021	306T3656	WC	FTK2072	M	ERIK HBRADSON	07/27/2021	08/18/2021	67756358	290.32
AT7	10610006	042	UT	CB	01/01/2021	306T3656	WC	FTK1113	M	MCWILLIAMS SHAUN	7/10/2021	8/11/2021	33037824	288.90
AT7	13980007	042	UT	CB	01/01/2021	306T3656	WC	FSS5718	M	COATES JENNY	05/03/2021	09/22/2021	67782279	288.02
AT7	14050007	042	UT	CB	01/01/2012	306T3656	WC	ESS4780	E	KEETCH SHELLIE B	03/25/2012	09/13/2021	67773689	288.00
AT7	10640	042	UT	CB	01/01/2016	306T3656	WC	ESL7571	M	BATES LAURIE	01/19/2016	08/18/2021	238572	285.60
AT7	10750005	095	UT	CM	01/01/2021	306T3656	WC	FTK0739	M	RODRIGUEZ ADDISON	07/20/2021	09/15/2021	67776944	284.92
AT7	14740003	095	UT	CM	01/01/2021	306T3656	WC	FTK0449	M	KOLT DOUGLAS	7/12/2021	8/4/2021	67745406	284.58
AT7	11030002	095	UT	CM	01/01/2021	306T3656	WC	FTK8381	M	JORDAN NIELSON	08/23/2021	09/15/2021	67776941	279.40
AT7	11830009	095	UT	CM	01/01/2021	306T3656	WC	FTA5618	M	TYRONE HINCK	06/22/2021	08/18/2021	67756345	279.20
AT7	15320001	042	UT	CB	01/01/2021	306T3656	WC	FTK2892	M	RICHARDSON MICHAEL	07/08/2021	09/15/2021	33148472	278.20
AT7	11450	042	UT	CB	01/01/2020	306T3656	WC	FPR7119	M	PHILLIPS JOHN	5/12/2020	8/26/2021	2276765	275.85
AT7	10610005	042	UT	CB	01/01/2021	306T3656	WC	FSS6088	C	JACKSON BURKE A	04/22/2021	09/21/2021	67779449	274.73

CSS Worker's Compensation Disbursements
Aug 2021 - Sep 2021 - By Check Amount

Client Code	Organization Code	Adjusting Office	State	Claim Designator	Policy Effective Date	Policy Number	Line	Claim Number	Payment Type	Claimant Name	Loss Date	Charge Date	Check Number	Check Amount
AT7	15320001	095	UT	CM	01/01/2021	306T3656	WC	FSS3931	M	CLARK TRAVIS W	04/20/2021	08/12/2021	2273279	273.79
AT7	14500002	042	UT	CB	01/01/2021	306T3656	WC	FTK7594	M	ERIK HBRADSON	08/20/2021	09/15/2021	67776938	272.34
AT7	11200004	042	UT	CB	01/01/2021	306T3656	WC	FTA0846	M	EVANS MATTHEW	06/01/2021	09/01/2021	67767470	272.32
AT7	14580006	042	UT	CB	01/01/2020	306T3656	WC	FQV2656	C	HARRISON JOSEPH	09/21/2020	08/19/2021	67756559	270.88
AT7	16080001001	042	UT	CB	01/01/2021	306T3656	WC	FSJ0221	M	LATHEN WESLEY	2/15/2021	8/4/2021	67745368	270.18
AT7	14190012	095	UT	CM	01/01/2021	306T3656	WC	FSJ0342	M	YATES CALVIN	2/8/2021	8/18/2021	67756281	270.05
AT7	16110000	042	UT	CB	01/01/2021	306T3656	WC	FSS1993	C	DAY DALLAS W	04/13/2021	09/30/2021	67787480	267.88
AT7	14390002	042	UT	CB	01/01/2021	306T3656	WC	FTA4201	M	HADLOCK NICOLE	06/15/2021	08/04/2021	67745359	267.80
AT7	13900	042	UT	CB	01/01/2021	306T3656	WC	FSJ3306	M	BERRYHILL LORRAIN	3/2/2021	8/18/2021	33049334	267.50
AT7	15320023	042	UT	CB	01/01/2021	306T3656	WC	FSS8030	M	JOHNSON KAREN	05/14/2021	09/09/2021	33119635	267.50
AT7	16080001001	042	UT	CB	01/01/2021	306T3656	WC	FTK5315	M	JOHNSON TODD	08/09/2021	09/09/2021	33127532	267.50
AT7	13660003	042	UT	CB	01/01/2021	306T3656	WC	FTK9767	M	JENNIFER WEIGHT	08/27/2021	09/21/2021	2283475	267.50
AT7	14480011023	095	UT	CM	01/01/2021	306T3656	WC	FSS6142	M	O'BRIEN JIM	05/04/2021	09/29/2021	33193485	267.50
AT7	11030003	042	UT	CB	01/01/2021	306T3656	WC	FSJ9109	C	HARRIS ANDREW D	03/30/2021	08/11/2021	234231	265.60
AT7	16110510	042	UT	CB	01/01/2017	306T3656	WC	FBG6523	E	HUMPHRIES JANAE	11/28/2017	08/26/2021	22000146	263.04
AT7	14190017	042	UT	CB	01/01/2021	306T3656	WC	FTA8041	E	LIDDELL LISA	7/2/2021	8/4/2021	33012540	260.00
AT7	13980001	042	UT	CB	01/01/2021	306T3656	WC	FTA9068	M	THOMPSON JODI	07/12/2021	08/11/2021	67750966	259.28
AT7	17870	095	UT	CM	01/01/2021	306T3656	WC	FSJ7845	M	ROCIO ESPITIA MAR	03/17/2021	09/29/2021	67786972	259.28
AT7	16110510	095	UT	CM	01/01/2021	306T3656	WC	FTK0596	M	JORDAN CHOLT	07/19/2021	08/25/2021	67762213	258.76
AT7	16110413	095	UT	CM	01/01/2021	306T3656	WC	FTA9544	M	COLLIN MHUTCHINGS	07/14/2021	08/25/2021	67762202	257.92
AT7	11200004	042	UT	CB	01/01/2021	306T3656	WC	FTA0846	E	EVANS MATTHEW	6/1/2021	8/19/2021	22000014	257.91
AT7	11860	042	UT	CB	01/01/2011	306T3656	WC	EPJ2290	E	WOOD SAMUEL J	6/16/2011	8/19/2021	22000152	257.52
AT7	16110000	042	UT	CB	01/01/2021	306T3656	WC	FSS1993	M	DAY DALLAS W	04/13/2021	08/11/2021	33038090	256.80
AT7	11690005	042	UT	CB	01/01/2020	306T3656	WC	FPR6237	M	GUNN KRISTI	05/05/2020	08/18/2021	33044438	256.80
AT7	11420003	042	UT	CB	01/01/2021	306T3656	WC	FTK8560	M	SORENSEN LEE	08/25/2021	09/15/2021	33149990	256.80
AT7	11450	042	UT	CB	01/01/2020	306T3656	WC	FPR7119	M	PHILLIPS JOHN	05/12/2020	09/30/2021	2286088	256.63
AT7	14480011019	095	UT	CM	01/01/2021	306T3656	WC	FTK3856	M	JARED DAVIS	07/30/2021	08/18/2021	67756337	255.65
AT7	14580006	042	UT	CB	01/01/2020	306T3656	WC	FQV2656	M	HARRISON JOSEPH	09/21/2020	09/14/2021	2281504	254.03
AT7	13230	042	UT	CB	01/01/1993	306T4813	WC	A4J7027	M	SERASSIO DARLA	10/15/1993	08/12/2021	2272766	252.48
AT7	16080001005	042	UT	CB	01/01/2021	306T3656	WC	FSJ4797	M	ALLEN CATHERINE	02/19/2021	09/29/2021	67787417	252.11
AT7	14760	042	UT	CB	01/01/2012	306T3656	WC	EVF1518	M	ERICSON EDWIN	11/1/2012	8/25/2021	67760993	249.34
AT7	14480007011	042	UT	CB	01/01/2021	306T3656	WC	FTK7049	M	SYKES JEAN J	08/18/2021	09/21/2021	2283463	248.13
AT7	11520	042	UT	CB	01/01/2021	306T3656	WC	FTA5885	M	NELSON GREG	06/23/2021	08/04/2021	33013226	246.10
AT7	13160001	042	UT	CB	01/01/2020	306T3656	WC	FQV1705	M	BUTLER BRETT	9/10/2020	8/11/2021	33022646	246.10
AT7	16080001003	042	UT	CB	01/01/2021	306T3656	WC	FTK3625	M	GORDON O'HARRA	07/15/2021	08/25/2021	33082458	246.10
AT7	13660003	042	UT	CB	01/01/2021	306T3656	WC	FTK9767	M	JENNIFER WEIGHT	08/27/2021	09/15/2021	33151574	246.10

CSS Worker's Compensation Disbursements
Aug 2021 - Sep 2021 - By Check Amount

Client Code	Organization Code	Adjusting Office	State	Claim Designator	Policy Effective Date	Policy Number	Line	Claim Number	Payment Type	Claimant Name	Loss Date	Charge Date	Check Number	Check Amount
AT7	10750005	095	UT	CM	01/01/2021	306T3656	WC	FTK0739	M	ADDISON RODRIGUEZ	07/20/2021	08/18/2021	67756349	245.42
AT7	10310002	042	UT	CB	01/01/2021	306T3656	WC	FTK7818	M	ALLRED LIESL K	08/20/2021	09/14/2021	2281740	244.50
AT7	12110002	042	UT	CB	01/01/2020	306T3656	WC	FQV6925	M	CROUSE AMBER	10/13/2020	8/18/2021	67756361	244.44
AT7	14190021	095	UT	CM	01/01/2021	306T3656	WC	FTQ2099	M	LINDSAY CRICHLLOW	08/18/2021	09/29/2021	67786941	242.75
AT7	13660003	042	UT	CB	01/01/2021	306T3656	WC	FTK9767	M	JENNIFER WEIGHT	08/27/2021	09/28/2021	2285116	241.89
AT7	10310002	042	UT	CB	01/01/2021	306T3656	WC	FTK7818	M	ALLRED LIESL K	08/20/2021	09/21/2021	2283466	238.39
AT7	16110413	095	UT	CM	01/01/2021	306T3656	WC	FTA8515	M	CHAMBERLAIN DILLO	7/8/2021	8/18/2021	67756345	236.32
AT7	17870	095	UT	CM	01/01/2021	306T3656	WC	FSJ7845	M	ROCIO ESPITIA MAR	03/17/2021	08/25/2021	67762207	236.32
AT7	16080001003	042	UT	CB	01/01/2021	306T3656	WC	FTA1104	M	WEBB ADAM	05/24/2021	08/25/2021	2276392	235.40
AT7	10310002	042	UT	CB	01/01/2021	306T3656	WC	FTK7818	M	ALLRED LIESL K	08/20/2021	09/09/2021	33128092	235.40
AT7	16080001001	042	UT	CB	01/01/2021	306T3656	WC	FTQ1811	M	James DeGering	08/26/2021	09/29/2021	33194081	235.40
AT7	14480007011	042	UT	CB	01/01/2021	306T3656	WC	FSJ3387	M	NGUYEN LE	03/02/2021	09/01/2021	67767439	234.90
AT7	13900	042	UT	CB	01/01/2021	306T3656	WC	FSJ3306	C	BERRYHILL LORRAIN	3/2/2021	8/18/2021	238546	234.86
AT7	14640019	095	UT	CM	01/01/2021	306T3656	WC	FTA9145	M	JOSHUA GOODE	07/11/2021	08/25/2021	67761016	234.29
AT7	14640012	042	UT	CB	01/01/2021	306T3656	WC	FTA9932	M	SCOVIL AMARIA	07/12/2021	09/22/2021	67782172	233.48
AT7	14050001001	042	UT	CB	01/01/2021	306T3656	WC	FTA7813	M	CRNICH ANDY S	07/02/2021	08/25/2021	67762197	233.43
AT7	14050001001	042	UT	CB	01/01/2021	306T3656	WC	FTA7813	M	CRNICH ANDY S	07/02/2021	09/01/2021	67767473	233.43
AT7	14050001001	042	UT	CB	01/01/2021	306T3656	WC	FTA7813	M	CRNICH ANDY S	07/02/2021	09/29/2021	67787135	233.43
AT7	14740003	042	UT	CB	01/01/2021	306T3656	WC	FTA3397	M	OBRAY TANNER	6/11/2021	8/18/2021	67755229	232.96
AT7	16110413	042	UT	CB	01/01/2021	306T3656	WC	FSS2261	C	LIRA ANTHONY J	04/15/2021	08/16/2021	236670	232.30
AT7	10310002	042	UT	CB	01/01/2021	306T3656	WC	FTK7818	M	ALLRED LIESL K	08/20/2021	09/08/2021	2279643	232.00
AT7	10750007	042	UT	CB	01/01/2021	306T3656	WC	FTA8295	M	PETERSEN CHAD	07/07/2021	09/15/2021	67776924	231.70
AT7	10810001	042	UT	CB	01/01/2014	306T3656	WC	EOC0856	M	TERRY JEFFREY L	04/02/2014	08/19/2021	2274914	231.40
AT7		095	UT	CM	01/01/2021	306T3656	WC	FTK4591	M	JACKIE WILSON	7/26/2021	8/25/2021	67762133	230.22
AT7	16080001005	042	UT	CB	01/01/2021	306T3656	WC	FSJ4797	E	ALLEN CATHERINE	02/19/2021	09/02/2021	22000025	230.00
AT7	13980005	042	UT	CB	01/01/2021	306T3656	WC	FSS7255	M	THOMPSON THAD	04/10/2021	09/09/2021	2280584	229.18
AT7	15320027	095	UT	CM	01/01/2021	306T3656	WC	FTK7357	M	ADAMS CARSON S	08/16/2021	09/15/2021	67776936	228.96
AT7	15610015003	042	UT	CB	01/01/2021	306T3656	WC	FTA7023	M	ADAMS ZACHARY K	06/30/2021	09/22/2021	67782227	228.60
AT7	14480007012	042	UT	CB	01/01/2020	306T3656	WC	FQV9028	M	ROBINSON ZAC	10/21/2020	09/22/2021	67782233	228.00
AT7	17310002	095	UT	CM	01/01/2021	306T3656	WC	FTK8563	M	DAVID MAUMAU	08/24/2021	09/15/2021	67776942	227.89
AT7	11460	042	UT	CB	01/01/2020	306T3656	WC	FPD1532	M	HONE BRENT	02/11/2020	08/04/2021	67745352	227.59
AT7	10640	042	UT	CB	01/01/2015	306T3656	WC	E3W4470	M	ROBINSON LYNNETTE	7/14/2015	8/11/2021	67750933	227.59
AT7	16110500	095	UT	CM	01/01/2021	306T3656	WC	FTK0541	M	MARY ESEGMILLER	07/16/2021	08/11/2021	67750972	226.52
AT7	10750005	095	UT	CM	01/01/2021	306T3656	WC	FTK0739	M	ADDISON RODRIGUEZ	07/20/2021	08/11/2021	67750973	226.52
AT7	13980001	042	UT	CB	01/01/2021	306T3656	WC	FTA9068	E	THOMPSON JODI	7/12/2021	8/19/2021	22000002	225.16
AT7	15610021	095	UT	CM	01/01/2021	306T3656	WC	FTK1840	M	KYLEE KINDER	7/23/2021	8/18/2021	67756337	225.14

CSS Worker's Compensation Disbursements
Aug 2021 - Sep 2021 - By Check Amount

Client Code	Organization Code	Adjusting Office	State	Claim Designator	Policy Effective Date	Policy Number	Line	Claim Number	Payment Type	Claimant Name	Loss Date	Charge Date	Check Number	Check Amount
AT7	13660003	042	UT	CB	01/01/2021	306T3656	WC	FTK9767	M	JENNIFER WEIGHT	08/27/2021	09/29/2021	33192461	224.70
AT7	16690019	095	UT	CM	01/01/2021	306T3656	WC	FSJ0259	M	WOOD MADISON	02/14/2021	09/22/2021	67782281	224.57
AT7	10310002	042	UT	CB	01/01/2021	306T3656	WC	FTK7818	M	ALLRED LIESL K	08/20/2021	09/08/2021	2279641	224.50
AT7	10310002	042	UT	CB	01/01/2021	306T3656	WC	FTK7818	M	ALLRED LIESL K	08/20/2021	09/21/2021	2283465	224.00
AT7	13660003	042	UT	CB	01/01/2021	306T3656	WC	FTK9767	M	JENNIFER WEIGHT	08/27/2021	09/21/2021	2283474	224.00
AT7	11030002	095	UT	CM	01/01/2021	306T3656	WC	FTA7326	M	SANTIAGO DAVID	06/30/2021	09/15/2021	67776939	223.62
AT7	12230004019	042	UT	CB	01/01/2021	306T3656	WC	FRU7894	M	COOK DARIN	02/03/2021	08/18/2021	67756172	222.30
AT7	12230004019	042	UT	CB	01/01/2021	306T3656	WC	FRU7894	M	COOK DARIN	02/03/2021	09/09/2021	67772228	222.30
AT7	16140003	042	UT	CB	01/01/2021	306T3656	WC	FSS0753	M	NELSON JEREMY M	4/7/2021	8/11/2021	67749703	221.57
AT7	13660003	042	UT	CB	01/01/2021	306T3656	WC	FSJ1480	M	WALDRON BRANDON	02/05/2021	09/29/2021	67786969	220.38
AT7	11170	095	UT	CM	01/01/2021	306T3656	WC	FTQ0118	M	SHERIDAN CCHAMBER	08/30/2021	09/15/2021	67776937	218.63
AT7	12360001	042	UT	CB	01/01/2021	306T3656	WC	FTK5938	E	GARCIA RODRIGO	08/12/2021	09/16/2021	22000003	217.82
AT7	16110220	095	UT	CM	01/01/2021	306T3656	WC	FTA9170	M	NICHOLAS JPETERSO	07/12/2021	08/04/2021	67745405	217.14
AT7	16110510	095	UT	CM	01/01/2021	306T3656	WC	FTK0596	M	JORDAN CHOLT	07/19/2021	08/25/2021	67762202	215.88
AT7	15610015003	042	UT	CB	01/01/2021	306T3656	WC	FTK7667	M	JORGE AMORALES	08/20/2021	09/22/2021	67782270	215.88
AT7	13900	042	UT	CB	01/01/2021	306T3656	WC	FSJ3306	M	BERRYHILL LORRAIN	03/02/2021	09/29/2021	67787416	215.58
AT7	16690015	095	UT	CM	01/01/2021	306T3656	WC	FTK6388	M	JANALEE EYRE	07/07/2021	09/15/2021	67776939	215.57
AT7	16080001001	042	UT	CB	01/01/2021	306T3656	WC	FTK5315	M	JOHNSON TODD	08/09/2021	09/09/2021	67771785	214.76
AT7	11520	042	UT	CB	01/01/2021	306T3656	WC	FTA5885	M	NELSON GREG	6/23/2021	8/25/2021	33079624	214.00
AT7	12230002007	042	UT	CB	01/01/2021	306T3656	WC	FTA0416	M	TESEN EDWARD	05/24/2021	08/04/2021	67745283	212.00
AT7	13160001	042	UT	CB	01/01/2019	306T3656	WC	FKN5056	M	LYNCH KEVIN S	01/04/2019	08/19/2021	2274985	211.78
AT7	16410	042	UT	CB	01/01/2020	306T3656	WC	FQM3702	M	MCDONALD CHAD	08/07/2020	09/17/2021	257606	211.68
AT7	17530	042	UT	CB	01/01/2018	306T3656	WC	FLM4917	M	KREBS NOLAN J	10/15/2018	09/01/2021	67767428	211.44
AT7	13980005	042	UT	CB	01/01/2021	306T3656	WC	FSS7255	M	THOMPSON THAD	04/10/2021	08/25/2021	67762151	211.16
AT7	14390002	042	UT	CB	01/01/2021	306T3656	WC	FTA4201	M	HADLOCK NICOLE	06/15/2021	09/09/2021	67772320	211.16
AT7	14580	042	UT	CB	01/01/1990	306T4813	WC	A4J7033	M	OAKS EDWIN	08/08/1990	08/25/2021	67762150	210.46
AT7	14580	042	UT	CB	01/01/1990	306T4813	WC	A4J7033	M	OAKS EDWIN	08/08/1990	09/09/2021	67772320	210.46
AT7	16690019	095	UT	CM	01/01/2021	306T3656	WC	FSJ0259	M	WOOD MADISON	02/14/2021	08/11/2021	67750974	207.93
AT7	14340006	042	UT	CB	01/01/2020	306T3656	WC	FRP9027	M	SMITH GARY	12/16/2020	09/15/2021	67776883	207.87
AT7	16080001003	095	UT	CM	01/01/2021	306T3656	WC	FTK0308	M	BRASS SEAN	7/5/2021	8/18/2021	67755706	206.08
AT7	16080001003	042	UT	CB	01/01/2021	306T3656	WC	FTK3625	M	GORDON O'HARRA	07/15/2021	08/25/2021	67761558	206.08
AT7	16080001003	095	UT	CM	01/01/2021	306T3656	WC	FTA9307	M	STEPHENS BANNING	07/13/2021	09/22/2021	67781763	206.08
AT7	16110211	042	UT	CB	01/01/2021	306T3656	WC	FTK0277	M	GRACIA LIONEL R	7/16/2021	8/11/2021	67750933	204.47
AT7	10540	042	UT	CB	01/01/2021	306T3656	WC	FSS4142	M	SMITH SETH W	04/15/2021	08/18/2021	67756270	204.47
AT7	12960008	042	UT	CB	01/01/2021	306T3656	WC	FTK4420	M	PAUL OLESON	8/1/2021	8/25/2021	33082644	203.30
AT7	16080001001	042	UT	CB	01/01/2021	306T3656	WC	FTQ1800	M	TYLER LIVINGSTON	09/12/2021	09/29/2021	33194402	203.30

CSS Worker's Compensation Disbursements
Aug 2021 - Sep 2021 - By Check Amount

Client Code	Organization Code	Adjusting Office	State	Claim Designator	Policy Effective Date	Policy Number	Line	Claim Number	Payment Type	Claimant Name	Loss Date	Charge Date	Check Number	Check Amount
AT7	14480022042	095	UT	CM	01/01/2021	306T3656	WC	FTK7688	M	HICKMAN ADAM	08/20/2021	09/09/2021	67772370	203.10
AT7	14480022030	095	UT	CM	01/01/2021	306T3656	WC	FTK9394	M	RYAN PETTIT	08/30/2021	09/22/2021	67782271	203.10
AT7	16140003	095	UT	CM	01/01/2021	306T3656	WC	FTK9448	M	DUSTIN TLABBE	08/30/2021	09/22/2021	67782275	203.10
AT7	11830009	095	UT	CM	01/01/2021	306T3656	WC	FTA5618	M	HINCK TYRONE	06/22/2021	09/01/2021	67767476	202.76
AT7	13180	042	UT	CB	01/01/2004	306T4813	WC	A4J2112	M	BELL GERALD	08/20/2004	09/02/2021	2278082	202.65
AT7	15610015003	042	UT	CB	01/01/2021	306T3656	WC	FTA7023	E	ADAMS ZACHARY K	06/30/2021	08/19/2021	22000006	197.22
AT7	13660003	042	UT	CB	01/01/2021	306T3656	WC	FSS6588	M	ROBERTSON TAYLOR	5/9/2021	8/25/2021	67762162	195.75
AT7	10610006	042	UT	CB	01/01/2021	306T3656	WC	FTK1113	M	MCWILLIAMS SHAUN	07/10/2021	09/08/2021	2279612	195.75
AT7	11690008	095	UT	CM	01/01/2021	306T3656	WC	FTK6727	M	GILES TINA	08/18/2021	09/09/2021	67772369	195.65
AT7	11830001	042	UT	CB	01/01/2021	306T3656	WC	FTK6373	M	MORGAN BRIAN	08/11/2021	09/15/2021	67776931	194.46
AT7	15320023	042	UT	CB	01/01/2021	306T3656	WC	FSS8030	M	JOHNSON KAREN	05/14/2021	08/05/2021	2271273	193.05
AT7	12110002	042	UT	CB	01/01/2020	306T3656	WC	FQV6925	M	CROUSE AMBER	10/13/2020	09/01/2021	33093107	192.60
AT7	10610005	042	UT	CB	01/01/2021	306T3656	WC	FSS6088	M	JACKSON BURKE A	04/22/2021	09/09/2021	33124324	192.60
AT7	14390002	042	UT	CB	01/01/2021	306T3656	WC	FTA4201	M	HADLOCK NICOLE	06/15/2021	09/09/2021	33121460	192.60
AT7	11830001	042	UT	CB	01/01/2021	306T3656	WC	FTK6373	M	MORGAN BRIAN	08/11/2021	09/09/2021	33128328	192.60
AT7	12940016	042	UT	CB	01/01/2021	306T3656	WC	FTQ0600	M	JAMES THOMPSON	08/06/2021	09/29/2021	33193694	192.60
AT7	16080001002	042	UT	CB	01/01/2021	306T3656	WC	FRU7904	E	HENDERSON PRESTON	02/03/2021	09/02/2021	67768094	192.00
AT7	11490	042	UT	CB	01/01/1993	306T4813	WC	A4J6454	M	SHELTON JACQUE A	08/08/1993	08/04/2021	67745299	190.96
AT7	15530004	042	UT	CB	01/01/2020	306T3656	WC	FQV6644	M	NYMAN JOANN	10/13/2020	8/18/2021	67756288	189.26
AT7	14640024	042	UT	CB	01/01/2021	306T3656	WC	FRU7752	M	SABEY CHRIS C	2/3/2021	8/4/2021	67745356	187.20
AT7	15610015003	042	UT	CB	01/01/2021	306T3656	WC	FTA7023	M	ADAMS ZACHARY K	6/30/2021	8/11/2021	67750933	187.14
AT7	15520	042	UT	CB	01/01/2021	306T3656	WC	FTA6034	M	HANNIFIN TIMOTHY	06/25/2021	09/01/2021	67767424	186.76
AT7	14190017	042	UT	CB	01/01/2021	306T3656	WC	FTA8041	E	LIDDELL LISA	07/02/2021	08/19/2021	22000011	186.48
AT7	12810007	042	UT	CB	01/01/2020	306T3656	WC	FSJ6005	M	STAKER COLE	6/18/2020	8/18/2021	67755703	185.95
AT7	16080001005	095	UT	CM	01/01/2021	306T3656	WC	FTA1308	M	POULOS MICHLE	6/1/2021	8/18/2021	67755707	183.50
AT7	14050001	042	UT	CB	01/01/2017	306T3656	WC	E9A2530	M	VERNON JARED L	01/09/2017	08/04/2021	67744773	182.97
AT7	14680007	095	UT	CM	01/01/2021	306T3656	WC	FTK2608	M	DUSTIN HARDCASTLE	7/28/2021	8/18/2021	67756351	182.25
AT7	16690019	042	UT	CB	01/01/2021	306T3656	WC	FSJ9843	M	PERKINS GLENNARAE	04/02/2021	09/02/2021	2278513	182.25
AT7	10640	042	UT	CB	01/01/2016	306T3656	WC	ESL7571	M	BATES LAURIE	01/19/2016	08/11/2021	33016828	181.90
AT7	16690019	095	UT	CM	01/01/2021	306T3656	WC	FSJ0259	M	WOOD MADISON	02/14/2021	08/25/2021	67762206	180.50
AT7	12940016	095	UT	CM	01/01/2021	306T3656	WC	FSJ2987	M	ST PETER JOSEPH	02/03/2021	09/22/2021	67782271	180.42
AT7	16140003	042	UT	CB	01/01/2019	306T3656	WC	FMP7200	M	RICKS CURTIS W	7/31/2019	8/18/2021	67756277	180.00
AT7	16140003	042	UT	CB	01/01/2019	306T3656	WC	FMP7200	M	RICKS CURTIS W	7/31/2019	8/25/2021	67762153	180.00
AT7	14480007011	095	UT	CM	01/01/2021	306T3656	WC	FTK7728	M	HOYAL PAULA	08/20/2021	09/09/2021	67772370	179.13
AT7	10810	042	UT	CB	01/01/2004	306T4813	WC	A4J2029	M	HANSGEN BRYAN	10/12/2004	8/19/2021	2274710	178.97
AT7	10810	042	UT	CB	01/01/2004	306T4813	WC	A4J2029	M	HANSGEN BRYAN	10/12/2004	09/23/2021	2283975	178.97

CSS Worker's Compensation Disbursements
Aug 2021 - Sep 2021 - By Check Amount

Client Code	Organization Code	Adjusting Office	State	Claim Designator	Policy Effective Date	Policy Number	Line	Claim Number	Payment Type	Claimant Name	Loss Date	Charge Date	Check Number	Check Amount
AT7	11520	095	UT	CM	01/01/2021	306T3656	WC	FTK3048	M	NEAL KCARROLL	07/27/2021	09/28/2021	2285086	178.20
AT7	11640005	042	UT	CB	01/01/2012	306T3656	WC	ETX7968	M	HATCH MICHAEL J	07/06/2012	09/09/2021	67772686	177.94
AT7	14190012	095	UT	CM	01/01/2021	306T3656	WC	FTK7206	M	DAVID COLLINS	08/16/2021	09/29/2021	67786941	177.53
AT7	14480007010	042	UT	CB	01/01/2021	306T3656	WC	FTA8379	E	VAN NOSDOL TY	06/08/2021	09/30/2021	22000004	177.41
AT7	14480010	095	UT	CM	01/01/2021	306T3656	WC	FRU6751	M	EDWARDS ELICIA	1/27/2021	8/25/2021	67762206	177.24
AT7	14480020024	095	UT	CM	01/01/2021	306T3656	WC	FSJ8604	M	INOKE HALENE	03/24/2021	09/22/2021	67782271	177.24
AT7	16690011	095	UT	CM	01/01/2021	306T3656	WC	FSS1126	M	OLSON KIMBALL	04/05/2021	09/22/2021	67782271	177.24
AT7	13980006004	095	UT	CM	01/01/2021	306T3656	WC	FTK5082	M	JARED SHAW	08/10/2021	09/22/2021	67782271	177.24
AT7	13660003	042	UT	CB	01/01/2019	306T3656	WC	FKV3457	M	DALTON DEREK	02/08/2019	09/01/2021	67767342	176.84
AT7	14050007	042	UT	CB	01/01/2012	306T3656	WC	ESS4780	E	KEETCH SHELLIE B	3/25/2012	8/12/2021	67751640	176.00
AT7	14190017	042	UT	CB	01/01/2021	306T3656	WC	FTA8041	M	LIDDELL LISA	07/02/2021	08/18/2021	67756282	175.76
AT7	16080001005	042	UT	CB	01/01/2021	306T3656	WC	FSS8253	M	ZOE FEDDERSON	5/18/2021	8/25/2021	67762156	175.76
AT7	14050001001	042	UT	CB	01/01/2021	306T3656	WC	FSS5707	M	WILKINSON NICHOLA	05/04/2021	09/22/2021	67782278	175.76
AT7	11200004	042	UT	CB	01/01/2021	306T3656	WC	FTA0846	M	EVANS MATTHEW	6/1/2021	8/26/2021	2276854	175.16
AT7	11200004	042	UT	CB	01/01/2021	306T3656	WC	FTA0846	M	EVANS MATTHEW	06/01/2021	09/30/2021	2286199	175.16
AT7	14480007012	095	UT	CM	01/01/2021	306T3656	WC	FTK5500	M	MILDRED BRAMBLE	08/11/2021	09/15/2021	67776939	175.11
AT7	14050001001	042	UT	CB	01/01/2021	306T3656	WC	FSS5707	M	WILKINSON NICHOLA	05/04/2021	09/16/2021	2282783	174.36
AT7	16110211	095	UT	CM	01/01/2021	306T3656	WC	FSS8038	M	CHRISTIAN BURKELE	5/13/2021	8/4/2021	67745397	174.00
AT7	14580010	095	UT	CM	01/01/2020	306T3656	WC	FQM5016	M	SMITH SHAUN	08/14/2020	09/09/2021	67772325	172.64
AT7	12360003	095	UT	CM	01/01/2021	306T3656	WC	FTK1993	M	LOPEZ CINDY	07/26/2021	09/29/2021	67786888	171.63
AT7	13230003	042	UT	CB	01/01/2008	306T3656	WC	A5V0682	M	CHERRY JAY	10/27/2008	09/01/2021	67767440	171.36
AT7	11690005	042	UT	CB	01/01/2020	306T3656	WC	FPR6237	M	GUNN KRISTI	05/05/2020	08/11/2021	33021499	171.20
AT7	13580	042	UT	CB	01/01/2021	306T3656	WC	FRU2531	M	NAKAI RITA	1/5/2021	8/11/2021	33025044	171.20
AT7	15320023	042	UT	CB	01/01/2021	306T3656	WC	FSS8030	M	JOHNSON KAREN	5/14/2021	8/18/2021	33053059	171.20
AT7	14390002	042	UT	CB	01/01/2021	306T3656	WC	FTA4201	M	HADLOCK NICOLE	6/15/2021	8/18/2021	33055263	171.20
AT7	16080001003	042	UT	CB	01/01/2021	306T3656	WC	FTK3625	M	GORDON O'HARRA	07/15/2021	08/18/2021	33061097	171.20
AT7	17310003	095	UT	CM	01/01/2021	306T3656	WC	FTK5564	M	PRICE STEPHEN	08/06/2021	09/01/2021	67767479	171.05
AT7	17310003	095	UT	CM	01/01/2021	306T3656	WC	FTK7425	M	FRED PPACHECO JR	08/20/2021	09/15/2021	67776940	171.05
AT7	13980019	095	UT	CM	01/01/2021	306T3656	WC	FTQ1142	M	GARY LDEHEER	02/05/2021	09/22/2021	67782272	171.04
AT7	16080003001	095	UT	CM	01/01/2021	306T3656	WC	FTK6546	M	JEMMETT MIKE	07/07/2021	09/01/2021	67767449	171.00
AT7	14660	095	UT	CM	01/01/2020	306T3656	WC	FQM8795	M	EASTEP JOSHUA	8/28/2020	8/18/2021	67756342	170.80
AT7	11620	042	UT	CB	01/01/2020	306T3656	WC	FTK6511	M	JONATHAN UNGARD	09/25/2020	08/25/2021	67762205	170.80
AT7	16080003004	095	UT	CM	01/01/2020	306T3656	WC	FRP0798	M	PYLES THOMAS	10/27/2020	09/09/2021	67771787	170.80
AT7	11460	042	UT	CB	01/01/2020	306T3656	WC	FPD1532	M	HONE BRENT	02/11/2020	09/15/2021	67776879	170.49
AT7	14480007011	042	UT	CB	01/01/2021	306T3656	WC	FTK7049	M	SYKES JEAN J	08/18/2021	09/30/2021	2286212	170.19
AT7	10310002	042	UT	CB	01/01/2021	306T3656	WC	FTK7818	M	ALLRED LIESL K	08/20/2021	09/08/2021	2279642	170.00

CSS Worker's Compensation Disbursements
Aug 2021 - Sep 2021 - By Check Amount

Client Code	Organization Code	Adjusting Office	State	Claim Designator	Policy Effective Date	Policy Number	Line	Claim Number	Payment Type	Claimant Name	Loss Date	Charge Date	Check Number	Check Amount
AT7	15320001	095	UT	CM	01/01/2021	306T3656	WC	FTA5160	M	BRANDON ALUCAS	6/21/2021	8/4/2021	67745403	169.68
AT7	16110413	095	UT	CM	01/01/2021	306T3656	WC	FTA8515	M	DILLON MCHAMBERLA	07/08/2021	08/04/2021	67745404	169.68
AT7	10750007	095	UT	CM	01/01/2021	306T3656	WC	FTK0005	M	CONNOR DELAND	07/14/2021	08/04/2021	67745406	169.68
AT7	14680007	095	UT	CM	01/01/2021	306T3656	WC	FTK2604	M	JACOB LAGRONE	07/20/2021	08/18/2021	67756350	169.68
AT7	15320001	042	UT	CB	01/01/2021	306T3656	WC	FTK2892	M	MICHAEL JRICHARDS	07/08/2021	08/18/2021	67756340	169.68
AT7	16110510	042	UT	CB	01/01/2021	306T3656	WC	FTK3182	M	DAVID EOXENDINE	7/30/2021	8/18/2021	67756341	169.68
AT7	14100	095	UT	CM	01/01/2021	306T3656	WC	FTK4167	M	BEAU FULLMER	08/04/2021	08/25/2021	67762203	169.68
AT7	10330	095	UT	CM	01/01/2021	306T3656	WC	FSJ0876	M	DOUGLAS PACEN	02/08/2021	09/01/2021	67767478	169.68
AT7	15320027	095	UT	CM	01/01/2021	306T3656	WC	FTK7357	M	ADAMS CARSON S	08/16/2021	09/09/2021	67772367	169.68
AT7	16110500	042	UT	CB	01/01/2021	306T3656	WC	FTK5361	M	KENDRICK MITCHELL	08/11/2021	09/15/2021	67776930	169.68
AT7	15530004	042	UT	CB	01/01/2020	306T3656	WC	FQV6644	M	NYMAN JOANN	10/13/2020	09/15/2021	67776889	169.57
AT7	10610006	042	UT	CB	01/01/2021	306T3656	WC	FTK1113	M	MCWILLIAMS SHAUN	07/10/2021	08/18/2021	67756285	169.26
AT7	13660003	042	UT	CB	01/01/2021	306T3656	WC	FTK9767	M	JENNIFER WEIGHT	08/27/2021	09/29/2021	2285655	168.00
AT7	11690007	095	UT	CM	01/01/2021	306T3656	WC	FTK9936	M	JOSEPH ZIMMERMAN	09/01/2021	09/22/2021	67782276	167.28
AT7	14740003	042	UT	CB	01/01/2021	306T3656	WC	FTA3397	C	OBRAY TANNER	6/11/2021	8/6/2021	231350	166.29
AT7	10640	042	UT	CB	01/01/2015	306T3656	WC	E3W4470	M	ROBINSON LYNNETTE	7/14/2015	8/4/2021	67745352	164.54
AT7	12960008	042	UT	CB	01/01/2021	306T3656	WC	FTK4420	M	OLESON PAUL	08/01/2021	09/22/2021	67782236	164.32
AT7	14640012	042	UT	CB	01/01/2021	306T3656	WC	FTA9932	M	AMARIA SCOVIL	7/12/2021	8/25/2021	67762193	164.14
AT7	14190017	042	UT	CB	01/01/2021	306T3656	WC	FTA8041	M	LIDDELL LISA	07/02/2021	08/18/2021	67756284	163.38
AT7	13160002	095	UT	CM	01/01/2021	306T3656	WC	FSS8436	M	SPENCER JOHN	05/18/2021	09/01/2021	67767427	163.38
AT7	16080001005	095	UT	CM	01/01/2021	306T3656	WC	FTA1308	M	POULOS MICHLE	6/1/2021	8/18/2021	67755706	162.40
AT7	14680011	095	UT	CM	01/01/2021	306T3656	WC	FTA5494	M	FAULKNER JOSH	06/18/2021	09/01/2021	67767445	161.88
AT7	13200004	095	UT	CM	01/01/2021	306T3656	WC	FTK4708	M	KAREN DILLE	7/28/2021	8/18/2021	67756352	161.63
AT7	13660003	042	UT	CB	01/01/2021	306T3656	WC	FTK9767	M	JENNIFER WEIGHT	08/27/2021	09/22/2021	67782227	160.99
AT7	15320023	042	UT	CB	01/01/2021	306T3656	WC	FSS8030	M	JOHNSON KAREN	05/14/2021	08/11/2021	67750898	160.65
AT7	16080001005	042	UT	CB	01/01/2021	306T3656	WC	FSJ4797	M	ALLEN CATHERINE	2/19/2021	8/11/2021	33028276	160.50
AT7	14480007010	042	UT	CB	01/01/2021	306T3656	WC	FTA8379	M	VAN NOSDOL TY	06/08/2021	08/18/2021	33058955	160.50
AT7	16110211	042	UT	CB	01/01/2021	306T3656	WC	FTK0277	M	GRACIA LIONEL R	07/16/2021	09/01/2021	33101960	160.50
AT7	17080	042	UT	CB	01/01/2021	306T3656	WC	FTA3715	M	PARRISH GREG	06/03/2021	09/09/2021	33123823	160.50
AT7	16080001003	042	UT	CB	01/01/2021	306T3656	WC	FTK3625	M	O'HARRA GORDON	07/15/2021	09/15/2021	33147411	160.50
AT7	10310002	042	UT	CB	01/01/2021	306T3656	WC	FTK7818	M	ALLRED LIESL K	08/20/2021	09/15/2021	33149532	160.50
AT7	16080001005	042	UT	CB	01/01/2018	306T3656	WC	FHY9767	M	ROBINSON ZACH	11/01/2018	09/22/2021	33155291	160.50
AT7	12960008	042	UT	CB	01/01/2021	306T3656	WC	FTK4420	M	OLESON PAUL	08/01/2021	09/22/2021	33167669	160.50
AT7	14580010	042	UT	CB	01/01/2021	306T3656	WC	FRU7315	M	CURRIE TRENT	01/29/2021	09/22/2021	67782234	159.68
AT7	14480022042	095	UT	CM	01/01/2021	306T3656	WC	FTA8395	M	TINDALL JAMES	07/06/2021	08/04/2021	67745397	159.50
AT7	16080001005	042	UT	CB	01/01/2018	306T3656	WC	FHY9767	M	ROBINSON ZACH	11/01/2018	09/01/2021	67766831	159.45

CSS Worker's Compensation Disbursements
Aug 2021 - Sep 2021 - By Check Amount

Client Code	Organization Code	Adjusting Office	State	Claim Designator	Policy Effective Date	Policy Number	Line	Claim Number	Payment Type	Claimant Name	Loss Date	Charge Date	Check Number	Check Amount
AT7	10640	042	UT	CB	01/01/2016	306T3656	WC	ESL7571	M	BATES LAURIE	1/19/2016	8/25/2021	67761719	158.72
AT7	15610015003	042	UT	CB	01/01/2021	306T3656	WC	FTA7023	M	ADAMS ZACHARY K	06/30/2021	08/11/2021	67750936	158.18
AT7	13160001	042	UT	CB	01/01/2019	306T3656	WC	FKN5056	M	LYNCH KEVIN S	1/4/2019	8/12/2021	235248	156.80
AT7	10610007	095	UT	CM	01/01/2021	306T3656	WC	FTK3256	E	MICHAEL CARLSON	07/28/2021	08/26/2021	22000001	155.36
AT7	15610015003	042	UT	CB	01/01/2021	306T3656	WC	FTA7023	M	ADAMS ZACHARY K	6/30/2021	8/18/2021	67755795	154.04
AT7	11460	042	UT	CB	01/01/2020	306T3656	WC	FPD1532	M	HONE BRENT	02/11/2020	08/31/2021	2277206	153.90
AT7	16080001005	042	UT	CB	01/01/2021	306T3656	WC	FSJ9409	M	LAJEUNESSE MATTHE	03/30/2021	08/11/2021	67750342	152.88
AT7	10480020	042	UT	CB	01/01/2013	306T3656	WC	EZD1209	E	BRYSON CAMILLA	11/18/2013	09/02/2021	22000117	152.32
AT7	10610005	042	UT	CB	01/01/2021	306T3656	WC	FSS6088	M	JACKSON BURKE A	04/22/2021	08/11/2021	67750340	151.82
AT7	16080001003	042	UT	CB	01/01/2021	306T3656	WC	FTK3625	M	O'HARRA GORDON	07/15/2021	09/28/2021	2285089	151.20
AT7	16080001003	042	UT	CB	01/01/2021	306T3656	WC	FTK3625	M	O'HARRA GORDON	07/15/2021	09/28/2021	2285090	151.20
AT7	11200002	042	UT	CB	01/01/2021	306T3656	WC	FSJ9382	M	CARVER KERRY	4/1/2021	8/25/2021	67762148	151.00
AT7	15530004	042	UT	CB	01/01/2020	306T3656	WC	FQV6644	M	NYMAN JOANN	10/13/2020	8/4/2021	33999970	149.80
AT7	10610005	042	UT	CB	01/01/2021	306T3656	WC	FSS6088	M	JACKSON BURKE A	04/22/2021	08/11/2021	33037307	149.80
AT7	12600004	042	UT	CB	01/01/2021	306T3656	WC	FSS9274	M	WARD SHANE E	05/22/2021	08/18/2021	33054137	149.80
AT7	10480020	042	UT	CB	01/01/2013	306T3656	WC	EZD1209	M	BRYSON CAMILLA	11/18/2013	08/25/2021	33062578	149.80
AT7	16110500	042	UT	CB	01/01/2021	306T3656	WC	FTK5361	M	MITCHELL RKENDRIC	08/11/2021	08/25/2021	33084031	149.80
AT7	14480007011	042	UT	CB	01/01/2019	306T3656	WC	FMX3723	M	JONES LAURIE	10/03/2019	09/01/2021	33088629	149.80
AT7	13160001	042	UT	CB	01/01/2020	306T3656	WC	FQV1705	M	BUTLER BRETT	09/10/2020	09/01/2021	33091018	149.80
AT7	16110413	042	UT	CB	01/01/2021	306T3656	WC	FSS2261	M	LIRA ANTHONY J	04/15/2021	09/01/2021	33098962	149.80
AT7	17080	042	UT	CB	01/01/2021	306T3656	WC	FTA3715	M	PARRISH GREG	06/03/2021	09/01/2021	33102171	149.80
AT7	16080001005	042	UT	CB	01/01/2018	306T3656	WC	FHY9767	M	ROBINSON ZACH	11/01/2018	09/29/2021	33175834	149.80
AT7	14480007011	042	UT	CB	01/01/2019	306T3656	WC	FMX3723	M	JONES LAURIE	10/03/2019	08/25/2021	67761097	149.43
AT7	11200004	042	UT	CB	01/01/2021	306T3656	WC	FTA0846	M	EVANS MATTHEW	06/01/2021	09/09/2021	67772323	149.04
AT7	13160002	095	UT	CM	01/01/2021	306T3656	WC	FSS8436	M	SPENCER JOHN	05/18/2021	09/29/2021	67787414	149.04
AT7	13020008	095	UT	CM	01/01/2021	306T3656	WC	FSS7646	M	CARPENTER LANCE	04/22/2021	09/01/2021	67767443	148.12
AT7	14480022034	095	UT	CM	01/01/2021	306T3656	WC	FSS6984	M	CLUFF COREY	05/08/2021	09/29/2021	67787415	148.12
AT7	13160002	095	UT	CM	01/01/2021	306T3656	WC	FSS8436	M	SPENCER JOHN	05/18/2021	09/09/2021	67772324	147.18
AT7	16110500	042	UT	CB	01/01/2021	306T3656	WC	FTK5361	C	MITCHELL RKENDRIC	08/11/2021	08/23/2021	241080	146.56
AT7	14050001001	042	UT	CB	01/01/2021	306T3656	WC	FTA7813	M	CRNICH ANDY S	7/2/2021	8/11/2021	67750968	146.16
AT7	13160002	095	UT	CM	01/01/2021	306T3656	WC	FSS8436	M	SPENCER JOHN	05/18/2021	09/22/2021	67782232	145.32
AT7	14480022040	042	UT	CB	01/01/2020	306T3656	WC	FQV0297	E	BUFTON BEAU	09/12/2020	09/09/2021	22000067	144.50
AT7	14480007011	042	UT	CB	01/01/2019	306T3656	WC	FMX3723	M	JONES LAURIE	10/03/2019	09/22/2021	67782279	144.12
AT7	11640005	042	UT	CB	01/01/2012	306T3656	WC	ETX7968	E	HATCH MICHAEL J	07/06/2012	09/22/2021	67780809	144.00
AT7	13980007	042	UT	CB	01/01/2021	306T3656	WC	FSS5718	M	COATES JENNY	05/03/2021	08/04/2021	67745396	143.52
AT7	13090	042	UT	CB	01/01/2014	306T3656	WC	EID0033	M	CLEMENT DEAN	07/14/2014	08/31/2021	67765108	141.82

CSS Worker's Compensation Disbursements
Aug 2021 - Sep 2021 - By Check Amount

Client Code	Organization Code	Adjusting Office	State	Claim Designator	Policy Effective Date	Policy Number	Line	Claim Number	Payment Type	Claimant Name	Loss Date	Charge Date	Check Number	Check Amount
AT7	13270	042	UT	CB	01/01/1998	306T4813	WC	A4J7016	M	BIRD TRACY	07/25/1998	09/09/2021	67772319	141.82
AT7	14580010	042	UT	CB	01/01/2021	306T3656	WC	FSS1511	M	PUMMELL KEVIN	03/30/2021	09/29/2021	67786937	141.82
AT7	14190012	042	UT	CB	01/01/2021	306T3656	WC	FRU6257	M	MILLER DARIN	01/12/2021	09/21/2021	2283246	139.95
AT7	14640019	042	UT	CB	01/01/2021	306T3656	WC	FTA9145	M	GOODE JOSHUA	07/11/2021	09/01/2021	67766344	139.27
AT7	15750	042	UT	CB	01/01/2007	306T3656	WC	CAU6403	M	NEWSOME PAUL	8/6/2007	8/18/2021	33039023	139.10
AT7	15320001	042	UT	CB	01/01/2021	306T3656	WC	FTK2892	M	RICHARDSON MICHAEL	07/08/2021	09/09/2021	33126550	139.10
AT7	15610004	042	UT	CB	01/01/2020	306T3656	WC	FPZ6063	M	HUNTER JED W	06/30/2020	09/22/2021	33157181	139.10
AT7	16080001001	042	UT	CB	01/01/2021	306T3656	WC	FTK5315	M	JOHNSON TODD	08/09/2021	09/22/2021	33168998	139.10
AT7	17080	042	UT	CB	01/01/2021	306T3656	WC	FTA3715	M	PARRISH GREG	06/03/2021	09/29/2021	33188175	139.10
AT7	12570	042	UT	CB	01/01/2021	306T3656	WC	FTK4709	M	ABBOTT KARL M	08/07/2021	09/29/2021	33190036	139.10
AT7	16080003004	095	UT	CM	01/01/2021	306T3656	WC	FTA0864	M	THO TUA	05/27/2021	09/09/2021	67772315	138.50
AT7	10550	042	UT	CB	01/01/2021	306T3656	WC	FSJ6695	E	LOFLEY KEITH	03/17/2021	09/22/2021	67782227	137.80
AT7	10610006	042	UT	CB	01/01/2021	306T3656	WC	FTK1113	M	MCWILLIAMS SHAUN	07/10/2021	09/01/2021	2277998	136.80
AT7	10610006	042	UT	CB	01/01/2021	306T3656	WC	FTK1113	M	MCWILLIAMS SHAUN	07/10/2021	09/01/2021	2277999	136.80
AT7	16080001003	042	UT	CB	01/01/2021	306T3656	WC	FTK3625	M	O'HARRA GORDON	07/15/2021	09/08/2021	2279616	136.80
AT7	10610006	042	UT	CB	01/01/2021	306T3656	WC	FTK1113	M	MCWILLIAMS SHAUN	07/10/2021	09/14/2021	2281726	136.80
AT7	11520	042	UT	CB	01/01/2021	306T3656	WC	FTA5885	M	NELSON GREG	06/23/2021	08/13/2021	67751765	136.08
AT7	14190007	042	UT	CB	01/01/2015	306T3656	WC	EZP3959	M	COBB CALVIN	2/4/2015	8/4/2021	67744145	136.00
AT7	14480011023	095	UT	CM	01/01/2021	306T3656	WC	FSS6142	M	O'BRIEN JIM	5/4/2021	8/25/2021	67762196	134.56
AT7	12960008	042	UT	CB	01/01/2021	306T3656	WC	FTK4420	M	OLESON PAUL	08/01/2021	09/16/2021	67777155	133.56
AT7	16080001003	095	UT	CM	01/01/2021	306T3656	WC	FTA9307	M	STEPHENS BANNING	07/13/2021	09/01/2021	67767449	132.89
AT7	14480022034	042	UT	CB	01/01/2017	306T3656	WC	FAE5939	M	KOHLER TALON	07/08/2017	08/11/2021	67750933	132.79
AT7	13660003	042	UT	CB	01/01/2021	306T3656	WC	FTK9767	C	JENNIFER WEIGHT	08/27/2021	09/15/2021	67774713	132.70
AT7	13980007	095	UT	CM	01/01/2021	306T3656	WC	FTK0936	M	NATHAN STANDLEY	07/15/2021	08/25/2021	67762198	132.12
AT7	16690004	042	UT	CB	01/01/2021	306T3656	WC	FSS8764	M	CANDALOT KURT L	05/19/2021	09/22/2021	67782227	131.70
AT7	10610006	042	UT	CB	01/01/2021	306T3656	WC	FTK1113	M	MCWILLIAMS SHAUN	07/10/2021	09/14/2021	2281725	131.40
AT7	10610006	042	UT	CB	01/01/2021	306T3656	WC	FTK1113	M	MCWILLIAMS SHAUN	07/10/2021	09/21/2021	2283440	131.40
AT7	14480007011	042	UT	CB	01/01/2021	306T3656	WC	FSJ3387	M	NGUYEN LE	3/2/2021	8/4/2021	67745352	131.10
AT7	12230001041	095	UT	CM	01/01/2021	306T3656	WC	FTK5843	M	BROOKELLE PETERSON	08/02/2021	09/22/2021	67782165	130.66
AT7	10810	042	UT	CB	01/01/1998	306T4813	WC	A4J7023	M	PATTERSON WILLIAM	09/25/1998	09/02/2021	2278084	130.59
AT7	17750	042	UT	CB	01/01/2021	306T3656	WC	FSS3108	E	STEPHENSON MARK	3/16/2021	8/4/2021	33007740	130.00
AT7	13980007	042	UT	CB	01/01/2021	306T3656	WC	FSS5718	E	COATES JENNY	5/3/2021	8/4/2021	33008932	130.00
AT7	15320023	042	UT	CB	01/01/2021	306T3656	WC	FSS8030	E	JOHNSON KAREN	5/14/2021	8/4/2021	33007833	130.00
AT7	11520	042	UT	CB	01/01/2021	306T3656	WC	FTA5885	E	NELSON GREG	06/23/2021	08/04/2021	33013225	130.00
AT7	16110211	042	UT	CB	01/01/2021	306T3656	WC	FTK0277	E	GRACIA LIONEL R	07/16/2021	08/04/2021	33014319	130.00
AT7	14480007011	042	UT	CB	01/01/2019	306T3656	WC	FMX3723	E	JONES LAURIE	10/3/2019	8/11/2021	33020049	130.00

CSS Worker's Compensation Disbursements
Aug 2021 - Sep 2021 - By Check Amount

Client Code	Organization Code	Adjusting Office	State	Claim Designator	Policy Effective Date	Policy Number	Line	Claim Number	Payment Type	Claimant Name	Loss Date	Charge Date	Check Number	Check Amount
AT7	13580	042	UT	CB	01/01/2021	306T3656	WC	FRU2531	E	NAKAI RITA	1/5/2021	8/11/2021	33025043	130.00
AT7	14050001001	042	UT	CB	01/01/2021	306T3656	WC	FSS5707	E	WILKINSON NICHOLA	05/04/2021	08/11/2021	33029617	130.00
AT7	10610005	042	UT	CB	01/01/2021	306T3656	WC	FSS6088	E	JACKSON BURKE A	04/22/2021	08/11/2021	33037306	130.00
AT7	14740003	042	UT	CB	01/01/2021	306T3656	WC	FTA3397	E	OBRAY TANNER	6/11/2021	8/11/2021	33032404	130.00
AT7	14390002	042	UT	CB	01/01/2021	306T3656	WC	FTA4201	E	HADLOCK NICOLE	6/15/2021	8/11/2021	33032844	130.00
AT7	14190017	042	UT	CB	01/01/2021	306T3656	WC	FTA8041	E	LIDDELL LISA	7/2/2021	8/11/2021	33034680	130.00
AT7	15750	042	UT	CB	01/01/2007	306T3656	WC	CAU6403	E	NEWSOME PAUL	08/06/2007	08/18/2021	33039022	130.00
AT7	11690005	042	UT	CB	01/01/2020	306T3656	WC	FPR6237	E	GUNN KRISTI	05/05/2020	08/18/2021	33044437	130.00
AT7	13900	042	UT	CB	01/01/2021	306T3656	WC	FSJ3306	E	BERRYHILL LORRAIN	3/2/2021	8/18/2021	33049333	130.00
AT7	16690019	042	UT	CB	01/01/2021	306T3656	WC	FSJ9843	E	PERKINS GLENNARAE	04/02/2021	08/18/2021	33056024	130.00
AT7	16110000	042	UT	CB	01/01/2021	306T3656	WC	FSS1993	E	DAY DALLAS W	4/13/2021	8/18/2021	33059609	130.00
AT7	16690004	042	UT	CB	01/01/2021	306T3656	WC	FSS8764	E	CANDALOT KURT L	05/19/2021	08/18/2021	33053478	130.00
AT7	11200004	042	UT	CB	01/01/2021	306T3656	WC	FTA0846	E	EVANS MATTHEW	06/01/2021	08/18/2021	33054046	130.00
AT7	15610004	042	UT	CB	01/01/2020	306T3656	WC	FPZ6063	E	HUNTER JED W	06/30/2020	08/25/2021	33067938	130.00
AT7	13900	042	UT	CB	01/01/2021	306T3656	WC	FSJ3306	E	BERRYHILL LORRAIN	03/02/2021	08/25/2021	33071786	130.00
AT7	16110413	042	UT	CB	01/01/2021	306T3656	WC	FSS2261	E	LIRA ANTHONY J	4/15/2021	8/25/2021	33076833	130.00
AT7	12690002	042	UT	CB	01/01/2021	306T3656	WC	FSS2485	E	MORROW JOSHUA	04/18/2021	08/25/2021	33073815	130.00
AT7	16110211	042	UT	CB	01/01/2021	306T3656	WC	FTK0277	E	GRACIA LIONEL R	7/16/2021	8/25/2021	33080166	130.00
AT7	10610006	042	UT	CB	01/01/2021	306T3656	WC	FTK1113	E	MCWILLIAMS SHAUN	07/10/2021	08/25/2021	33081333	130.00
AT7	16080001003	042	UT	CB	01/01/2021	306T3656	WC	FTK3625	E	GORDON O'HARRA	7/15/2021	8/25/2021	33082457	130.00
AT7	15610004	042	UT	CB	01/01/2020	306T3656	WC	FPZ6063	E	HUNTER JED W	06/30/2020	09/01/2021	33090717	130.00
AT7	13160001	042	UT	CB	01/01/2020	306T3656	WC	FQV1705	E	BUTLER BRETT	09/10/2020	09/01/2021	33091017	130.00
AT7	10540	042	UT	CB	01/01/2021	306T3656	WC	FSS4142	E	SMITH SETH W	04/15/2021	09/01/2021	33096497	130.00
AT7	16110211	042	UT	CB	01/01/2021	306T3656	WC	FSS8679	E	IVERSON DOUGLAS J	05/19/2021	09/01/2021	33097783	130.00
AT7	14050001001	042	UT	CB	01/01/2021	306T3656	WC	FTA7813	E	CRNICH ANDY S	07/02/2021	09/01/2021	33100727	130.00
AT7	16110211	042	UT	CB	01/01/2021	306T3656	WC	FTK0277	E	GRACIA LIONEL R	07/16/2021	09/01/2021	33101959	130.00
AT7	12480	042	UT	CB	01/01/2021	306T3656	WC	FTK5485	E	BREWER TRAEDYN	08/11/2021	09/01/2021	33104739	130.00
AT7	13900	042	UT	CB	01/01/2021	306T3656	WC	FSJ3306	E	BERRYHILL LORRAIN	03/02/2021	09/09/2021	33116543	130.00
AT7	10610005	042	UT	CB	01/01/2021	306T3656	WC	FSS6088	E	JACKSON BURKE A	04/22/2021	09/09/2021	33124323	130.00
AT7	15320023	042	UT	CB	01/01/2021	306T3656	WC	FSS8030	E	JOHNSON KAREN	05/14/2021	09/09/2021	33119634	130.00
AT7	17080	042	UT	CB	01/01/2021	306T3656	WC	FTA3715	E	PARRISH GREG	06/03/2021	09/09/2021	33123822	130.00
AT7	15610004	042	UT	CB	01/01/2020	306T3656	WC	FPZ6063	E	HUNTER JED W	06/30/2020	09/15/2021	33135354	130.00
AT7	16690004	042	UT	CB	01/01/2021	306T3656	WC	FSS8764	E	CANDALOT KURT L	05/19/2021	09/15/2021	33142251	130.00
AT7	14740003	042	UT	CB	01/01/2021	306T3656	WC	FTA3397	E	OBRAY TANNER	06/11/2021	09/15/2021	33143380	130.00
AT7	14390002	042	UT	CB	01/01/2021	306T3656	WC	FTA4201	E	HADLOCK NICOLE	06/15/2021	09/15/2021	33143723	130.00
AT7	13980015	042	UT	CB	01/01/2021	306T3656	WC	FTA9068	E	THOMPSON JODI	07/12/2021	09/15/2021	33145392	130.00

**CSS Worker's Compensation Disbursements
Aug 2021 - Sep 2021 - By Check Amount**

Client Code	Organization Code	Adjusting Office	State	Claim Designator	Policy Effective Date	Policy Number	Line	Claim Number	Payment Type	Claimant Name	Loss Date	Charge Date	Check Number	Check Amount
AT7	14640019	042	UT	CB	01/01/2021	306T3656	WC	FTA9145	E	GOODE JOSHUA	07/11/2021	09/15/2021	33150635	130.00
AT7	15320001	042	UT	CB	01/01/2021	306T3656	WC	FTK2892	E	RICHARDSON MICHAEL	07/08/2021	09/15/2021	33148471	130.00
AT7	13660003	042	UT	CB	01/01/2021	306T3656	WC	FTK9767	E	JENNIFER WEIGHT	08/27/2021	09/15/2021	33151573	130.00
AT7	11200004	042	UT	CB	01/01/2021	306T3656	WC	FTA0846	E	EVANS MATTHEW	06/01/2021	09/22/2021	33163629	130.00
AT7	14480011023	095	UT	CM	01/01/2021	306T3656	WC	FSS6142	E	O'BRIEN JIM	05/04/2021	09/29/2021	33193484	130.00
AT7	12230002007	042	UT	CB	01/01/2021	306T3656	WC	FTA0416	E	TESEN EDWARD	05/24/2021	09/29/2021	33189937	130.00
AT7	12570	042	UT	CB	01/01/2021	306T3656	WC	FTK4709	E	ABBOTT KARL M	08/07/2021	09/29/2021	33190035	130.00
AT7	16080003001	042	UT	CB	01/01/2021	306T3656	WC	FTQ0606	E	JEREMIAH JENSEN	09/06/2021	09/29/2021	33193130	130.00
AT7	16080001001	042	UT	CB	01/01/2021	306T3656	WC	FTQ1800	E	TYLER LIVINGSTON	09/12/2021	09/29/2021	33194401	130.00
AT7	10610005	042	UT	CB	01/01/2021	306T3656	WC	FSS6088	E	JACKSON BURKE A	04/22/2021	09/23/2021	22000008	129.63
AT7	16140005	042	UT	CB	01/01/2020	306T3656	WC	FQV1826	M	PAYNE MICHAEL E	03/25/2020	09/15/2021	67776849	128.69
AT7	11030001	095	UT	CM	01/01/2021	306T3656	WC	FSS9895	M	CHEEVER SUSAN	05/17/2021	08/11/2021	67750974	128.64
AT7	14580010	095	UT	CB	01/01/1999	306T4813	WC	A4J7037	E	HAMILTON CLARENCE	10/01/1999	09/30/2021	22000272	128.63
AT7	14580010	095	UT	CB	01/01/1999	306T4813	WC	A4J7037	M	HAMILTON CLARENCE	10/01/1999	09/29/2021	67786884	128.52
AT7	15610015003	042	UT	CB	01/01/2021	306T3656	WC	FTA7023	M	ADAMS ZACHARY K	06/30/2021	08/04/2021	33011755	128.40
AT7	14190017	042	UT	CB	01/01/2021	306T3656	WC	FTA8041	M	LIDDELL LISA	7/2/2021	8/4/2021	33012541	128.40
AT7	12960008	042	UT	CB	01/01/2021	306T3656	WC	FTK4420	M	PAUL OLESON	08/01/2021	08/18/2021	33061258	128.40
AT7	11690005	042	UT	CB	01/01/2020	306T3656	WC	FPR6237	M	GUNN KRISTI	05/05/2020	08/25/2021	33067226	128.40
AT7	12690002	042	UT	CB	01/01/2021	306T3656	WC	FSS2485	M	MORROW JOSHUA	04/18/2021	08/25/2021	33073816	128.40
AT7	13980001	042	UT	CB	01/01/2021	306T3656	WC	FTA9068	M	THOMPSON JODI	07/12/2021	08/25/2021	33079709	128.40
AT7	16110500	042	UT	CB	01/01/2021	306T3656	WC	FTK5361	M	KENDRICK MITCHELL	08/11/2021	09/01/2021	33104781	128.40
AT7	17750	042	UT	CB	01/01/2021	306T3656	WC	FSS3108	M	STEPHENSON MARK	03/16/2021	09/15/2021	33141859	128.40
AT7	14480007010	042	UT	CB	01/01/2021	306T3656	WC	FTA8379	M	VAN NOSDOL TY	06/08/2021	09/15/2021	33146409	128.40
AT7	12230002007	042	UT	CB	01/01/2021	306T3656	WC	FTA0416	M	TESEN EDWARD	5/24/2021	8/25/2021	67762076	128.23
AT7	17750	042	UT	CB	01/01/2021	306T3656	WC	FSS3108	M	STEPHENSON MARK	03/16/2021	09/21/2021	2283322	127.59
AT7	14480007010	042	UT	CB	01/01/2021	306T3656	WC	FTA8379	M	TY VAN NOSDOL	06/08/2021	08/04/2021	67745400	127.26
AT7	14480022044	095	UT	CM	01/01/2021	306T3656	WC	FTK2065	M	AANOR BEGAY	7/24/2021	8/18/2021	67756337	127.26
AT7	16690023	095	UT	CM	01/01/2021	306T3656	WC	FTK3000	M	GABRIELLEMARICHA	7/19/2021	8/18/2021	67756337	127.26
AT7	14480003100	095	UT	CM	01/01/2021	306T3656	WC	FTK3018	M	ALICE BLACK	07/28/2021	08/18/2021	67756337	127.26
AT7	11690013	095	UT	CM	01/01/2021	306T3656	WC	FTK4127	M	JOSE LOPEZ	8/4/2021	8/25/2021	67762209	127.26
AT7	14790001	095	UT	CM	01/01/2021	306T3656	WC	FTK1219	M	PARKER JBJORN DAL	07/08/2021	09/15/2021	67776829	127.26
AT7	14480007011	095	UT	CM	01/01/2021	306T3656	WC	FTK6497	M	NURIT BASSETT	08/09/2021	09/15/2021	67776928	127.26
AT7	13230003	095	UT	CM	01/01/2021	306T3656	WC	FTQ0601	M	BENJAMIN DAYLEY	08/31/2021	09/15/2021	67776943	127.26
AT7	11690007	095	UT	CM	01/01/2021	306T3656	WC	FTK8030	M	KAITLYN TIMOTHY	08/24/2021	09/22/2021	67782276	127.26
AT7	14480011019	095	UT	CM	01/01/2021	306T3656	WC	FTK9676	M	JASON WARNER	08/24/2021	09/22/2021	67782271	127.26
AT7	13750001	042	UT	CB	01/01/2021	306T3656	WC	FTA4299	M	ERIC KLEVEN	06/11/2021	09/29/2021	67786976	127.26

CSS Worker's Compensation Disbursements
Aug 2021 - Sep 2021 - By Check Amount

Client Code	Organization Code	Adjusting Office	State	Claim Designator	Policy Effective Date	Policy Number	Line	Claim Number	Payment Type	Claimant Name	Loss Date	Charge Date	Check Number	Check Amount
AT7	17310002	042	UT	CB	01/01/2020	306T3656	WC	FRP3300	M	HOBBS WILLIAM	11/13/2020	08/11/2021	67750970	127.00
AT7	17310002	042	UT	CB	01/01/2020	306T3656	WC	FRP3300	M	HOBBS WILLIAM	11/13/2020	09/15/2021	6776927	127.00
AT7	16110211	042	UT	CB	01/01/2015	306T3656	WC	ESL4565	M	LUSK VINCENT L	12/06/2015	09/01/2021	67767424	125.50
AT7	13640003	095	UT	CM	01/01/2021	306T3656	WC	FTA2510	M	BRIGGS MASON	5/30/2021	8/18/2021	67756362	124.99
AT7	16080003004	095	UT	CM	01/01/2021	306T3656	WC	FTA0864	M	THO TUA	05/27/2021	08/18/2021	67755706	124.88
AT7	16080002001	042	UT	CB	01/01/2021	306T3656	WC	FTK0467	M	NICOLE SNELSON	5/4/2021	8/18/2021	67755705	124.88
AT7	16080003004	095	UT	CM	01/01/2021	306T3656	WC	FTA4069	M	WHEELER HIRAM	5/23/2021	8/25/2021	67761559	124.88
AT7	16080003001	095	UT	CM	01/01/2021	306T3656	WC	FTK6546	M	JEMMETT MIKE	07/07/2021	09/01/2021	67766832	124.88
AT7	16080001005	095	UT	CM	01/01/2021	306T3656	WC	FSS4277	M	ELBRECHT THOMAS	03/02/2021	09/09/2021	67771786	124.88
AT7	16080003004	095	UT	CM	01/01/2021	306T3656	WC	FTA4069	M	WHEELER HIRAM	05/23/2021	09/09/2021	67771786	124.88
AT7	16080001005	042	UT	CB	01/01/2018	306T3656	WC	FHY9767	M	ROBINSON ZACH	11/01/2018	09/22/2021	67781761	124.88
AT7	16080003004	095	UT	CM	01/01/2021	306T3656	WC	FTA4069	M	WHEELER HIRAM	05/23/2021	09/22/2021	67781763	124.88
AT7	16080003001	095	UT	CM	01/01/2021	306T3656	WC	FTK6546	M	JEMMETT MIKE	07/07/2021	09/22/2021	67781763	124.88
AT7	16080001002	042	UT	CB	01/01/2021	306T3656	WC	FTQ2341	M	GEOFFREY WALKER	08/24/2021	09/29/2021	67787310	124.88
AT7	13900	042	UT	CB	01/01/2021	306T3656	WC	FSJ3306	M	BERRYHILL LORRAIN	03/02/2021	08/31/2021	2277332	124.19
AT7	16080001003	042	UT	CB	01/01/2021	306T3656	WC	FTA1104	M	WEBB ADAM	5/24/2021	8/25/2021	2276393	123.85
AT7	14580010	095	UT	CB	01/01/1999	306T4813	WC	A4J7037	M	HAMILTON CLARENCE	10/01/1999	09/29/2021	67786554	123.60
AT7	14640012	042	UT	CB	01/01/2021	306T3656	WC	FTA9932	M	SCOVIL AMARIA	07/12/2021	09/29/2021	67786631	123.30
AT7	14580010	095	UT	CM	01/01/2021	306T3656	WC	FSS1511	M	PUMMELL KEVIN	03/30/2021	08/18/2021	67756280	123.04
AT7	14580010	042	UT	CB	01/01/2021	306T3656	WC	FSS1511	M	PUMMELL KEVIN	03/30/2021	09/22/2021	67782234	123.04
AT7	11690008	095	UT	CM	01/01/2021	306T3656	WC	FTK6727	M	GILES TINA	08/18/2021	09/22/2021	67782276	122.99
AT7	15320023	042	UT	CB	01/01/2021	306T3656	WC	FSS8030	M	JOHNSON KAREN	5/14/2021	8/10/2021	67748632	122.38
AT7	15320001	042	UT	CB	01/01/2021	306T3656	WC	FTK2892	M	MICHAEL JRICHARDS	7/8/2021	8/25/2021	67762195	122.38
AT7	14190017	042	UT	CB	01/01/2021	306T3656	WC	FTA8041	E	LIDDELL LISA	7/2/2021	8/12/2021	22000005	121.61
AT7	16080001003	042	UT	CB	01/01/2021	306T3656	WC	FTK3625	M	O'HARRA GORDON	07/15/2021	09/01/2021	67767437	121.10
AT7	16110211	042	UT	CB	01/01/2021	306T3656	WC	FSS8679	M	IVERSON DOUGLAS J	5/19/2021	8/11/2021	67750941	120.67
AT7	10750007	042	UT	CB	01/01/2021	306T3656	WC	FTA8295	M	PETERSEN CHAD	07/07/2021	08/25/2021	67762161	120.67
AT7	12310	042	UT	CB	01/01/2021	306T3656	WC	FSJ5816	M	HATCH REBEKAH	03/09/2021	09/22/2021	67782239	120.67
AT7	13160001	042	UT	CB	01/01/2019	306T3656	WC	FKN5056	M	LYNCH KEVIN S	1/4/2019	8/11/2021	67750606	120.48
AT7	10810	042	UT	CB	01/01/1998	306T4813	WC	A4J7023	M	PATTERSON WILLIAM	09/25/1998	09/23/2021	2283977	120.04
AT7	12960008	042	UT	CB	01/01/2021	306T3656	WC	FTK4420	M	PAUL OLESON	08/01/2021	08/25/2021	33082643	120.00
AT7	14190012	042	UT	CB	01/01/2021	306T3656	WC	FRU6257	M	MILLER DARIN	01/12/2021	09/08/2021	2279310	119.25
AT7	14640019	042	UT	CB	01/01/2021	306T3656	WC	FTA9145	E	GOODE JOSHUA	07/11/2021	09/30/2021	22000007	119.01
AT7	15320023	042	UT	CB	01/01/2021	306T3656	WC	FSS8030	M	JOHNSON KAREN	5/14/2021	8/4/2021	67744351	118.69
AT7	16080001003	042	UT	CB	01/01/2021	306T3656	WC	FSS8238	M	BEVAN JENNIFER	5/18/2021	8/4/2021	67745355	118.64
AT7	14480001	095	UT	CM	01/01/2021	306T3656	WC	FTA6915	M	LEWIS KATHERINE	06/28/2021	08/04/2021	67745409	118.16

CSS Worker's Compensation Disbursements
Aug 2021 - Sep 2021 - By Check Amount

Client Code	Organization Code	Adjusting Office	State	Claim Designator	Policy Effective Date	Policy Number	Line	Claim Number	Payment Type	Claimant Name	Loss Date	Charge Date	Check Number	Check Amount
AT7	17310002	095	UT	CM	01/01/2021	306T3656	WC	FTK1203	M	KEVIN UNGERER	7/1/2021	8/11/2021	67750975	118.16
AT7	16110500	095	UT	CM	01/01/2021	306T3656	WC	FTK0541	M	MARY ESEEGMILLER	7/16/2021	8/18/2021	67756348	118.16
AT7	14480007008	095	UT	CM	01/01/2021	306T3656	WC	FRU3436	M	ALDER STEVE	1/7/2021	8/25/2021	67762206	118.16
AT7	11030001	095	UT	CM	01/01/2021	306T3656	WC	FSS9895	M	CHEEVER SUSAN	05/17/2021	08/25/2021	67762208	118.16
AT7	16110413	095	UT	CM	01/01/2021	306T3656	WC	FTA9544	M	COLLIN MHUTCHINGS	7/14/2021	8/25/2021	67762201	118.16
AT7	17310002	042	UT	CB	01/01/2020	306T3656	WC	FRP3300	M	HOBBS WILLIAM	11/13/2020	09/01/2021	67767477	118.16
AT7	13880	095	UT	CB	01/01/2021	306T3656	WC	FTK2761	M	SODERQUIST BLAKE	07/28/2021	09/01/2021	67767478	118.16
AT7	16110413	095	UT	CM	01/01/2021	306T3656	WC	FTA8515	M	CHAMBERLAIN DILLO	07/08/2021	09/09/2021	67772365	118.16
AT7	10750005	095	UT	CM	01/01/2021	306T3656	WC	FTK0739	M	RODRIGUEZ ADDISON	07/20/2021	09/09/2021	67772366	118.16
AT7	16110500	095	UT	CM	01/01/2021	306T3656	WC	FTK0541	M	SEEGMILLER MARY E	07/16/2021	09/15/2021	67776932	118.16
AT7	10750005	095	UT	CM	01/01/2021	306T3656	WC	FTK0739	M	RODRIGUEZ ADDISON	07/20/2021	09/15/2021	67776934	118.16
AT7	14580010	042	UT	CB	01/01/2019	306T3656	WC	FKV9107	M	MANNING AMMON	01/07/2019	09/29/2021	67786889	118.16
AT7	14500002	042	UT	CB	01/01/2021	306T3656	WC	FTK7594	M	ERIK HBRADSON	08/20/2021	09/29/2021	67786979	118.16
AT7	16110611	095	UT	CM	01/01/2021	306T3656	WC	FTK8308	M	TAYLOR BEVERETT	08/24/2021	09/29/2021	67786978	118.16
AT7	17750	042	UT	CB	01/01/2021	306T3656	WC	FSS3108	M	STEPHENSON MARK	03/16/2021	08/25/2021	2276378	117.74
AT7	14480007011	042	UT	CB	01/01/2021	306T3656	WC	FSJ3387	M	NGUYEN LE	03/02/2021	08/04/2021	33004604	117.70
AT7	16690019	042	UT	CB	01/01/2021	306T3656	WC	FSJ9843	M	PERKINS GLENNARAE	04/02/2021	08/11/2021	33033677	117.70
AT7	10610005	042	UT	CB	01/01/2021	306T3656	WC	FSS6088	M	JACKSON BURKE A	04/22/2021	08/18/2021	33058954	117.70
AT7	13160001	042	UT	CB	01/01/2020	306T3656	WC	FQV1705	M	BUTLER BRETT	09/10/2020	08/25/2021	33068254	117.70
AT7	10800	042	UT	CB	01/01/2021	306T3656	WC	FRU9223	M	ANDERSON RYAN	1/1/2021	8/25/2021	33071629	117.70
AT7	11460	042	UT	CB	01/01/2020	306T3656	WC	FPD1532	M	HONE BRENT	02/11/2020	09/01/2021	33088841	117.70
AT7	14390002	042	UT	CB	01/01/2021	306T3656	WC	FTA4201	M	HADLOCK NICOLE	06/15/2021	09/01/2021	33099535	117.70
AT7	14480007010	042	UT	CB	01/01/2021	306T3656	WC	FTA8379	M	VAN NOSDOL TY	06/08/2021	09/01/2021	33102653	117.70
AT7	13900	042	UT	CB	01/01/2021	306T3656	WC	FSJ3306	M	BERRYHILL LORRAIN	03/02/2021	09/09/2021	33116544	117.70
AT7	13900	042	UT	CB	01/01/2021	306T3656	WC	FSJ3306	M	BERRYHILL LORRAIN	03/02/2021	09/22/2021	33160256	117.70
AT7	10540	042	UT	CB	01/01/2021	306T3656	WC	FSS4142	M	SMITH SETH W	04/15/2021	09/29/2021	33183360	117.70
AT7	14050001001	042	UT	CB	01/01/2021	306T3656	WC	FTA7813	M	CRNICH ANDY S	07/02/2021	09/29/2021	33187072	117.70
AT7	13660003	042	UT	CB	01/01/2021	306T3656	WC	FSS6588	M	ROBERTSON TAYLOR	05/09/2021	08/04/2021	67745364	117.45
AT7	12230002007	042	UT	CB	01/01/2021	306T3656	WC	FTA0416	M	TESEN EDWARD	05/24/2021	08/11/2021	67749730	117.45
AT7	14480007011	042	UT	CB	01/01/2021	306T3656	WC	FSJ3387	M	NGUYEN LE	03/02/2021	08/18/2021	67756283	117.45
AT7	17750	042	UT	CB	01/01/2021	306T3656	WC	FSS3108	M	STEPHENSON MARK	03/16/2021	09/08/2021	2279412	117.33
AT7	17750	042	UT	CB	01/01/2021	306T3656	WC	FSS3108	M	STEPHENSON MARK	03/16/2021	09/21/2021	2283323	117.33
AT7	11030003	042	UT	CB	01/01/2021	306T3656	WC	FSJ9109	C	HARRIS ANDREW D	03/30/2021	09/08/2021	251613	117.22
AT7	13660003	042	UT	CB	01/01/2021	306T3656	WC	FTK9767	M	JENNIFER WEIGHT	08/27/2021	09/20/2021	67778806	116.70
AT7	13270	042	UT	CB	01/01/1998	306T4813	WC	A4J7016	M	BIRD TRACY	7/25/1998	8/26/2021	2276490	116.69
AT7	11200004	042	UT	CB	01/01/2021	306T3656	WC	FTA0846	M	EVANS MATTHEW	06/01/2021	08/11/2021	67750966	116.00

CSS Worker's Compensation Disbursements
Aug 2021 - Sep 2021 - By Check Amount

Client Code	Organization Code	Adjusting Office	State	Claim Designator	Policy Effective Date	Policy Number	Line	Claim Number	Payment Type	Claimant Name	Loss Date	Charge Date	Check Number	Check Amount
AT7	11910005	042	UT	CB	01/01/2011	306T3656	WC	EQX0150	M	BARLOW ROLAND J	09/19/2011	08/18/2021	67756333	116.00
AT7	14680008	042	UT	CB	01/01/2017	306T3656	WC	E9A5947	M	DAVIS GLENN	02/16/2017	08/18/2021	67756333	116.00
AT7	16110510	095	UT	CM	01/01/2021	306T3656	WC	FTA4947	M	CARLOS CAVILA	06/19/2021	08/25/2021	67762194	116.00
AT7	13660002004	095	UT	CM	01/01/2021	306T3656	WC	FTA3464	M	HEATON KIRK	06/09/2021	09/09/2021	67772303	115.80
AT7	10310002	042	UT	CB	01/01/2021	306T3656	WC	FTK7818	M	ALLRED LIESL K	08/20/2021	09/15/2021	67776868	115.80
AT7	12570	042	UT	CB	01/01/2021	306T3656	WC	FTK4709	M	ABBOTT KARL M	08/07/2021	09/09/2021	67772292	115.50
AT7	14050001001	042	UT	CB	01/01/2021	306T3656	WC	FTA7813	M	CRNICH ANDY S	7/2/2021	8/11/2021	67750966	115.44
AT7	17080	042	UT	CB	01/01/2021	306T3656	WC	FTA3715	M	PARRISH GREG	06/03/2021	09/15/2021	67776803	114.85
AT7	14480007011	042	UT	CB	01/01/2019	306T3656	WC	FMX3723	M	JONES LAURIE	10/03/2019	08/04/2021	67744351	114.58
AT7	13650003	095	UT	CM	01/01/2021	306T3656	WC	FTA8157	M	RUSSELL WOODLAND	07/06/2021	08/18/2021	67756214	114.53
AT7	12960001	095	UT	CM	01/01/2021	306T3656	WC	FTK3987	M	GODFREY JEREMY	08/03/2021	09/01/2021	67767425	114.53
AT7	12230002007	042	UT	CB	01/01/2021	306T3656	WC	FTA0416	M	TESEN EDWARD	5/24/2021	8/18/2021	67755038	114.30
AT7	14640012	042	UT	CB	01/01/2021	306T3656	WC	FTA9932	M	AMARIA SCOVIL	7/12/2021	8/25/2021	67761757	114.30
AT7	11490022003	042	UT	CB	01/01/2020	306T3656	WC	FRP7722	M	MOSHER HALEY	12/6/2020	8/11/2021	67750880	113.00
AT7	13980004	042	UT	CB	01/01/2020	306T3656	WC	FPD4258	M	BEEBE BRANDON	02/21/2020	09/09/2021	67772314	112.87
AT7	16110111	095	UT	CM	01/01/2021	306T3656	WC	FTK4098	M	KRISTEEN NCROTHER	08/02/2021	09/02/2021	2278581	112.83
AT7	16110211	042	UT	CB	01/01/2020	306T3656	WC	FQV6956	M	SPRAGG CURTIS A	10/13/2020	8/13/2021	67752440	112.52
AT7	17750	042	UT	CB	01/01/2021	306T3656	WC	FSS3108	M	STEPHENSON MARK	03/16/2021	08/25/2021	2276379	112.40
AT7	17750	042	UT	CB	01/01/2021	306T3656	WC	FSS3108	M	STEPHENSON MARK	03/16/2021	09/08/2021	2279411	112.40
AT7	16080003004	095	UT	CM	01/01/2021	306T3656	WC	FTA0864	M	THO TUA	05/27/2021	09/01/2021	67767426	112.00
AT7	11860	095	UT	CM	01/01/2021	306T3656	WC	FSS1478	M	LOW JUSTIN	04/07/2021	08/10/2021	67748633	111.36
AT7	13660003	042	UT	CB	01/01/2021	306T3656	WC	FSJ1480	M	WALDRON BRANDON	02/05/2021	08/11/2021	67750967	111.36
AT7	17080	042	UT	CB	01/01/2021	306T3656	WC	FTA3715	M	PARRISH GREG	06/03/2021	09/01/2021	67767310	111.36
AT7	16110413	095	UT	CM	01/01/2021	306T3656	WC	FTA8515	M	CHAMBERLAIN DILLO	07/08/2021	09/01/2021	67767472	111.36
AT7	14480007011	042	UT	CB	01/01/2021	306T3656	WC	FTK7049	M	SYKES JEAN J	08/18/2021	09/15/2021	67776925	111.36
AT7	12230004019	042	UT	CB	01/01/2021	306T3656	WC	FRU7894	M	COOK DARIN	02/03/2021	08/11/2021	67750832	111.15
AT7	15320023	042	UT	CB	01/01/2021	306T3656	WC	FSS8030	M	JOHNSON KAREN	05/14/2021	08/18/2021	67756241	111.15
AT7	12230004019	042	UT	CB	01/01/2021	306T3656	WC	FRU7894	M	COOK DARIN	02/03/2021	08/25/2021	67762049	111.15
AT7	14480022030	042	UT	CB	01/01/2021	306T3656	WC	FSJ6711	M	RICHARDSON JOSEPH	3/16/2021	8/4/2021	67743130	110.00
AT7	14480022030	042	UT	CB	01/01/2021	306T3656	WC	FSJ6711	M	RICHARDSON JOSEPH	03/16/2021	09/08/2021	67770195	110.00
AT7	16080003004	095	UT	CM	01/01/2021	306T3656	WC	FTA0864	M	THO TUA	5/27/2021	8/4/2021	67745353	109.54
AT7	16080003004	095	UT	CM	01/01/2021	306T3656	WC	FTA0864	M	THO TUA	05/27/2021	08/18/2021	67756273	109.54
AT7	14480007011	042	UT	CB	01/01/2021	306T3656	WC	FTK7049	M	SYKES JEAN J	08/18/2021	09/29/2021	33190744	109.04
AT7	10540	042	UT	CB	01/01/2021	306T3656	WC	FSS4142	E	SMITH SETH W	04/15/2021	09/10/2021	22000010	107.28
AT7	14190017	042	UT	CB	01/01/2021	306T3656	WC	FTA8041	M	LIDDELL LISA	07/02/2021	09/21/2021	2283401	107.08
AT7	14190017	042	UT	CB	01/01/2021	306T3656	WC	FTA8041	M	LIDDELL LISA	07/02/2021	09/28/2021	2285025	107.08

CSS Worker's Compensation Disbursements
Aug 2021 - Sep 2021 - By Check Amount

Client Code	Organization Code	Adjusting Office	State	Claim Designator	Policy Effective Date	Policy Number	Line	Claim Number	Payment Type	Claimant Name	Loss Date	Charge Date	Check Number	Check Amount
AT7	13500004	042	UT	CB	01/01/2020	306T3656	WC	FNR4855	M	MAY ELAINE	01/13/2020	08/04/2021	33997180	107.00
AT7	13580	042	UT	CB	01/01/2021	306T3656	WC	FRU2531	M	NAKAI RITA	01/05/2021	08/04/2021	33001917	107.00
AT7	16110440	042	UT	CB	01/01/2021	306T3656	WC	FRU5506	M	ELLSWORTH MICHAEL	1/22/2021	8/4/2021	33004384	107.00
AT7	16690019	042	UT	CB	01/01/2021	306T3656	WC	FSJ9843	M	PERKINS GLENNARAE	4/2/2021	8/4/2021	33011368	107.00
AT7	17950	042	UT	CB	01/01/2021	306T3656	WC	FTA4034	M	STEWART KEVIN	6/10/2021	8/4/2021	33012151	107.00
AT7	14390002	042	UT	CB	01/01/2021	306T3656	WC	FTA4201	M	HADLOCK NICOLE	6/15/2021	8/4/2021	33010473	107.00
AT7	15610004	042	UT	CB	01/01/2020	306T3656	WC	FPZ6063	M	HUNTER JED W	6/30/2020	8/11/2021	33022324	107.00
AT7	13980005	042	UT	CB	01/01/2020	306T3656	WC	FPD4243	M	MAYBERRY SHANE	2/21/2020	8/18/2021	33043357	107.00
AT7	14050003005	042	UT	CB	01/01/2021	306T3656	WC	FTA8310	M	MITCHELL BRENT	07/07/2021	08/25/2021	33079477	107.00
AT7	14480002	042	UT	CB	01/01/2020	306T3656	WC	FPZ9135	M	BUNCE CHERIE	07/13/2020	09/01/2021	33091003	107.00
AT7	16110211	042	UT	CB	01/01/2021	306T3656	WC	FTK0277	M	GRACIA LIONEL R	07/16/2021	09/09/2021	33123602	107.00
AT7	11830001	042	UT	CB	01/01/2021	306T3656	WC	FTK6373	M	MORGAN BRIAN	08/11/2021	09/15/2021	33149692	107.00
AT7	14050001001	042	UT	CB	01/01/2021	306T3656	WC	FSS5707	M	WILKINSON NICHOLA	05/04/2021	09/22/2021	33162319	107.00
AT7	11200004	042	UT	CB	01/01/2021	306T3656	WC	FTA0846	M	EVANS MATTHEW	06/01/2021	09/22/2021	33163630	107.00
AT7	16690019	042	UT	CB	01/01/2021	306T3656	WC	FSJ9843	M	PERKINS GLENNARAE	04/02/2021	09/29/2021	33186592	107.00
AT7	13160002	095	UT	CM	01/01/2021	306T3656	WC	FSS8436	M	SPENCER JOHN	05/18/2021	09/29/2021	33194765	107.00
AT7	14480007010	042	UT	CB	01/01/2021	306T3656	WC	FTA8379	M	VAN NOSDOL TY	06/08/2021	09/29/2021	33188590	107.00
AT7	15320001	042	UT	CB	01/01/2021	306T3656	WC	FTK2892	M	RICHARDSON MICHAEL	07/08/2021	09/29/2021	33190428	107.00
AT7	10640	042	UT	CB	01/01/2016	306T3656	WC	ESL7571	E	BATES LAURIE	01/19/2016	08/26/2021	22000111	106.41
AT7	13270	042	UT	CB	01/01/1998	306T4813	WC	A4J7016	M	BIRD TRACY	7/25/1998	8/19/2021	2274712	106.16
AT7	17950	095	UT	CM	01/01/2021	306T3656	WC	FTK4591	M	WILSON JACKIE	07/26/2021	09/01/2021	67767442	105.93
AT7	14760	042	UT	CB	01/01/2012	306T3656	WC	EVF1518	E	ERICSON EDWIN	11/1/2012	8/26/2021	22000032	105.75
AT7	16080001003	042	UT	CB	01/01/2021	306T3656	WC	FTA1104	M	WEBB ADAM	05/24/2021	09/22/2021	67782246	105.46
AT7	12230004019	095	UT	CM	01/01/2021	306T3656	WC	FSS0334	M	COPPIN DAVIS	4/4/2021	8/25/2021	67762077	105.36
AT7	13660003	042	UT	CB	01/01/2015	306T3656	WC	E3W2365	M	CHUCHRAN JARED A	05/30/2015	08/18/2021	67756189	105.23
AT7	14580006	042	UT	CB	01/01/2020	306T3656	WC	FQV2656	M	HARRISON JOSEPH	09/21/2020	09/09/2021	67772207	105.23
AT7	00503	042	UT	CB	01/01/1987	306T4813	WC	A4J7031	M	ARCHIBEQUE ALICE	08/13/1987	09/15/2021	67776885	105.23
AT7	15750	042	UT	CB	01/01/2007	306T3656	WC	CAU6403	M	NEWSOME PAUL	08/06/2007	09/15/2021	67776890	105.23
AT7	13160002	095	UT	CM	01/01/2021	306T3656	WC	FSS8436	M	SPENCER JOHN	05/18/2021	09/29/2021	67787408	105.23
AT7	13900	042	UT	CB	01/01/2021	306T3656	WC	FSJ3306	E	BERRYHILL LORRAIN	03/02/2021	08/26/2021	22000017	105.01
AT7	14480007011	042	UT	CB	01/01/2021	306T3656	WC	FTK7049	M	SYKES JEAN J	08/18/2021	09/09/2021	33127001	105.00
AT7	14480007011	042	UT	CB	01/01/2021	306T3656	WC	FTK7049	M	SYKES JEAN J	08/18/2021	09/29/2021	33190746	105.00
AT7	16140003	042	UT	CB	01/01/2021	306T3656	WC	FSS0753	M	NELSON JEREMY M	04/07/2021	08/04/2021	67744133	104.54
AT7	14190017	042	UT	CB	01/01/2021	306T3656	WC	FTA8041	M	LIDDELL LISA	07/02/2021	08/31/2021	2277449	104.20
AT7	14190017	042	UT	CB	01/01/2021	306T3656	WC	FTA8041	M	LIDDELL LISA	07/02/2021	09/14/2021	2281687	104.20
AT7	14190017	042	UT	CB	01/01/2021	306T3656	WC	FTA8041	M	LIDDELL LISA	07/02/2021	09/14/2021	2281688	104.20

**CSS Worker's Compensation Disbursements
Aug 2021 - Sep 2021 - By Check Amount**

Client Code	Organization Code	Adjusting Office	State	Claim Designator	Policy Effective Date	Policy Number	Line	Claim Number	Payment Type	Claimant Name	Loss Date	Charge Date	Check Number	Check Amount
AT7	14190017	042	UT	CB	01/01/2021	306T3656	WC	FTA8041	M	LIDDELL LISA	07/02/2021	09/14/2021	2281689	104.20
AT7	16110413	042	UT	CB	01/01/2021	306T3656	WC	FSS2261	M	LIRA ANTHONY J	04/15/2021	09/22/2021	67782280	104.02
AT7	13160001	042	UT	CB	01/01/2020	306T3656	WC	FQV1705	M	BUTLER BRETT	09/10/2020	09/01/2021	67766423	102.82
AT7	12230002007	042	UT	CB	01/01/2021	306T3656	WC	FTA0416	M	TESEN EDWARD	05/24/2021	09/15/2021	67776825	102.82
AT7	16110211	042	UT	CB	01/01/2021	306T3656	WC	FTK0277	M	GRACIA LIONEL R	07/16/2021	08/26/2021	2276872	102.16
AT7	14190007	042	UT	CB	01/01/2015	306T3656	WC	E2P3959	M	COBB CALVIN	2/4/2015	8/25/2021	67761466	101.79
AT7	11490021	042	UT	CB	01/01/2020	306T3656	WC	FRP1340	M	WYATT BRENDA	11/03/2020	08/11/2021	67750937	100.94
AT7	12690002	042	UT	CB	01/01/2021	306T3656	WC	FSS2485	M	MORROW JOSHUA	04/18/2021	08/25/2021	67762152	100.22
AT7	14190013	042	UT	CB	01/01/2020	306T3656	WC	FQV6752	M	MAGLEBY TIFFANY	09/23/2020	09/01/2021	67766752	100.22
AT7	16110561	095	UT	CM	01/01/2021	306T3656	WC	FSS6832	M	DESMOND REBEKAH J	05/08/2021	08/11/2021	67750942	99.82
AT7	13020007	095	UT	CM	01/01/2021	306T3656	WC	FSS7648	M	CORY FENTON	04/17/2021	08/11/2021	67750942	99.82
AT7	16110413	095	UT	CM	01/01/2021	306T3656	WC	FTA8515	M	CHAMBERLAIN DILLO	07/08/2021	09/01/2021	67767445	99.82
AT7	16110510	042	UT	CB	01/01/2017	306T3656	WC	FBG6523	M	HUMPHRIES JANAE	11/28/2017	08/25/2021	67761142	98.98
AT7	16110561	095	UT	CM	01/01/2021	306T3656	WC	FTA4450	M	LOTT BRYNLEE	06/16/2021	09/01/2021	67767445	97.41
AT7	14640024	042	UT	CB	01/01/2021	306T3656	WC	FRU7752	M	SABEY CHRIS C	02/03/2021	08/11/2021	67750935	97.20
AT7	11690005	042	UT	CB	01/01/2020	306T3656	WC	FPR6237	M	GUNN KRISTI	5/5/2020	8/4/2021	33998195	96.30
AT7	13660003	042	UT	CB	01/01/2021	306T3656	WC	FSJ1480	M	WALDRON BRANDON	02/05/2021	08/04/2021	33003320	96.30
AT7	10550	042	UT	CB	01/01/2021	306T3656	WC	FSJ6695	M	LOFLEY KEITH	3/17/2021	8/4/2021	33005405	96.30
AT7	13660003	042	UT	CB	01/01/2019	306T3656	WC	FKV3457	M	DALTON DEREK	2/8/2019	8/11/2021	33018202	96.30
AT7	14740003	042	UT	CB	01/01/2021	306T3656	WC	FTA3397	M	OBRAY TANNER	06/11/2021	08/11/2021	33032406	96.30
AT7	14480007010	042	UT	CB	01/01/2021	306T3656	WC	FTA8379	M	VAN NOSDOL TY	6/8/2021	8/11/2021	33037310	96.30
AT7	16110211	042	UT	CB	01/01/2021	306T3656	WC	FTK0277	M	GRACIA LIONEL R	07/16/2021	08/25/2021	33080167	96.30
AT7	12480	042	UT	CB	01/01/2021	306T3656	WC	FTK5485	M	TRAEDYN BREWER	08/11/2021	08/25/2021	33083984	96.30
AT7	14050003005	042	UT	CB	01/01/2021	306T3656	WC	FTA8310	M	MITCHELL BRENT	07/07/2021	09/01/2021	33101273	96.30
AT7	13160001	042	UT	CB	01/01/2020	306T3656	WC	FQV1705	M	BUTLER BRETT	09/10/2020	09/09/2021	33113281	96.30
AT7	16690001	042	UT	CB	01/01/2021	306T3656	WC	FTA3450	M	BATEMAN MARY	06/11/2021	09/09/2021	33121172	96.30
AT7	10610006	042	UT	CB	01/01/2021	306T3656	WC	FTK1113	M	MCWILLIAMS SHAUN	07/10/2021	09/09/2021	33124576	96.30
AT7	13980015	042	UT	CB	01/01/2021	306T3656	WC	FTA9068	M	THOMPSON JODI	07/12/2021	09/15/2021	33145393	96.30
AT7	10610006	042	UT	CB	01/01/2021	306T3656	WC	FTK1113	M	MCWILLIAMS SHAUN	07/10/2021	09/15/2021	33146633	96.30
AT7	17080	042	UT	CB	01/01/2021	306T3656	WC	FTA3715	M	PARRISH GREG	06/03/2021	09/22/2021	33166396	96.30
AT7	12480	042	UT	CB	01/01/2021	306T3656	WC	FTK5485	M	BREWER TRAEDYN	08/11/2021	09/29/2021	33190089	96.30
AT7	14480007012	042	UT	CB	01/01/2020	306T3656	WC	FQV9028	M	ROBINSON ZAC	10/21/2020	08/04/2021	67745357	96.29
AT7	11040	042	UT	CB	01/01/2021	306T3656	WC	FSJ4776	M	MCCARTY NICKOLE	3/2/2021	8/4/2021	67745337	95.68
AT7	14050001004	095	UT	CM	01/01/2021	306T3656	WC	FTA9418	M	JAREN O'DRISCOLL	07/10/2021	08/25/2021	67762211	95.68
AT7	11910002	042	UT	CB	01/01/2021	306T3656	WC	FTA9766	M	TOBLER NICHOLAS	07/15/2021	09/01/2021	67767468	95.68
AT7	16110510	042	UT	CB	01/01/2021	306T3656	WC	FTK3182	M	OXENDINE DAVID E	07/30/2021	09/15/2021	67776921	95.68

**CSS Worker's Compensation Disbursements
Aug 2021 - Sep 2021 - By Check Amount**

Client Code	Organization Code	Adjusting Office	State	Claim Designator	Policy Effective Date	Policy Number	Line	Claim Number	Payment Type	Claimant Name	Loss Date	Charge Date	Check Number	Check Amount
AT7	11640002	095	UT	CM	01/01/2021	306T3656	WC	FSS0371	M	ADRIAN GANDARIALL	03/31/2021	09/29/2021	67786971	95.68
AT7	16140005	042	UT	CB	01/01/2020	306T3656	WC	FQV1826	M	PAYNE MICHAEL E	03/25/2020	09/15/2021	67775874	95.16
AT7	15530004	042	UT	CB	01/01/2020	306T3656	WC	FQV6644	E	NYMAN JOANN	10/13/2020	08/04/2021	33999969	95.00
AT7	10640	042	UT	CB	01/01/2016	306T3656	WC	ESL7571	E	BATES LAURIE	01/19/2016	08/11/2021	33016827	95.00
AT7	16110440	042	UT	CB	01/01/2021	306T3656	WC	FRU5506	E	ELLSWORTH MICHAEL	01/22/2021	08/11/2021	33027302	95.00
AT7	16080001005	042	UT	CB	01/01/2021	306T3656	WC	FSJ4797	E	ALLEN CATHERINE	2/19/2021	8/11/2021	33028275	95.00
AT7	12230004019	042	UT	CB	01/01/2021	306T3656	WC	FRU7894	E	COOK DARIN	2/3/2021	8/25/2021	33071465	95.00
AT7	14190012	042	UT	CB	01/01/2021	306T3656	WC	FRU6257	E	MILLER DARIN	01/12/2021	09/09/2021	33117673	95.00
AT7	14190017	042	UT	CB	01/01/2021	306T3656	WC	FTA8041	E	LIDDELL LISA	07/02/2021	09/09/2021	33122705	95.00
AT7	17310002	042	UT	CB	01/01/2020	306T3656	WC	FRP3300	E	HOBBS WILLIAM	11/13/2020	09/15/2021	33138978	95.00
AT7	17750	042	UT	CB	01/01/2021	306T3656	WC	FSS3108	E	STEPHENSON MARK	03/16/2021	09/15/2021	33141858	95.00
AT7	16080001005	042	UT	CB	01/01/2021	306T3656	WC	FSJ4797	E	ALLEN CATHERINE	02/19/2021	09/22/2021	33161425	95.00
AT7	13580	042	UT	CB	01/01/2021	306T3656	WC	FRU2531	E	NAKAI RITA	01/05/2021	09/29/2021	33180196	95.00
AT7	12230004019	042	UT	CB	01/01/2021	306T3656	WC	FRU7894	E	COOK DARIN	02/03/2021	09/29/2021	33181176	95.00
AT7	16110413	042	UT	CB	01/01/2021	306T3656	WC	FSS2261	E	LIRA ANTHONY J	04/15/2021	09/29/2021	33185563	95.00
AT7	11200004	042	UT	CB	01/01/2021	306T3656	WC	FTA0846	E	EVANS MATTHEW	06/01/2021	09/29/2021	33185153	95.00
AT7	15520	042	UT	CB	01/01/2021	306T3656	WC	FTA6034	E	HANNIFIN TIMOTHY	06/25/2021	09/29/2021	33186882	95.00
AT7	15530004	042	UT	CB	01/01/2020	306T3656	WC	FQV6644	M	NYMAN JOANN	10/13/2020	09/01/2021	67767446	94.63
AT7	16360	042	UT	CB	01/01/2020	306T3656	WC	FPZ2981	M	WOODWARD COLLEEN	6/16/2020	8/16/2021	67753208	94.48
AT7	16110211	095	UT	CM	01/01/2021	306T3656	WC	FSS8790	M	CABERO JOSE E	5/20/2021	8/26/2021	2276829	94.33
AT7	14640024	042	UT	CB	01/01/2021	306T3656	WC	FRU7752	M	SABEY CHRIS C	02/03/2021	08/18/2021	67756275	93.60
AT7	14640024	042	UT	CB	01/01/2021	306T3656	WC	FRU7752	M	SABEY CHRIS C	02/03/2021	08/25/2021	67762149	93.60
AT7	14640024	042	UT	CB	01/01/2021	306T3656	WC	FRU7752	M	SABEY CHRIS C	02/03/2021	09/01/2021	67767431	93.60
AT7	12060	095	UT	CM	01/01/2021	306T3656	WC	FSS5160	M	WALKER TRENT	04/22/2021	09/29/2021	67786933	92.00
AT7	16140003	042	UT	CB	01/01/2019	306T3656	WC	FMP7200	M	RICKS CURTIS W	07/31/2019	09/29/2021	67786939	91.96
AT7	11640002	095	UT	CM	01/01/2020	306T3656	WC	FRP6369	M	ZACHARY HENDRICKS	11/28/2020	09/22/2021	67782282	91.00
AT7	14480007011	042	UT	CB	01/01/2021	306T3656	WC	FTK7049	M	SYKES JEAN J	08/18/2021	09/15/2021	33148835	90.00
AT7	12230002007	042	UT	CB	01/01/2021	306T3656	WC	FTA0416	M	TESEN EDWARD	05/24/2021	08/11/2021	67750864	88.95
AT7	10810	042	UT	CB	01/01/1998	306T4813	WC	A4J7023	M	PATTERSON WILLIAM	09/25/1998	09/30/2021	2285768	88.91
AT7	14480022030	042	UT	CB	01/01/2020	306T3656	WC	FQM9200	M	THORPE BRITTNEY	9/3/2020	8/18/2021	67756270	88.74
AT7	13160002	095	UT	CM	01/01/2021	306T3656	WC	FSS8436	M	SPENCER JOHN	5/18/2021	8/18/2021	67756271	88.74
AT7	10640	042	UT	CB	01/01/2016	306T3656	WC	ESL7571	M	BATES LAURIE	01/19/2016	09/09/2021	67772314	88.74
AT7	14480022030	042	UT	CB	01/01/2020	306T3656	WC	FQM9200	M	THORPE BRITTNEY	09/03/2020	09/09/2021	67772314	88.74
AT7	14640024	042	UT	CB	01/01/2021	306T3656	WC	FRU7752	M	SABEY CHRIS C	02/03/2021	09/15/2021	67776879	88.74
AT7	10640	042	UT	CB	01/01/2015	306T3656	WC	E3W4470	M	ROBINSON LYNNETTE	07/14/2015	09/22/2021	67782227	88.74
AT7	13980019	042	UT	CB	01/01/2018	306T3656	WC	FJZ1240	M	HOPKINS EDWARD	11/07/2018	09/23/2021	2284196	88.68

CSS Worker's Compensation Disbursements
Aug 2021 - Sep 2021 - By Check Amount

Client Code	Organization Code	Adjusting Office	State	Claim Designator	Policy Effective Date	Policy Number	Line	Claim Number	Payment Type	Claimant Name	Loss Date	Charge Date	Check Number	Check Amount
AT7	10540	042	UT	CB	01/01/2021	306T3656	WC	FSS4142	M	SMITH SETH W	4/15/2021	8/11/2021	67750570	88.64
AT7	16110211	095	UT	CM	01/01/2021	306T3656	WC	FSS0004	M	SLACK DAVID S	4/5/2021	8/4/2021	67745402	88.62
AT7	11690013	095	UT	CM	01/01/2021	306T3656	WC	FTA2121	M	LARSEN MICHAEL	6/3/2021	8/4/2021	67745408	88.62
AT7	14500004	042	UT	CB	01/01/2021	306T3656	WC	FTA4277	M	OVARD LES V	06/08/2021	08/04/2021	67745407	88.62
AT7	13640003	095	UT	CM	01/01/2021	306T3656	WC	FTA2510	M	BRIGGS MASON	5/30/2021	8/18/2021	67756344	88.62
AT7	16110561	095	UT	CM	01/01/2021	306T3656	WC	FTA4450	M	LOTT BRYNLEE	06/16/2021	08/18/2021	67756344	88.62
AT7	16110413	095	UT	CM	01/01/2021	306T3656	WC	FTA9544	M	COLLIN MHUTCHINGS	7/14/2021	8/18/2021	67756346	88.62
AT7	10750007	095	UT	CM	01/01/2021	306T3656	WC	FTK0005	M	DELAND CONNOR	07/14/2021	08/18/2021	67756347	88.62
AT7	15610021	095	UT	CM	01/01/2021	306T3656	WC	FTK1840	M	KYLEE KINDER	7/23/2021	8/25/2021	67762198	88.62
AT7	14580010	095	UT	CB	01/01/1999	306T4813	WC	A4J7037	M	HAMILTON CLARENCE	10/01/1999	09/01/2021	67767362	88.62
AT7	14480022044	095	UT	CM	01/01/2021	306T3656	WC	FTK2065	M	BEGAY AANOR	07/24/2021	09/01/2021	67767474	88.62
AT7	13980012	095	UT	CM	01/01/2021	306T3656	WC	FSJ7295	M	HANSEN KERSTIN	03/18/2021	09/15/2021	67776928	88.62
AT7	13980003	095	UT	CM	01/01/2021	306T3656	WC	FSS0982	M	WILLS JAMES	04/08/2021	09/15/2021	67776928	88.62
AT7	16110510	095	UT	CM	01/01/2021	306T3656	WC	FTK0596	M	HOLT JORDAN C	07/19/2021	09/15/2021	67776933	88.62
AT7	14500002	095	UT	CM	01/01/2021	306T3656	WC	FTK2072	M	BRADESON ERIK H	07/27/2021	09/15/2021	67776935	88.62
AT7	14480011019	095	UT	CM	01/01/2021	306T3656	WC	FTK3856	M	DAVIS JARED	07/30/2021	09/15/2021	67776928	88.62
AT7	12310	042	UT	CB	01/01/2021	306T3656	WC	FSJ5816	M	HATCH REBEKAH	03/09/2021	09/22/2021	67782270	88.62
AT7	16110200	095	UT	CM	01/01/2021	306T3656	WC	FRU6720	M	BIEN GLEN H	01/26/2021	09/29/2021	67787426	88.62
AT7	11690007	095	UT	CM	01/01/2021	306T3656	WC	FTK8030	M	KAITLYN TIMOTHY	08/24/2021	09/29/2021	67786977	88.62
AT7	14480011019	095	UT	CM	01/01/2021	306T3656	WC	FTK9676	M	JASON WARNER	08/24/2021	09/29/2021	67787425	88.62
AT7	14480022030	042	UT	CB	01/01/2020	306T3656	WC	FQV0384	M	WILLIAMS RYLE	9/11/2020	8/18/2021	67756355	87.78
AT7	13980004	095	UT	CM	01/01/2020	306T3656	WC	FQV1084	M	NAVARRETE DAYANIR	09/14/2020	08/18/2021	67756356	87.78
AT7	14480022042	095	UT	CM	01/01/2020	306T3656	WC	FQV6088	M	ORMOND RAYMOND B	10/8/2020	8/18/2021	67756356	87.78
AT7	15610020	042	UT	CB	01/01/2021	306T3656	WC	FRU5648	M	CLAYSON BLAKE L	01/13/2021	09/29/2021	67787412	87.75
AT7	14190017	042	UT	CB	01/01/2021	306T3656	WC	FTA8041	M	LIDDELL LISA	7/2/2021	8/11/2021	67749996	87.24
AT7	10310002	042	UT	CB	01/01/2021	306T3656	WC	FTK7818	M	ALLRED LIESL K	08/20/2021	09/29/2021	67786917	86.85
AT7	1398006004	095	UT	CM	01/01/2021	306T3656	WC	FTK5492	M	TRISTAN JOHNSON	08/11/2021	09/29/2021	67787410	86.11
AT7	15610015003	042	UT	CB	01/01/2021	306T3656	WC	FTK7667	M	JORGE AMORALES	08/20/2021	09/29/2021	67786938	86.11
AT7	12690002	042	UT	CB	01/01/2021	306T3656	WC	FSS2485	M	MORROW JOSHUA	04/18/2021	08/04/2021	33005928	85.60
AT7	17750	042	UT	CB	01/01/2021	306T3656	WC	FSS3108	M	STEPHENSON MARK	3/16/2021	8/4/2021	33007741	85.60
AT7	17080	042	UT	CB	01/01/2021	306T3656	WC	FTA3715	M	PARRISH GREG	06/03/2021	08/04/2021	33014864	85.60
AT7	10540	042	UT	CB	01/01/2021	306T3656	WC	FSS4142	M	SMITH SETH W	4/15/2021	8/11/2021	33029109	85.60
AT7	13160001	042	UT	CB	01/01/2020	306T3656	WC	FQV1705	M	BUTLER BRETT	9/10/2020	8/18/2021	33045589	85.60
AT7	10610006	042	UT	CB	01/01/2021	306T3656	WC	FTK1113	M	MCWILLIAMS SHAUN	7/10/2021	8/18/2021	33059348	85.60
AT7	15610004	042	UT	CB	01/01/2020	306T3656	WC	FPZ6063	M	HUNTER JED W	06/30/2020	08/25/2021	33067939	85.60
AT7	13060001	042	UT	CB	01/01/2020	306T3656	WC	FRP9349	M	OLSEN JEFFERY S	12/16/2020	08/25/2021	33069911	85.60

**CSS Worker's Compensation Disbursements
Aug 2021 - Sep 2021 - By Check Amount**

Client Code	Organization Code	Adjusting Office	State	Claim Designator	Policy Effective Date	Policy Number	Line	Claim Number	Payment Type	Claimant Name	Loss Date	Charge Date	Check Number	Check Amount
AT7	16110413	042	UT	CB	01/01/2021	306T3656	WC	FSS2261	M	LIRA ANTHONY J	04/15/2021	08/25/2021	33076834	85.60
AT7	14190017	042	UT	CB	01/01/2021	306T3656	WC	FTA8041	M	LIDDELL LISA	07/02/2021	08/25/2021	33079108	85.60
AT7	10540	042	UT	CB	01/01/2021	306T3656	WC	FSS4142	M	SMITH SETH W	04/15/2021	09/01/2021	33096498	85.60
AT7	16110211	042	UT	CB	01/01/2021	306T3656	WC	FSS8679	M	IVERSON DOUGLAS J	05/19/2021	09/01/2021	33097784	85.60
AT7	10750007	042	UT	CB	01/01/2021	306T3656	WC	FTA8295	M	PETERSEN CHAD	07/07/2021	09/01/2021	33101442	85.60
AT7	11690005	042	UT	CB	01/01/2020	306T3656	WC	FPR6237	M	GUNN KRISTI	05/05/2020	09/09/2021	33112247	85.60
AT7	10540	042	UT	CB	01/01/2021	306T3656	WC	FSS4142	M	SMITH SETH W	04/15/2021	09/09/2021	33118543	85.60
AT7	15610015003	042	UT	CB	01/01/2021	306T3656	WC	FTA7023	M	ADAMS ZACHARY K	06/30/2021	09/09/2021	33122238	85.60
AT7	10640	042	UT	CB	01/01/2016	306T3656	WC	ESL7571	M	BATES LAURIE	01/19/2016	09/15/2021	33130404	85.60
AT7	16080001005	042	UT	CB	01/01/2018	306T3656	WC	FHY9767	M	ROBINSON ZACH	11/01/2018	09/15/2021	33132971	85.60
AT7	10610005	042	UT	CB	01/01/2021	306T3656	WC	FSS6088	M	JACKSON BURKE A	04/22/2021	09/15/2021	33146408	85.60
AT7	13980015	042	UT	CB	01/01/2021	306T3656	WC	FTA9068	M	THOMPSON JODI	07/12/2021	09/22/2021	33165896	85.60
AT7	13660003	042	UT	CB	01/01/2021	306T3656	WC	FTK9767	M	JENNIFER WEIGHT	08/27/2021	09/22/2021	33170542	85.60
AT7	11690005	042	UT	CB	01/01/2020	306T3656	WC	FPR6237	M	GUNN KRISTI	05/05/2020	09/29/2021	33177290	85.60
AT7	16110440	042	UT	CB	01/01/2021	306T3656	WC	FRU5506	M	ELLSWORTH MICHAEL	01/22/2021	09/29/2021	33182039	85.60
AT7	14190012	042	UT	CB	01/01/2021	306T3656	WC	FRU6257	M	MILLER DARIN	01/12/2021	09/29/2021	33182560	85.60
AT7	11030003	042	UT	CB	01/01/2021	306T3656	WC	FSJ9109	M	HARRIS ANDREW D	03/30/2021	09/29/2021	33186350	85.60
AT7	11200004	042	UT	CB	01/01/2021	306T3656	WC	FTA0846	M	EVANS MATTHEW	06/01/2021	09/29/2021	33185154	85.60
AT7	16110500	042	UT	CB	01/01/2021	306T3656	WC	FTK5361	M	KENDRICK MITCHELL	08/11/2021	09/29/2021	33190108	85.60
AT7	10310002	042	UT	CB	01/01/2021	306T3656	WC	FTK7818	M	ALLRED LIESL K	08/20/2021	09/29/2021	33191272	85.60
AT7	16080001003	095	UT	CM	01/01/2021	306T3656	WC	FTA0728	M	NIELSEN THOMAS	05/16/2021	08/11/2021	67750946	85.50
AT7	16080003004	095	UT	CM	01/01/2021	306T3656	WC	FTA4069	M	WHEELER HIRAM	5/23/2021	8/11/2021	67750946	85.50
AT7	17950	042	UT	CB	01/01/2021	306T3656	WC	FTA4034	M	STEWART KEVIN	6/10/2021	8/18/2021	67756297	85.50
AT7	16080002001	042	UT	CB	01/01/2021	306T3656	WC	FTK0467	M	NICOLE SNELSON	05/04/2021	08/18/2021	67756297	85.50
AT7	16080003004	095	UT	CM	01/01/2021	306T3656	WC	FTA0864	M	THO TUA	5/27/2021	8/25/2021	67762163	85.50
AT7	16080001003	095	UT	CM	01/01/2021	306T3656	WC	FTK3697	M	AARON WOOD	7/20/2021	8/25/2021	67762163	85.50
AT7	16080001003	095	UT	CM	01/01/2021	306T3656	WC	FTK3697	M	AARON WOOD	7/20/2021	8/25/2021	67762164	85.50
AT7	16080001001	042	UT	CB	01/01/2012	306T3656	WC	F9X1712	M	O'HARRA GORDON	02/17/2012	09/01/2021	67767448	85.50
AT7	16080001003	095	UT	CM	01/01/2021	306T3656	WC	FTA9307	M	STEPHENS BANNING	07/13/2021	09/29/2021	67787418	85.50
AT7	14760	042	UT	CB	01/01/1995	306T4813	WC	A4J7034	M	ERICSON EDWIN	08/22/1995	09/02/2021	2278085	85.46
AT7	14190017	042	UT	CB	01/01/2021	306T3656	WC	FTA8041	M	LIDDELL LISA	07/02/2021	08/10/2021	2272091	85.33
AT7	14190017	042	UT	CB	01/01/2021	306T3656	WC	FTA8041	M	LIDDELL LISA	7/2/2021	8/10/2021	2272092	85.33
AT7	14190017	042	UT	CB	01/01/2021	306T3656	WC	FTA8041	M	LIDDELL LISA	7/2/2021	8/10/2021	2272093	85.33
AT7	14190017	042	UT	CB	01/01/2021	306T3656	WC	FTA8041	M	LIDDELL LISA	7/2/2021	8/17/2021	2274064	85.33
AT7	14190017	042	UT	CB	01/01/2021	306T3656	WC	FTA8041	M	LIDDELL LISA	07/02/2021	08/17/2021	2274065	85.33
AT7	14190017	042	UT	CB	01/01/2021	306T3656	WC	FTA8041	M	LIDDELL LISA	7/2/2021	8/24/2021	2275917	85.33

CSS Worker's Compensation Disbursements
Aug 2021 - Sep 2021 - By Check Amount

Client Code	Organization Code	Adjusting Office	State	Claim Designator	Policy Effective Date	Policy Number	Line	Claim Number	Payment Type	Claimant Name	Loss Date	Charge Date	Check Number	Check Amount
AT7	14190017	042	UT	CB	01/01/2021	306T3656	WC	FTA8041	M	LIDDELL LISA	7/2/2021	8/31/2021	2277450	85.33
AT7	14190017	042	UT	CB	01/01/2021	306T3656	WC	FTA8041	M	LIDDELL LISA	07/02/2021	09/28/2021	2285026	85.33
AT7	14480002	042	UT	CB	01/01/2020	306T3656	WC	FPZ9135	M	BUNCE CHERIE	07/13/2020	08/20/2021	240286	84.30
AT7	14580010	095	UT	CB	01/01/1999	306T4813	WC	A4J7037	M	HAMILTON CLARENCE	10/1/1999	8/25/2021	67762095	84.15
AT7	14580010	095	UT	CB	01/01/1999	306T4813	WC	A4J7037	M	HAMILTON CLARENCE	10/01/1999	09/29/2021	67786891	84.15
AT7	16410	042	UT	CB	01/01/2020	306T3656	WC	FQM3702	M	MCDONALD CHAD	8/7/2020	8/4/2021	33998675	84.10
AT7	15610004	042	UT	CB	01/01/2020	306T3656	WC	FPZ6063	C	HUNTER JED W	06/30/2020	08/11/2021	67748729	84.04
AT7	16110510	042	UT	CB	01/01/2017	306T3656	WC	FBG6523	M	HUMPHRIES JANA E	11/28/2017	08/11/2021	67749829	83.22
AT7	16110510	042	UT	CB	01/01/2017	306T3656	WC	FBG6523	M	HUMPHRIES JANA E	11/28/2017	08/25/2021	67761010	83.22
AT7	16110510	042	UT	CB	01/01/2017	306T3656	WC	FBG6523	M	HUMPHRIES JANA E	11/28/2017	09/09/2021	67771321	83.22
AT7	14480007011	042	UT	CB	01/01/2019	306T3656	WC	FMX3723	M	JONES LAURIE	10/03/2019	08/05/2021	2271003	82.84
AT7	16080001003	042	UT	CB	01/01/2021	306T3656	WC	FTA1104	M	WEBB ADAM	05/24/2021	08/04/2021	67745369	82.65
AT7	17080	042	UT	CB	01/01/2021	306T3656	WC	FTA3715	M	PARRISH GREG	06/03/2021	08/11/2021	67750945	82.65
AT7	12360004	042	UT	CB	01/01/2019	306T3656	WC	FNR0465	M	KESLER BRODY G	12/17/2019	09/22/2021	67782246	82.65
AT7	16080001001	095	UT	CM	01/01/2021	306T3656	WC	FSJ3489	M	BOGENSCHUTZ NATHA	03/02/2021	09/22/2021	67782247	82.65
AT7	13660003	042	UT	CB	01/01/2019	306T3656	WC	FKV3457	M	DALTON DEREK	2/8/2019	8/4/2021	67745399	82.36
AT7	14260001	042	UT	CB	01/01/2020	306T3656	WC	FRP3589	M	KITCH LINDA	11/17/2020	09/15/2021	67776925	82.36
AT7	12790	095	UT	CM	01/01/2021	306T3656	WC	FTK7939	M	ROBINSON DATHON N	08/24/2021	09/09/2021	67772253	82.05
AT7	16140003	042	UT	CB	01/01/2021	306T3656	WC	FSJ6849	M	HAYES SARAH	03/18/2021	09/22/2021	67781312	81.60
AT7	13980005	042	UT	CB	01/01/2020	306T3656	WC	FPD4247	M	SHELLEY AUSTIN	2/21/2020	8/18/2021	67755727	81.28
AT7	16080003004	095	UT	CM	01/01/2021	306T3656	WC	FRU9197	M	QUINTANA HENRY	2/10/2021	8/4/2021	67744772	81.20
AT7	17950	042	UT	CB	01/01/2021	306T3656	WC	FTA4034	M	STEWART KEVIN	6/10/2021	8/4/2021	67744771	81.20
AT7	16080001003	095	UT	CM	01/01/2021	306T3656	WC	FTK3697	M	AARON WOOD	07/20/2021	08/18/2021	67755706	81.20
AT7	16080001005	042	UT	CB	01/01/2021	306T3656	WC	FSJ4797	M	ALLEN CATHERINE	2/19/2021	8/25/2021	67761560	81.20
AT7	16080003001	095	UT	CM	01/01/2021	306T3656	WC	FTK6546	M	JEMMETT MIKE	07/07/2021	09/15/2021	67776467	81.20
AT7	16080001003	042	UT	CB	01/01/2021	306T3656	WC	FTK3625	M	O'HARRA GORDON	07/15/2021	09/22/2021	67781762	81.20
AT7	16080001004	095	UT	CM	01/01/2021	306T3656	WC	FTQ0619	M	ADAM BRANDT	08/26/2021	09/22/2021	67781763	81.20
AT7	16110211	042	UT	CB	01/01/2021	306T3656	WC	FTK0277	E	GRACIA LIONEL R	07/16/2021	09/10/2021	22000003	80.01
AT7	12960001	042	UT	CB	01/01/2021	306T3656	WC	FTK8865	M	JEREMY GODFREY	08/26/2021	09/22/2021	67782227	79.76
AT7	15130	042	UT	CB	01/01/2020	306T3656	WC	FTA3044	M	HOWARD JOHN A	10/30/2020	09/29/2021	67787423	79.56
AT7	14050003005	042	UT	CB	01/01/2021	306T3656	WC	FTA8310	M	MITCHELL BRENT	07/07/2021	08/11/2021	67750778	78.65
AT7	12230004019	042	UT	CB	01/01/2021	306T3656	WC	FRU7894	M	COOK DARIN	02/03/2021	09/15/2021	67774711	78.40
AT7	12810003	095	UT	CM	01/01/2021	306T3656	WC	FSJ9417	E	MARQUEZ CHRISTOPH	03/29/2021	09/16/2021	22000019	78.12
AT7	13030	042	UT	CB	01/01/2020	306T3656	WC	FQM2193	M	VANBEEKUM RON	08/02/2020	09/09/2021	67772292	76.50
AT7	11520	042	UT	CB	01/01/2021	306T3656	WC	FTA5885	M	NELSON GREG	06/23/2021	08/20/2021	67757175	75.90
AT7	16690019	042	UT	CB	01/01/2021	306T3656	WC	FSJ9843	M	PERKINS GLENNARAE	04/02/2021	08/18/2021	67756270	75.43

CSS Worker's Compensation Disbursements
Aug 2021 - Sep 2021 - By Check Amount

Client Code	Organization Code	Adjusting Office	State	Claim Designator	Policy Effective Date	Policy Number	Line	Claim Number	Payment Type	Claimant Name	Loss Date	Charge Date	Check Number	Check Amount
AT7	12360001	042	UT	CB	01/01/2021	306T3656	WC	FTK5938	M	GARCIA RODRIGO	08/12/2021	09/01/2021	33104994	75.00
AT7	14480022030	042	UT	CB	01/01/2021	306T3656	WC	FTK9775	M	SHAWN HANCOCK	08/27/2021	09/15/2021	33151299	75.00
AT7	13660003	042	UT	CB	01/01/2015	306T3656	WC	E3W2365	M	CHUCHRAN JARED A	05/30/2015	08/04/2021	33994098	74.90
AT7	15610004	042	UT	CB	01/01/2020	306T3656	WC	FPZ6063	M	HUNTER JED W	06/30/2020	08/04/2021	33999079	74.90
AT7	14480002	042	UT	CB	01/01/2020	306T3656	WC	FPZ9135	M	BUNCE CHERIE	07/13/2020	08/11/2021	33022633	74.90
AT7	14390002	042	UT	CB	01/01/2021	306T3656	WC	FTA4201	M	HADLOCK NICOLE	6/15/2021	8/11/2021	33032845	74.90
AT7	17310002	042	UT	CB	01/01/2020	306T3656	WC	FRP3300	M	HOBBS WILLIAM	11/13/2020	08/18/2021	33049413	74.90
AT7	13580	042	UT	CB	01/01/2021	306T3656	WC	FRU2531	M	NAKAI RITA	01/05/2021	08/18/2021	33047879	74.90
AT7	13660003	042	UT	CB	01/01/2015	306T3656	WC	E3W2365	M	CHUCHRAN JARED A	5/30/2015	8/25/2021	33063585	74.90
AT7	13660003	042	UT	CB	01/01/2019	306T3656	WC	FKV3457	M	DALTON DEREK	02/08/2019	08/25/2021	33064212	74.90
AT7	11200004	042	UT	CB	01/01/2021	306T3656	WC	FTA0846	M	EVANS MATTHEW	06/01/2021	08/25/2021	33076302	74.90
AT7	15520	042	UT	CB	01/01/2021	306T3656	WC	FTA6034	M	HANNIFIN TIMOTHY	6/25/2021	8/25/2021	33078609	74.90
AT7	14050001001	042	UT	CB	01/01/2021	306T3656	WC	FTA7813	M	CRNICH ANDY S	07/02/2021	09/01/2021	33100728	74.90
AT7	16080001005	042	UT	CB	01/01/2018	306T3656	WC	FHY9767	M	ROBINSON ZACH	11/01/2018	09/09/2021	33110711	74.90
AT7	14740003	042	UT	CB	01/01/2021	306T3656	WC	FTA3397	M	OBRAY TANNER	06/11/2021	09/09/2021	33121128	74.90
AT7	12360001	042	UT	CB	01/01/2021	306T3656	WC	FTK5938	M	GARCIA RODRIGO	08/12/2021	09/09/2021	33126281	74.90
AT7	11420003	042	UT	CB	01/01/2021	306T3656	WC	FTK8560	M	SORENSEN LEE	08/25/2021	09/09/2021	33128702	74.90
AT7	15610015001	042	UT	CB	01/01/2020	306T3656	WC	FPZ2637	M	STONE CALLAN M	06/09/2020	09/15/2021	33134341	74.90
AT7	13660003	042	UT	CB	01/01/2021	306T3656	WC	FSJ1480	M	WALDRON BRANDON	02/05/2021	09/15/2021	33138658	74.90
AT7	17080	042	UT	CB	01/01/2021	306T3656	WC	FTA3715	M	PARRISH GREG	06/03/2021	09/15/2021	33145948	74.90
AT7	12960008	042	UT	CB	01/01/2021	306T3656	WC	FTK4420	M	OLESON PAUL	08/01/2021	09/15/2021	33147499	74.90
AT7	10540	042	UT	CB	01/01/2021	306T3656	WC	FSS4142	M	SMITH SETH W	04/15/2021	09/22/2021	33161984	74.90
AT7	16110000	042	UT	CB	01/01/2021	306T3656	WC	FSS1993	M	DAY DALLAS W	04/13/2021	09/29/2021	33188893	74.90
AT7	10610005	042	UT	CB	01/01/2021	306T3656	WC	FSS6088	M	JACKSON BURKE A	04/22/2021	09/29/2021	33188589	74.90
AT7	16690004	042	UT	CB	01/01/2021	306T3656	WC	FSS8764	M	CANDALOT KURT L	05/19/2021	09/29/2021	33184716	74.90
AT7	11200004	042	UT	CB	01/01/2021	306T3656	WC	FTA0846	M	EVANS MATTHEW	06/01/2021	09/29/2021	67786940	74.52
AT7	15610016	042	UT	CB	01/01/2010	306T3656	WC	EKT6413	M	MONEY STEVEN	8/11/2010	8/5/2021	2270850	74.50
AT7	15610016	042	UT	CB	01/01/2010	306T3656	WC	EKT6413	M	MONEY STEVEN	08/11/2010	09/16/2021	2282599	74.50
AT7	14480007011	042	UT	CB	01/01/2021	306T3656	WC	FTK7049	M	SYKES JEAN J	08/18/2021	09/22/2021	33168748	73.08
AT7	13160002	095	UT	CM	01/01/2021	306T3656	WC	FSS8436	M	SPENCER JOHN	05/18/2021	09/29/2021	67786940	72.66
AT7	15750	042	UT	CB	01/01/2007	306T3656	WC	CAU6403	M	NEWSOME PAUL	08/06/2007	09/23/2021	2284028	71.68
AT7	11520	042	UT	CB	01/01/2021	306T3656	WC	FTA5885	E	NELSON GREG	06/23/2021	09/02/2021	22000003	71.56
AT7	17750	042	UT	CB	01/01/2021	306T3656	WC	FSS3108	M	STEPHENSON MARK	03/16/2021	09/09/2021	2280583	71.38
AT7	15520	042	UT	CB	01/01/2021	306T3656	WC	FTA6034	M	HANNIFIN TIMOTHY	06/25/2021	08/04/2021	67745352	71.33
AT7	15520	042	UT	CB	01/01/2021	306T3656	WC	FTA6034	M	HANNIFIN TIMOTHY	6/25/2021	8/18/2021	67756270	71.33
AT7	15530004	042	UT	CB	01/01/2020	306T3656	WC	FQV6644	M	NYMAN JOANN	10/13/2020	08/04/2021	67745363	70.91
AT7	11560003	042	UT	CB	01/01/2021	306T3656	WC	FRU8588	M	CREEK KELSIE	02/05/2021	08/04/2021	67745362	70.91
AT7	13070002	095	UT	CM	01/01/2021	306T3656	WC	FSS6894	M	MOWER ANTHONY J	05/10/2021	08/04/2021	67744230	70.91

CSS Worker's Compensation Disbursements
Aug 2021 - Sep 2021 - By Check Amount

Client Code	Organization Code	Adjusting Office	State	Claim Designator	Policy Effective Date	Policy Number	Line	Claim Number	Payment Type	Claimant Name	Loss Date	Charge Date	Check Number	Check Amount
AT7	14680008	095	UT	CM	01/01/2021	306T3656	WC	FTA1529	M	DAVE JORDAN	05/31/2021	08/04/2021	67745360	70.91
AT7	11860	042	UT	CB	01/01/2011	306T3656	WC	EPU2290	M	WOOD SAMUEL J	6/16/2011	8/11/2021	67749936	70.91
AT7	14580	042	UT	CB	01/01/1990	306T4813	WC	A4J7033	M	OAKS EDWIN	8/8/1990	8/18/2021	67756276	70.91
AT7	13580	042	UT	CB	01/01/2021	306T3656	WC	FRU2531	M	NAKAI RITA	01/05/2021	08/18/2021	67756278	70.91
AT7	13900	042	UT	CB	01/01/2021	306T3656	WC	FSJ3306	M	BERRYHILL LORRAIN	3/2/2021	8/18/2021	67756287	70.91
AT7	15320023	042	UT	CB	01/01/2021	306T3656	WC	FSS8030	M	JOHNSON KAREN	5/14/2021	8/18/2021	67755253	70.91
AT7	15610016	042	UT	CB	01/01/2010	306T3656	WC	EKT6413	M	MONEY STEVEN	08/11/2010	08/25/2021	67762147	70.91
AT7	14190008	042	UT	CB	01/01/2020	306T3656	WC	FQV2693	M	TANNER ANDREW	9/21/2020	8/25/2021	67762089	70.91
AT7	14190013	042	UT	CB	01/01/2020	306T3656	WC	FQV6752	M	MAGLEBY TIFFANY	09/23/2020	09/01/2021	67767441	70.91
AT7	17310002	042	UT	CB	01/01/2020	306T3656	WC	FRP3300	M	HOBBS WILLIAM	11/13/2020	09/01/2021	67767366	70.91
AT7	12690002	042	UT	CB	01/01/2021	306T3656	WC	FSS2485	M	MORROW JOSHUA	04/18/2021	09/01/2021	67767430	70.91
AT7	14260001	042	UT	CB	01/01/2020	306T3656	WC	FRP3589	M	KITCH LINDA	11/17/2020	09/15/2021	67776696	70.91
AT7	11860	042	UT	CB	01/01/2011	306T3656	WC	EPU2290	M	WOOD SAMUEL J	06/16/2011	09/22/2021	67781359	70.91
AT7	15320023	042	UT	CB	01/01/2021	306T3656	WC	FSS8030	M	JOHNSON KAREN	05/14/2021	09/22/2021	67781359	70.91
AT7	14390002	042	UT	CB	01/01/2021	306T3656	WC	FTA4201	M	HADLOCK NICOLE	06/15/2021	09/22/2021	67782229	70.91
AT7	17950	095	UT	CM	01/01/2021	306T3656	WC	FTK4591	M	WILSON JACKIE	07/26/2021	09/22/2021	67782238	70.91
AT7	14680011	095	UT	CM	01/01/2021	306T3656	WC	FTA5494	M	FAULKNER JOSH	06/18/2021	09/29/2021	67787409	70.91
AT7	10610006	042	UT	CB	01/01/2021	306T3656	WC	FTK1113	M	MCWILLIAMS SHAUN	7/10/2021	8/11/2021	67750940	70.90
AT7	11450	042	UT	CB	01/01/2020	306T3656	WC	FPR7119	M	PHILLIPS JOHN	05/12/2020	08/18/2021	67755253	70.90
AT7	11110	042	UT	CB	01/01/1989	306T4813	WC	A4J7066	M	JENSEN MICHAEL	4/25/1989	8/25/2021	67762034	70.90
AT7	12380	042	UT	CB	01/01/2009	306T3656	WC	A4J4807	M	BRADSHAW TOM G	07/13/2009	09/09/2021	67771422	70.90
AT7	11110	042	UT	CB	01/01/1989	306T4813	WC	A4J7066	M	JENSEN MICHAEL	04/25/1989	09/15/2021	67776782	70.90
AT7	11450	042	UT	CB	01/01/2020	306T3656	WC	FPR7119	M	PHILLIPS JOHN	05/12/2020	09/22/2021	67781359	70.90
AT7	12790	095	UT	CM	01/01/2021	306T3656	WC	FTK7939	M	ROBINSON DATHON N	08/24/2021	09/22/2021	67782165	70.90
AT7	13260	042	UT	CB	01/01/2019	306T3656	WC	FMP1766	M	MYERS LAURA	8/19/2019	8/6/2021	67746398	69.58
AT7	13030	042	UT	CB	01/01/2019	306T3656	WC	FLX7388	M	PLEDGER BARBARA	06/26/2019	08/11/2021	67750966	66.56
AT7	10800	042	UT	CB	01/01/2021	306T3656	WC	FRU9223	M	ANDERSON RYAN	01/01/2021	09/01/2021	67767470	66.56
AT7	14480022042	042	UT	CB	01/01/2014	306T3656	WC	EZD6207	M	SHERWOOD GREG	01/30/2014	09/29/2021	67787423	66.56
AT7	14640012	042	UT	CB	01/01/2021	306T3656	WC	FTA9932	M	SCOVIL AMARIA	07/12/2021	09/29/2021	67786889	66.56
AT7	16110510	042	UT	CB	01/01/2017	306T3656	WC	FBG6523	M	HUMPHRIES JANAE	11/28/2017	09/22/2021	67781260	64.96
AT7	11030003	042	UT	CB	01/01/2021	306T3656	WC	FSJ9109	M	HARRIS ANDREW D	3/30/2021	8/4/2021	33010981	64.20
AT7	15320023	042	UT	CB	01/01/2021	306T3656	WC	FSS8030	M	JOHNSON KAREN	5/14/2021	8/4/2021	33007835	64.20
AT7	11200004	042	UT	CB	01/01/2021	306T3656	WC	FTA0846	M	EVANS MATTHEW	06/01/2021	08/04/2021	33008931	64.20
AT7	13980001	042	UT	CB	01/01/2021	306T3656	WC	FTA9068	M	THOMPSON JODI	07/12/2021	08/04/2021	33013336	64.20
AT7	14480007011	042	UT	CB	01/01/2019	306T3656	WC	FMX3723	M	JONES LAURIE	10/03/2019	08/11/2021	33020050	64.20
AT7	14580006	042	UT	CB	01/01/2020	306T3656	WC	FQV2656	M	HARRISON JOSEPH	09/21/2020	08/11/2021	33024428	64.20
AT7	11560003	042	UT	CB	01/01/2021	306T3656	WC	FRU8588	M	CREEK KELSIE	02/05/2021	08/11/2021	33026492	64.20
AT7	17750	042	UT	CB	01/01/2021	306T3656	WC	FSS3108	M	STEPHENSON MARK	03/16/2021	08/11/2021	33030413	64.20
AT7	16110211	042	UT	CB	01/01/2021	306T3656	WC	FTK0277	M	GRACIA LIONEL R	7/16/2021	8/11/2021	33035891	64.20

CSS Worker's Compensation Disbursements
Aug 2021 - Sep 2021 - By Check Amount

Client Code	Organization Code	Adjusting Office	State	Claim Designator	Policy Effective Date	Policy Number	Line	Claim Number	Payment Type	Claimant Name	Loss Date	Charge Date	Check Number	Check Amount
AT7	14480002	042	UT	CB	01/01/2020	306T3656	WC	FPZ9135	M	BUNCE CHERIE	07/13/2020	08/18/2021	33045573	64.20
AT7	10550	042	UT	CB	01/01/2021	306T3656	WC	FSJ6695	M	LOFLEY KEITH	03/17/2021	08/25/2021	33073350	64.20
AT7	14050001001	042	UT	CB	01/01/2021	306T3656	WC	FSS5707	M	WILKINSON NICHOLA	05/04/2021	08/25/2021	33074583	64.20
AT7	14050001001	042	UT	CB	01/01/2021	306T3656	WC	FTA7813	M	CRNICH ANDY S	07/02/2021	08/25/2021	33078859	64.20
AT7	14680008	042	UT	CB	01/01/2020	306T3656	WC	FRP6047	M	DAVIS GLENN	11/30/2020	09/01/2021	33092465	64.20
AT7	12570	042	UT	CB	01/01/2021	306T3656	WC	FTK4709	M	ABBOTT KARL M	08/07/2021	09/01/2021	33104663	64.20
AT7	14480002	042	UT	CB	01/01/2020	306T3656	WC	FPZ9135	M	BUNCE CHERIE	07/13/2020	09/09/2021	33113268	64.20
AT7	12110002	042	UT	CB	01/01/2020	306T3656	WC	FQV6925	M	CROUSE AMBER	10/13/2020	09/09/2021	33115326	64.20
AT7	16110413	042	UT	CB	01/01/2021	306T3656	WC	FSS2261	M	LIRA ANTHONY J	04/15/2021	09/09/2021	33120890	64.20
AT7	14190017	042	UT	CB	01/01/2021	306T3656	WC	FTA8041	M	LIDDELL LISA	07/02/2021	09/09/2021	33122706	64.20
AT7	14480007011	042	UT	CB	01/01/2021	306T3656	WC	FSJ3387	M	NGUYEN LE	03/02/2021	09/15/2021	33139612	64.20
AT7	10550	042	UT	CB	01/01/2021	306T3656	WC	FSJ6695	M	LOFLEY KEITH	03/17/2021	09/15/2021	33140178	64.20
AT7	12480	042	UT	CB	01/01/2021	306T3656	WC	FTK5485	M	BREWER TRAE DYN	08/11/2021	09/15/2021	33148087	64.20
AT7	16080001005	042	UT	CB	01/01/2021	306T3656	WC	FSJ4797	M	ALLEN CATHERINE	02/19/2021	09/22/2021	33161426	64.20
AT7	12230004019	042	UT	CB	01/01/2021	306T3656	WC	FRU7894	M	COOK DARIN	02/03/2021	09/29/2021	33181177	64.20
AT7	15520	042	UT	CB	01/01/2021	306T3656	WC	FTA6034	M	HANNIFIN TIMOTHY	06/25/2021	09/29/2021	33186883	64.20
AT7	15610015003	042	UT	CB	01/01/2021	306T3656	WC	FTK7667	M	JORGE AMORALES	08/20/2021	09/29/2021	33193374	64.20
AT7	11640002	095	UT	CM	01/01/2021	306T3656	WC	FSS7010	M	POWERS BRAYDEN	05/08/2021	08/04/2021	67745395	63.96
AT7	11220	095	UT	CM	01/01/2021	306T3656	WC	FTA8866	M	WAHLBERG DENNIS	07/10/2021	09/09/2021	67772318	63.82
AT7	13230	042	UT	CB	01/01/1993	306T4813	WC	A4J7027	M	SERASSIO DARLA	10/15/1993	09/23/2021	2283978	63.24
AT7	14580010	095	UT	CM	01/01/2021	306T3656	WC	FSS1511	M	PUMMELL KEVIN	03/30/2021	08/04/2021	67745361	61.52
AT7	14580010	042	UT	CB	01/01/2021	306T3656	WC	FSS1511	M	PUMMELL KEVIN	03/30/2021	09/09/2021	67772326	61.52
AT7	16080001005	042	UT	CB	01/01/2021	306T3656	WC	FSS8253	E	ZOE FEDDERSON	5/18/2021	8/12/2021	22000001	60.98
AT7	11490026	095	UT	CM	01/01/2021	306T3656	WC	FTA0287	M	BELL CARRI R	01/13/2021	09/01/2021	67767434	60.76
AT7	16140005	042	UT	CB	01/01/2020	306T3656	WC	FQV1826	E	PAYNE MICHAEL E	03/25/2020	09/16/2021	22000032	60.67
AT7	15320023	042	UT	CB	01/01/2021	306T3656	WC	FSS8030	M	JOHNSON KAREN	5/14/2021	8/4/2021	33007834	60.00
AT7	12360001	042	UT	CB	01/01/2021	306T3656	WC	FTK5938	M	GARCIA RODRIGO	08/12/2021	09/09/2021	33126280	60.00
AT7	14480007011	042	UT	CB	01/01/2021	306T3656	WC	FTK7049	M	SYKES JEAN J	08/18/2021	09/22/2021	33168750	60.00
AT7	17310003	095	UT	CM	01/01/2021	306T3656	WC	FSS7417	M	PULLMAN RICHARD K	05/12/2021	08/11/2021	67750942	59.92
AT7	16110211	095	UT	CM	01/01/2021	306T3656	WC	FSS8038	M	CHRISTIAN BURKELE	5/13/2021	8/18/2021	67756286	59.92
AT7	11420003	042	UT	CB	01/01/2021	306T3656	WC	FTK8560	M	SORENSEN LEE	08/25/2021	09/22/2021	67782241	59.92
AT7	13980005	042	UT	CB	01/01/2020	306T3656	WC	FPD4243	M	MAYBERRY SHANE	02/21/2020	08/04/2021	67745352	57.94
AT7	11520	042	UT	CB	01/01/2021	306T3656	WC	FTA5885	M	NELSON GREG	06/23/2021	08/25/2021	67762155	57.44
AT7	13980015	042	UT	CB	01/01/2021	306T3656	WC	FTA9068	E	THOMPSON JODI	07/12/2021	09/16/2021	22000006	57.04
AT7	13900	042	UT	CB	01/01/2021	306T3656	WC	FSJ3306	E	BERRYHILL LORRAIN	03/02/2021	09/30/2021	22000030	56.50
AT7	12570	042	UT	CB	01/01/2021	306T3656	WC	FTK4709	E	ABBOTT KARL M	08/07/2021	09/10/2021	22000002	56.32
AT7	11690013	095	UT	CM	01/01/2021	306T3656	WC	FTA2121	M	LARSEN MICHAEL	6/3/2021	8/18/2021	67756286	56.20
AT7	17310002	095	UT	CM	01/01/2021	306T3656	WC	FTK1203	M	UNGERER KEVIN	07/01/2021	09/09/2021	67772330	56.20
AT7	15320027	095	UT	CM	01/01/2021	306T3656	WC	FTK7357	M	ADAMS CARSON S	08/16/2021	09/22/2021	67782242	56.20

CSS Worker's Compensation Disbursements
Aug 2021 - Sep 2021 - By Check Amount

Client Code	Organization Code	Adjusting Office	State	Claim Designator	Policy Effective Date	Policy Number	Line	Claim Number	Payment Type	Claimant Name	Loss Date	Charge Date	Check Number	Check Amount
AT7	15320027	095	UT	CM	01/01/2021	306T3656	WC	FTK7357	E	ADAMS CARSON S	08/16/2021	09/16/2021	22000002	55.27
AT7	14050001001	042	UT	CB	01/01/2021	306T3656	WC	FSS5707	M	WILKINSON NICHOLA	05/04/2021	09/15/2021	67776832	54.52
AT7	11200004	042	UT	CB	01/01/2021	306T3656	WC	FTA0846	M	EVANS MATTHEW	06/01/2021	08/05/2021	2271301	54.50
AT7	10480009	095	UT	CM	01/01/2021	306T3656	WC	FTK0436	M	TODD LAURITSEN	07/08/2021	08/18/2021	67755909	53.92
AT7	12360003	095	UT	CM	01/01/2021	306T3656	WC	FTK1993	M	CINDY LOPEZ	7/26/2021	8/4/2021	67743170	53.89
AT7	16110413	042	UT	CB	01/01/2021	306T3656	WC	FSS2261	E	LIRA ANTHONY J	04/15/2021	08/12/2021	22000010	53.55
AT7	11460	042	UT	CB	01/01/2020	306T3656	WC	FPD1532	M	HONE BRENT	2/11/2020	8/4/2021	33996904	53.50
AT7	12600004	042	UT	CB	01/01/2021	306T3656	WC	FSS9274	M	WARD SHANE E	5/22/2021	8/4/2021	33009069	53.50
AT7	14740003	042	UT	CB	01/01/2021	306T3656	WC	FTA3397	M	OBRAY TANNER	06/11/2021	08/04/2021	33009977	53.50
AT7	15610015003	042	UT	CB	01/01/2021	306T3656	WC	FTA7023	M	ADAMS ZACHARY K	6/30/2021	8/11/2021	33034059	53.50
AT7	13660003	042	UT	CB	01/01/2019	306T3656	WC	FKV3457	M	DALTON DEREK	2/8/2019	8/18/2021	33041210	53.50
AT7	15610015001	042	UT	CB	01/01/2020	306T3656	WC	FPZ2637	M	STONE CALLAN M	06/09/2020	08/18/2021	33044227	53.50
AT7	11460	042	UT	CB	01/01/2020	306T3656	WC	FPD1532	M	HONE BRENT	2/11/2020	8/25/2021	33066125	53.50
AT7	15610015001	042	UT	CB	01/01/2020	306T3656	WC	FPZ2637	M	STONE CALLAN M	6/9/2020	8/25/2021	33067029	53.50
AT7	14190012	042	UT	CB	01/01/2021	306T3656	WC	FRU6257	M	MILLER DARIN	1/12/2021	8/25/2021	33073132	53.50
AT7	13900	042	UT	CB	01/01/2021	306T3656	WC	FSJ3306	M	BERRYHILL LORRAIN	03/02/2021	08/25/2021	33071787	53.50
AT7	11030003	042	UT	CB	01/01/2021	306T3656	WC	FSJ9109	M	HARRIS ANDREW D	03/30/2021	08/25/2021	33077892	53.50
AT7	10540	042	UT	CB	01/01/2021	306T3656	WC	FSS4142	M	SMITH SETH W	04/15/2021	08/25/2021	33074100	53.50
AT7	16690004	042	UT	CB	01/01/2021	306T3656	WC	FSS8764	M	CANDALOT KURT L	5/19/2021	8/25/2021	33075784	53.50
AT7	14640024	042	UT	CB	01/01/2021	306T3656	WC	FRU7752	M	SABEY CHRIS C	02/03/2021	09/01/2021	33094263	53.50
AT7	13660003	042	UT	CB	01/01/2021	306T3656	WC	FSJ1480	M	WALDRON BRANDON	02/05/2021	09/01/2021	33094142	53.50
AT7	13900	042	UT	CB	01/01/2021	306T3656	WC	FSJ3306	M	BERRYHILL LORRAIN	03/02/2021	09/01/2021	33094369	53.50
AT7	10610005	042	UT	CB	01/01/2021	306T3656	WC	FSS6088	M	JACKSON BURKE A	04/22/2021	09/01/2021	33102651	53.50
AT7	16690001	042	UT	CB	01/01/2021	306T3656	WC	FTA3450	M	BATEMAN MARY	06/11/2021	09/01/2021	33099241	53.50
AT7	17310002	042	UT	CB	01/01/2020	306T3656	WC	FRP3300	M	HOBBS WILLIAM	11/13/2020	09/09/2021	33116649	53.50
AT7	16110000	042	UT	CB	01/01/2021	306T3656	WC	FSS1993	M	DAY DALLAS W	04/13/2021	09/09/2021	33124704	53.50
AT7	15750	042	UT	CB	01/01/2007	306T3656	WC	CAU6403	M	NEWSOME PAUL	08/06/2007	09/15/2021	33129679	53.50
AT7	15610004	042	UT	CB	01/01/2020	306T3656	WC	FPZ6063	M	HUNTER JED W	06/30/2020	09/15/2021	33135355	53.50
AT7	14640024	042	UT	CB	01/01/2021	306T3656	WC	FRU7752	M	SABEY CHRIS C	02/03/2021	09/15/2021	33138778	53.50
AT7	16690004	042	UT	CB	01/01/2021	306T3656	WC	FSS8764	M	CANDALOT KURT L	05/19/2021	09/15/2021	33142252	53.50
AT7	15530004	042	UT	CB	01/01/2020	306T3656	WC	FQV6644	M	NYMAN JOANN	10/13/2020	09/22/2021	33157826	53.50
AT7	12230004019	042	UT	CB	01/01/2021	306T3656	WC	FRU7894	M	COOK DARIN	02/03/2021	09/22/2021	33160016	53.50
AT7	10610005	042	UT	CB	01/01/2021	306T3656	WC	FSS6088	M	JACKSON BURKE A	04/22/2021	09/22/2021	33166791	53.50
AT7	12360001	042	UT	CB	01/01/2021	306T3656	WC	FTK5938	M	GARCIA RODRIGO	08/12/2021	09/22/2021	33168277	53.50
AT7	13580	042	UT	CB	01/01/2021	306T3656	WC	FRU2531	M	NAKAI RITA	01/05/2021	09/29/2021	33180197	53.50
AT7	12690002	042	UT	CB	01/01/2021	306T3656	WC	FSS2485	M	MORROW JOSHUA	04/18/2021	09/29/2021	33183108	53.50
AT7	14640024	042	UT	CB	01/01/2021	306T3656	WC	FRU7752	M	SABEY CHRIS C	02/03/2021	08/11/2021	67750933	53.10
AT7	12940	042	UT	CB	01/01/1991	306T4813	WC	A4J6991	M	ANDREASON J. BLAI	07/09/1991	08/05/2021	2270682	52.61
AT7	10480008	042	UT	CB	01/01/2013	306T3656	WC	EXW9444	M	BEAN JOANNE	10/17/2013	08/05/2021	2270867	52.61

CSS Worker's Compensation Disbursements
Aug 2021 - Sep 2021 - By Check Amount

Client Code	Organization Code	Adjusting Office	State	Claim Designator	Policy Effective Date	Policy Number	Line	Claim Number	Payment Type	Claimant Name	Loss Date	Charge Date	Check Number	Check Amount
AT7	13160001	042	UT	CB	01/01/2019	306T3656	WC	FKN5056	M	LYNCH KEVIN S	1/4/2019	8/12/2021	2273021	51.72
AT7	10610006	042	UT	CB	01/01/2021	306T3656	WC	FTK1113	E	MCWILLIAMS SHAUN	07/10/2021	08/19/2021	22000003	50.35
AT7	12210004	095	UT	CM	01/01/2020	306T3656	WC	FPZ9106	M	ABLES ELLIE R	07/06/2020	09/15/2021	67776886	50.24
AT7	14740003	095	UT	CM	01/01/2021	306T3656	WC	FTK0449	M	DOUGLAS KOLT	07/12/2021	08/18/2021	67756357	49.92
AT7	11170	095	UT	CM	01/01/2021	306T3656	WC	FTQ0118	M	SHERIDAN CCHAMBER	08/30/2021	09/29/2021	67787427	49.92
AT7	14480007011	042	UT	CB	01/01/2019	306T3656	WC	FMX3723	E	JONES LAURIE	10/3/2019	8/26/2021	22000070	49.12
AT7	14480007011	042	UT	CB	01/01/2019	306T3656	WC	FMX3723	E	JONES LAURIE	10/03/2019	09/10/2021	22000071	48.80
AT7	11030003	042	UT	CB	01/01/2021	306T3656	WC	FSJ9109	M	HARRIS ANDREW D	03/30/2021	08/11/2021	67750966	48.72
AT7	14640019	095	UT	CM	01/01/2021	306T3656	WC	FTA9145	E	JOSHUA GOODE	07/11/2021	08/26/2021	22000001	47.65
AT7	12230001041	095	UT	CM	01/01/2021	306T3656	WC	FTA4495	E	CAIDA BOWEN	6/16/2021	8/26/2021	22000001	47.32
AT7	11860	042	UT	CB	01/01/2011	306T3656	WC	EPJ2290	E	WOOD SAMUEL J	6/16/2011	8/12/2021	22000151	46.97
AT7	12380	042	UT	CB	01/01/2009	306T3656	WC	A4J4807	E	BRADSHAW TOM G	07/13/2009	09/10/2021	22000335	46.97
AT7	11860	042	UT	CB	01/01/2011	306T3656	WC	EPJ2290	E	WOOD SAMUEL J	06/16/2011	09/23/2021	22000153	46.97
AT7	16690001	042	UT	CB	01/01/2021	306T3656	WC	FTA3450	E	BATEMAN MARY	06/11/2021	08/19/2021	22000004	46.80
AT7	15610015003	042	UT	CB	01/01/2021	306T3656	WC	FTA7023	E	ADAMS ZACHARY K	06/30/2021	08/05/2021	22000003	46.68
AT7	11490	042	UT	CB	01/01/1993	306T4813	WC	A4J6454	E	SHELTON JACQUE A	08/08/1993	08/05/2021	22000022	46.45
AT7	16080001003	095	UT	CM	01/01/2021	306T3656	WC	FTA9307	E	STEPHENS BANNING	07/13/2021	09/23/2021	22000005	45.69
AT7	14050001	042	UT	CB	01/01/2017	306T3656	WC	E9A2530	E	VERNON JARED L	1/9/2017	8/25/2021	22000056	45.37
AT7	14740003	042	UT	CB	01/01/2021	306T3656	WC	FTA3397	M	OBRAY TANNER	6/11/2021	8/11/2021	33032405	45.00
AT7	15320023	042	UT	CB	01/01/2021	306T3656	WC	FSS8030	M	JOHNSON KAREN	05/14/2021	09/01/2021	33097649	45.00
AT7	12960008	042	UT	CB	01/01/2021	306T3656	WC	FTK4420	M	OLESON PAUL	08/01/2021	09/01/2021	33103934	45.00
AT7	15320023	042	UT	CB	01/01/2021	306T3656	WC	FSS8030	M	JOHNSON KAREN	05/14/2021	09/15/2021	33141922	45.00
AT7	16080001005	042	UT	CB	01/01/2021	306T3656	WC	FTA2856	E	DANIEL DONLEVY	06/10/2021	08/12/2021	22000001	44.09
AT7	10610006	042	UT	CB	01/01/2021	306T3656	WC	FTK1113	E	MCWILLIAMS SHAUN	07/10/2021	08/19/2021	22000002	44.08
AT7	13980005	042	UT	CB	01/01/2021	306T3656	WC	FSS7255	E	THOMPSON THAD	4/10/2021	8/26/2021	22000002	44.07
AT7	13980004	095	UT	CM	01/01/2020	306T3656	WC	FQV2300	M	WILLARDSON BURL	9/22/2020	8/25/2021	67762206	44.00
AT7	16110510	042	UT	CB	01/01/2017	306T3656	WC	FBG6523	M	HUMPHRIES JANAE	11/28/2017	08/04/2021	67745375	43.94
AT7	16110510	042	UT	CB	01/01/2017	306T3656	WC	FBG6523	M	HUMPHRIES JANAE	11/28/2017	08/11/2021	67750950	43.94
AT7	16110510	042	UT	CB	01/01/2017	306T3656	WC	FBG6523	M	HUMPHRIES JANAE	11/28/2017	09/01/2021	67767452	43.94
AT7	15610004	042	UT	CB	01/01/2020	306T3656	WC	FPZ6063	M	HUNTER JED W	6/30/2020	8/18/2021	67755911	43.77
AT7	13160001	042	UT	CB	01/01/2019	306T3656	WC	FKN5056	M	LYNCH KEVIN S	1/4/2019	8/26/2021	2276703	43.35
AT7	13900	042	UT	CB	01/01/2021	306T3656	WC	FSJ3306	M	BERRYHILL LORRAIN	03/02/2021	08/04/2021	33003603	42.80
AT7	16110413	042	UT	CB	01/01/2021	306T3656	WC	FSS2261	M	LIRA ANTHONY J	04/15/2021	08/04/2021	33009614	42.80
AT7	13980007	042	UT	CB	01/01/2021	306T3656	WC	FSS5718	M	COATES JENNY	5/3/2021	8/4/2021	33008933	42.80
AT7	12110002	042	UT	CB	01/01/2020	306T3656	WC	FQV6925	M	CROUSE AMBER	10/13/2020	8/11/2021	33025106	42.80
AT7	12230004019	042	UT	CB	01/01/2021	306T3656	WC	FRU7894	M	COOK DARIN	02/03/2021	08/11/2021	33026236	42.80
AT7	14050001001	042	UT	CB	01/01/2021	306T3656	WC	FSS5707	M	WILKINSON NICHOLA	05/04/2021	08/11/2021	33029618	42.80
AT7	14050001001	042	UT	CB	01/01/2021	306T3656	WC	FTA7813	M	CRNICH ANDY S	7/2/2021	8/11/2021	33034406	42.80
AT7	10480020	042	UT	CB	01/01/2013	306T3656	WC	EZD1209	M	BRYSON CAMILLA	11/18/2013	8/18/2021	33039478	42.80

CSS Worker's Compensation Disbursements
Aug 2021 - Sep 2021 - By Check Amount

Client Code	Organization Code	Adjusting Office	State	Claim Designator	Policy Effective Date	Policy Number	Line	Claim Number	Payment Type	Claimant Name	Loss Date	Charge Date	Check Number	Check Amount
AT7	14190012	042	UT	CB	01/01/2021	306T3656	WC	FRU6257	M	MILLER DARIN	01/12/2021	08/18/2021	33050702	42.80
AT7	16110413	042	UT	CB	01/01/2021	306T3656	WC	FSS2261	M	LIRA ANTHONY J	4/15/2021	8/18/2021	33054574	42.80
AT7	12690002	042	UT	CB	01/01/2021	306T3656	WC	FSS2485	M	MORROW JOSHUA	04/18/2021	08/18/2021	33051384	42.80
AT7	10540	042	UT	CB	01/01/2021	306T3656	WC	FSS4142	M	SMITH SETH W	04/15/2021	08/18/2021	33051740	42.80
AT7	10750007	042	UT	CB	01/01/2021	306T3656	WC	FTA8295	M	PETERSEN CHAD	07/07/2021	08/18/2021	33057484	42.80
AT7	15750	042	UT	CB	01/01/2007	306T3656	WC	CAU6403	M	NEWSOME PAUL	08/06/2007	08/25/2021	33062179	42.80
AT7	10640	042	UT	CB	01/01/2016	306T3656	WC	ESL7571	M	BATES LAURIE	01/19/2016	08/25/2021	33062859	42.80
AT7	16080001005	042	UT	CB	01/01/2021	306T3656	WC	FSJ4797	M	ALLEN CATHERINE	02/19/2021	08/25/2021	33073404	42.80
AT7	17750	042	UT	CB	01/01/2021	306T3656	WC	FSS3108	M	STEPHENSON MARK	3/16/2021	8/25/2021	33075306	42.80
AT7	13660003	042	UT	CB	01/01/2015	306T3656	WC	E3W2365	M	CHUCHRAN JARED A	05/30/2015	09/01/2021	33086373	42.80
AT7	11690005	042	UT	CB	01/01/2020	306T3656	WC	FPR6237	M	GUNN KRISTI	05/05/2020	09/01/2021	33089975	42.80
AT7	17750	042	UT	CB	01/01/2021	306T3656	WC	FSS3108	M	STEPHENSON MARK	03/16/2021	09/01/2021	33097580	42.80
AT7	15320023	042	UT	CB	01/01/2021	306T3656	WC	FSS8030	M	JOHNSON KAREN	05/14/2021	09/01/2021	33097650	42.80
AT7	16080001003	042	UT	CB	01/01/2021	306T3656	WC	FTK3625	M	O'HARRA GORDON	07/15/2021	09/01/2021	33103812	42.80
AT7	12960008	042	UT	CB	01/01/2021	306T3656	WC	FTK4420	M	OLESON PAUL	08/01/2021	09/09/2021	33125461	42.80
AT7	13660003	042	UT	CB	01/01/2015	306T3656	WC	E3W2365	M	CHUCHRAN JARED A	05/30/2015	09/15/2021	33131101	42.80
AT7	13660003	042	UT	CB	01/01/2019	306T3656	WC	FKV3457	M	DALTON DEREK	02/08/2019	09/15/2021	33131695	42.80
AT7	13900	042	UT	CB	01/01/2021	306T3656	WC	FSJ3306	M	BERRYHILL LORRAIN	03/02/2021	09/15/2021	33138878	42.80
AT7	14050001001	042	UT	CB	01/01/2021	306T3656	WC	FSS5707	M	WILKINSON NICHOLA	05/04/2021	09/15/2021	33141231	42.80
AT7	16110211	042	UT	CB	01/01/2021	306T3656	WC	FSS8679	M	IVERSON DOUGLAS J	05/19/2021	09/15/2021	33142050	42.80
AT7	14480022030	042	UT	CB	01/01/2021	306T3656	WC	FTK9775	M	SHAWN HANCOCK	08/27/2021	09/15/2021	33151300	42.80
AT7	14480007011	042	UT	CB	01/01/2021	306T3656	WC	FSJ3387	M	NGUYEN LE	03/02/2021	09/22/2021	33160862	42.80
AT7	11030003	042	UT	CB	01/01/2021	306T3656	WC	FSJ9109	M	HARRIS ANDREW D	03/30/2021	09/22/2021	33164719	42.80
AT7	16690019	042	UT	CB	01/01/2021	306T3656	WC	FSJ9843	M	PERKINS GLENNARAE	04/02/2021	09/22/2021	33164917	42.80
AT7	15610015003	042	UT	CB	01/01/2021	306T3656	WC	FTA7023	M	ADAMS ZACHARY K	06/30/2021	09/22/2021	33165126	42.80
AT7	14190017	042	UT	CB	01/01/2021	306T3656	WC	FTA8041	M	LIDDELL LISA	07/02/2021	09/22/2021	33165484	42.80
AT7	10310002	042	UT	CB	01/01/2021	306T3656	WC	FTK7818	M	ALLRED LIESL K	08/20/2021	09/22/2021	33169240	42.80
AT7	15530004	042	UT	CB	01/01/2020	306T3656	WC	FQV6644	M	NYMAN JOANN	10/13/2020	09/29/2021	33178693	42.80
AT7	16080001005	042	UT	CB	01/01/2021	306T3656	WC	FSJ4797	M	ALLEN CATHERINE	02/19/2021	09/29/2021	33182782	42.80
AT7	14390002	042	UT	CB	01/01/2021	306T3656	WC	FTA4201	M	HADLOCK NICOLE	06/15/2021	09/29/2021	33186043	42.80
AT7	16110211	042	UT	CB	01/01/2021	306T3656	WC	FTK0277	M	GRACIA LIONEL R	07/16/2021	09/29/2021	33187990	42.80
AT7	14190017	042	UT	CB	01/01/2021	306T3656	WC	FTA8041	E	LIDDELL LISA	07/02/2021	08/12/2021	22000006	42.48
AT7	14260001	042	UT	CB	01/01/2020	306T3656	WC	FRP3589	M	KITCH LINDA	11/17/2020	08/11/2021	67750648	42.43
AT7	12810003	095	UT	CM	01/01/2021	306T3656	WC	FSJ9417	M	MARQUEZ CHRISTOPH	3/29/2021	8/11/2021	67750943	42.43
AT7	15530004	042	UT	CB	01/01/2020	306T3656	WC	FQV6644	M	NYMAN JOANN	10/13/2020	8/25/2021	67762160	42.43
AT7	11690005	042	UT	CB	01/01/2020	306T3656	WC	FPR6237	E	GUNN KRISTI	05/05/2020	08/31/2021	67765175	42.18
AT7	13660003	042	UT	CB	01/01/2021	306T3656	WC	FTK9767	E	JENNIFER WEIGHT	08/27/2021	09/10/2021	67773082	41.83
AT7	14740003	042	UT	CB	01/01/2021	306T3656	WC	FTA3397	E	OBRAY TANNER	06/11/2021	08/19/2021	22000008	41.82
AT7	12360003	095	UT	CM	01/01/2021	306T3656	WC	FTK1993	E	LOPEZ CINDY	07/26/2021	08/12/2021	22000002	41.77

CSS Worker's Compensation Disbursements
Aug 2021 - Sep 2021 - By Check Amount

Client Code	Organization Code	Adjusting Office	State	Claim Designator	Policy Effective Date	Policy Number	Line	Claim Number	Payment Type	Claimant Name	Loss Date	Charge Date	Check Number	Check Amount
AT7	14480022030	095	UT	CM	01/01/2021	306T3656	WC	FTA4008	M	GUARACHA MEGAN	06/15/2021	09/01/2021	67767445	41.27
AT7	10310008	095	UT	CM	01/01/2021	306T3656	WC	FSJ8583	M	ZOLMAN LARRY W	03/26/2021	09/15/2021	67776888	41.27
AT7	15610021	095	UT	CM	01/01/2021	306T3656	WC	FTK1840	M	KYLEE KINDER	07/23/2021	08/25/2021	67762196	40.60
AT7	14580010	042	UT	CB	01/01/2021	306T3656	WC	FSS1511	E	PUMMELL KEVIN	03/30/2021	09/23/2021	22000015	40.58
AT7	16080001001	042	UT	CB	01/01/2021	306T3656	WC	FTQ1811	M	James DeGering	08/26/2021	09/28/2021	67784318	40.34
AT7	14480022030	042	UT	CB	01/01/2020	306T3656	WC	FQM9200	E	THORPE BRITTNEY	09/03/2020	08/04/2021	22000038	40.28
AT7	16080001005	042	UT	CB	01/01/2021	306T3656	WC	FSJ4797	M	ALLEN CATHERINE	02/19/2021	09/15/2021	67776506	40.15
AT7	14580010	042	UT	CB	01/01/2021	306T3656	WC	FSS1511	E	PUMMELL KEVIN	03/30/2021	09/30/2021	22000018	40.08
AT7	11490022007	095	UT	CM	01/01/2020	306T3656	WC	FQV1722	E	STALPES JOSHUA	09/16/2020	09/10/2021	22000006	39.95
AT7	12810007	042	UT	CB	01/01/2020	306T3656	WC	FSJ6005	E	STAKER COLE	6/18/2020	8/19/2021	22000015	39.06
AT7	10610005	042	UT	CB	01/01/2021	306T3656	WC	FSS6088	E	JACKSON BURKE A	04/22/2021	09/16/2021	22000007	38.83
AT7	13900	042	UT	CB	01/01/2021	306T3656	WC	FSJ3306	M	BERRYHILL LORRAIN	03/02/2021	08/26/2021	2276815	38.48
AT7	15320023	042	UT	CB	01/01/2021	306T3656	WC	FSS8030	M	JOHNSON KAREN	05/14/2021	08/11/2021	67750967	38.28
AT7	14740002	095	UT	CM	01/01/2021	306T3656	WC	FTA9284	M	LOVE BENJAMIN	07/05/2021	08/11/2021	67750971	37.96
AT7	11200004	042	UT	CB	01/01/2021	306T3656	WC	FTA0846	E	EVANS MATTHEW	06/01/2021	09/02/2021	22000020	37.89
AT7	16110211	042	UT	CB	01/01/2021	306T3656	WC	FTK0277	M	GRACIA LIONEL R	07/16/2021	09/02/2021	2278576	37.44
AT7	11200004	042	UT	CB	01/01/2021	306T3656	WC	FTA0846	E	EVANS MATTHEW	06/01/2021	09/10/2021	22000021	37.34
AT7	11200004	042	UT	CB	01/01/2021	306T3656	WC	FTA0846	E	EVANS MATTHEW	06/01/2021	09/23/2021	22000022	37.34
AT7	11200004	042	UT	CB	01/01/2021	306T3656	WC	FTA0846	E	EVANS MATTHEW	06/01/2021	09/23/2021	22000023	37.34
AT7	13160002	095	UT	CM	01/01/2021	306T3656	WC	FSS8436	E	SPENCER JOHN	05/18/2021	09/30/2021	22000013	37.34
AT7	10610006	042	UT	CB	01/01/2021	306T3656	WC	FTK1113	M	MCWILLIAMS SHAUN	07/10/2021	09/01/2021	67767444	37.24
AT7	14580010	095	UT	CB	01/01/1999	306T4813	WC	A4J7037	E	HAMILTON CLARENCE	10/01/1999	09/30/2021	22000271	37.12
AT7	13160002	095	UT	CM	01/01/2021	306T3656	WC	FSS8436	E	SPENCER JOHN	05/18/2021	09/10/2021	22000011	36.90
AT7	14640024	042	UT	CB	01/01/2021	306T3656	WC	FRU7752	E	SABEY CHRIS C	02/03/2021	08/05/2021	22000023	36.72
AT7	13660003	042	UT	CB	01/01/2019	306T3656	WC	FKV3457	E	DALTON DEREK	02/08/2019	09/02/2021	22000048	36.55
AT7	13160002	095	UT	CM	01/01/2021	306T3656	WC	FSS8436	E	SPENCER JOHN	05/18/2021	09/23/2021	22000012	36.45
AT7	17080	042	UT	CB	01/01/2021	306T3656	WC	FTA3715	E	PARRISH GREG	06/03/2021	09/23/2021	22000008	36.45
AT7	16110510	042	UT	CB	01/01/2017	306T3656	WC	FBG6523	M	HUMPHRIES JANAE	11/28/2017	09/09/2021	67772337	36.29
AT7	11030002	095	UT	CM	01/01/2021	306T3656	WC	FTA7326	M	DAVID SANTIAGO	06/30/2021	09/02/2021	2278557	36.01
AT7	12600004	042	UT	CB	01/01/2021	306T3656	WC	FSS9274	M	WARD SHANE E	5/22/2021	8/11/2021	67750966	35.96
AT7	16690004	042	UT	CB	01/01/2021	306T3656	WC	FSS8764	E	CANDALOT KURT L	5/19/2021	8/26/2021	22000007	35.87
AT7	10310002	042	UT	CB	01/01/2021	306T3656	WC	FTK7818	C	ALLRED LIESL K	08/20/2021	09/07/2021	67768897	35.87
AT7	13160002	095	UT	CM	01/01/2021	306T3656	WC	FSS8436	E	SPENCER JOHN	05/18/2021	09/02/2021	22000010	34.89
AT7	13900	042	UT	CB	01/01/2021	306T3656	WC	FSJ3306	M	BERRYHILL LORRAIN	03/02/2021	09/02/2021	2278511	34.69
AT7	15610021	095	UT	CM	01/01/2021	306T3656	WC	FTK1840	E	KINDER KYLEE	07/23/2021	09/16/2021	22000004	34.55
AT7	14190017	042	UT	CB	01/01/2021	306T3656	WC	FTA8041	M	LIDDELL LISA	7/2/2021	8/25/2021	67762157	34.45
AT7	16080001005	042	UT	CB	01/01/2021	306T3656	WC	FSJ4797	E	ALLEN CATHERINE	02/19/2021	09/16/2021	22000027	34.31
AT7	14480007011	042	UT	CB	01/01/2021	306T3656	WC	FTK7049	M	SYKES JEAN J	08/18/2021	09/22/2021	67782267	34.22
AT7	14190017	042	UT	CB	01/01/2021	306T3656	WC	FTA8041	M	LIDDELL LISA	07/02/2021	09/22/2021	67782237	33.85

CSS Worker's Compensation Disbursements
Aug 2021 - Sep 2021 - By Check Amount

Client Code	Organization Code	Adjusting Office	State	Claim Designator	Policy Effective Date	Policy Number	Line	Claim Number	Payment Type	Claimant Name	Loss Date	Charge Date	Check Number	Check Amount
AT7	14050002	042	UT	CB	01/01/2021	306T3656	WC	FSS8458	M	MITCHELL BONIE M	5/18/2021	8/18/2021	67756339	33.80
AT7	16690015	095	UT	CM	01/01/2021	306T3656	WC	FTK6388	E	JANALEE EYRE	07/07/2021	09/30/2021	22000002	33.74
AT7	15320001	042	UT	CB	01/01/2021	306T3656	WC	FTK2892	E	RICHARDSON MICHAEL	07/08/2021	09/03/2021	67768820	33.42
AT7	14640019	042	UT	CB	01/01/2021	306T3656	WC	FTA9145	E	GOODE JOSHUA	07/11/2021	09/02/2021	22000002	33.32
AT7	10810001	042	UT	CB	01/01/2014	306T3656	WC	E0C0856	M	TERRY JEFFREY L	04/02/2014	09/16/2021	2282628	33.17
AT7	14480007010	042	UT	CB	01/01/2021	306T3656	WC	FTA8379	E	VAN NOSDOL TY	06/08/2021	09/30/2021	22000003	33.09
AT7	10610005	042	UT	CB	01/01/2021	306T3656	WC	FSS6088	E	JACKSON BURKE A	4/22/2021	8/12/2021	22000006	33.08
AT7	14190017	042	UT	CB	01/01/2021	306T3656	WC	FTA8041	E	LIDDELL LISA	07/02/2021	09/16/2021	22000022	33.04
AT7	13230	042	UT	CB	01/01/1993	306T4813	WC	A4J7027	M	SERASSIO DARLA	10/15/1993	08/05/2021	2270683	32.87
AT7	13980004	042	UT	CB	01/01/2020	306T3656	WC	FQV4978	E	CARTER GARRETT	10/6/2020	8/25/2021	22000056	32.40
AT7	13900	042	UT	CB	01/01/2021	306T3656	WC	FSJ3306	E	BERRYHILL LORRAIN	03/02/2021	09/01/2021	22000019	32.30
AT7	10480020	042	UT	CB	01/01/2013	306T3656	WC	EZD1209	M	BRYSON CAMILLA	11/18/2013	08/04/2021	33993100	32.10
AT7	11560003	042	UT	CB	01/01/2021	306T3656	WC	FRU8588	M	CREEK KELSIE	02/05/2021	08/04/2021	33003517	32.10
AT7	10750007	042	UT	CB	01/01/2021	306T3656	WC	FTA8295	M	PETERSEN CHAD	7/7/2021	8/4/2021	33013266	32.10
AT7	12690002	042	UT	CB	01/01/2021	306T3656	WC	FSS2485	M	MORROW JOSHUA	04/18/2021	08/11/2021	33028737	32.10
AT7	15320023	042	UT	CB	01/01/2021	306T3656	WC	FSS8030	M	JOHNSON KAREN	05/14/2021	08/11/2021	33030512	32.10
AT7	14190017	042	UT	CB	01/01/2021	306T3656	WC	FTA8041	M	LIDDELL LISA	07/02/2021	08/11/2021	33034681	32.10
AT7	10750007	042	UT	CB	01/01/2021	306T3656	WC	FTA8295	M	PETERSEN CHAD	07/07/2021	08/11/2021	33035270	32.10
AT7	15610004	042	UT	CB	01/01/2020	306T3656	WC	FPZ6063	M	HUNTER JED W	6/30/2020	8/18/2021	33045261	32.10
AT7	16080001005	042	UT	CB	01/01/2021	306T3656	WC	FSJ4797	M	ALLEN CATHERINE	2/19/2021	8/18/2021	33050971	32.10
AT7	14050001001	042	UT	CB	01/01/2021	306T3656	WC	FSS5707	M	WILKINSON NICHOLA	5/4/2021	8/18/2021	33052213	32.10
AT7	14190017	042	UT	CB	01/01/2021	306T3656	WC	FTA8041	M	LIDDELL LISA	7/2/2021	8/18/2021	33056946	32.10
AT7	14050003005	042	UT	CB	01/01/2021	306T3656	WC	FTA8310	M	MITCHELL BRENT	07/07/2021	08/18/2021	33057309	32.10
AT7	14740003	042	UT	CB	01/01/2014	306T3656	WC	E1D2222	M	PENMAN TRASE R	8/25/2014	8/25/2021	33062657	32.10
AT7	10610005	042	UT	CB	01/01/2021	306T3656	WC	FSS6088	M	JACKSON BURKE A	4/22/2021	8/25/2021	33081049	32.10
AT7	14390002	042	UT	CB	01/01/2021	306T3656	WC	FTA4201	M	HADLOCK NICOLE	06/15/2021	08/25/2021	33077484	32.10
AT7	10610006	042	UT	CB	01/01/2021	306T3656	WC	FTK1113	M	MCWILLIAMS SHAUN	07/10/2021	08/25/2021	33081334	32.10
AT7	15750	042	UT	CB	01/01/2007	306T3656	WC	CAU6403	M	NEWSOME PAUL	08/06/2007	09/01/2021	33084963	32.10
AT7	14050001001	042	UT	CB	01/01/2021	306T3656	WC	FSS5707	M	WILKINSON NICHOLA	05/04/2021	09/01/2021	33096911	32.10
AT7	13980015	042	UT	CB	01/01/2021	306T3656	WC	FTA9068	M	THOMPSON JODI	07/12/2021	09/01/2021	33101493	32.10
AT7	13980007	042	UT	CB	01/01/2021	306T3656	WC	FSS5718	M	COATES JENNY	05/03/2021	09/09/2021	33120446	32.10
AT7	16690004	042	UT	CB	01/01/2021	306T3656	WC	FSS8764	M	CANDALOT KURT L	05/19/2021	09/09/2021	33119991	32.10
AT7	15520	042	UT	CB	01/01/2021	306T3656	WC	FTA6034	M	HANNIFIN TIMOTHY	06/25/2021	09/09/2021	33122288	32.10
AT7	12570	042	UT	CB	01/01/2021	306T3656	WC	FTK4709	M	ABBOTT KARL M	08/07/2021	09/09/2021	33126049	32.10
AT7	12110002	042	UT	CB	01/01/2020	306T3656	WC	FQV6925	M	CROUSE AMBER	10/13/2020	09/15/2021	33137656	32.10
AT7	16110440	042	UT	CB	01/01/2021	306T3656	WC	FRU5506	M	ELLSWORTH MICHAEL	01/22/2021	09/15/2021	33139457	32.10
AT7	14390002	042	UT	CB	01/01/2021	306T3656	WC	FTA4201	M	HADLOCK NICOLE	06/15/2021	09/15/2021	33143724	32.10
AT7	15750	042	UT	CB	01/01/2007	306T3656	WC	CAU6403	M	NEWSOME PAUL	08/06/2007	09/22/2021	33152440	32.10
AT7	16110413	042	UT	CB	01/01/2021	306T3656	WC	FSS2261	M	LIRA ANTHONY J	04/15/2021	09/22/2021	33163991	32.10

CSS Worker's Compensation Disbursements
Aug 2021 - Sep 2021 - By Check Amount

Client Code	Organization Code	Adjusting Office	State	Claim Designator	Policy Effective Date	Policy Number	Line	Claim Number	Payment Type	Claimant Name	Loss Date	Charge Date	Check Number	Check Amount
AT7	15320001	042	UT	CB	01/01/2021	306T3656	WC	FTK2892	M	RICHARDSON MICHAEL	07/08/2021	09/22/2021	33168482	32.10
AT7	15610015003	042	UT	CB	01/01/2021	306T3656	WC	FTK7667	M	JORGE AMORALES	08/20/2021	09/22/2021	33171720	32.10
AT7	14640024	042	UT	CB	01/01/2021	306T3656	WC	FRU7752	M	SABEY CHRIS C	02/03/2021	09/29/2021	33181376	32.10
AT7	13660003	042	UT	CB	01/01/2021	306T3656	WC	FSJ1480	E	WALDRON BRANDON	02/05/2021	08/05/2021	22000007	31.75
AT7	14190017	042	UT	CB	01/01/2021	306T3656	WC	FTA8041	E	LIDDELL LISA	07/02/2021	09/29/2021	22000026	31.66
AT7	14500002	042	UT	CB	01/01/2012	306T3656	WC	EVF6273	M	MOLLING MARC H	12/20/2012	09/09/2021	2280167	31.41
AT7	13660003	042	UT	CB	01/01/2019	306T3656	WC	FKV3457	E	DALTON DEREK	2/8/2019	8/19/2021	22000047	31.15
AT7	14580010	095	UT	CB	01/01/1999	306T4813	WC	A4J7037	E	HAMILTON CLARENCE	10/01/1999	08/26/2021	22000269	30.74
AT7	14580010	095	UT	CB	01/01/1999	306T4813	WC	A4J7037	E	HAMILTON CLARENCE	10/01/1999	09/30/2021	22000273	30.74
AT7	14580010	042	UT	CB	01/01/2021	306T3656	WC	FRU7315	E	CURRIE TRENT	01/29/2021	09/23/2021	22000019	30.69
AT7	14740003	042	UT	CB	01/01/2021	306T3656	WC	FTA3397	E	OBRAY TANNER	06/11/2021	09/10/2021	22000009	30.68
AT7	12360001	042	UT	CB	01/01/2021	306T3656	WC	FTK5938	M	GARCIA RODRIGO	08/12/2021	09/15/2021	67776821	30.47
AT7	13750003	042	UT	CB	01/01/2020	306T3656	WC	FRU1857	M	MATTSON JUSTIN	12/28/2020	08/04/2021	67745399	30.16
AT7	14740003	042	UT	CB	01/01/2021	306T3656	WC	FTA3397	M	OBRAY TANNER	06/11/2021	08/11/2021	67749902	30.12
AT7	14050001001	042	UT	CB	01/01/2021	306T3656	WC	FTA7813	M	CRNICH ANDY S	07/02/2021	08/25/2021	33078858	30.00
AT7	12960008	042	UT	CB	01/01/2021	306T3656	WC	FTK4420	M	OLESON PAUL	08/01/2021	09/15/2021	33147498	30.00
AT7	12360001	042	UT	CB	01/01/2021	306T3656	WC	FTK5938	M	GARCIA RODRIGO	08/12/2021	09/22/2021	33168276	30.00
AT7	14480022030	042	UT	CB	01/01/2021	306T3656	WC	FTK9775	E	SHAWN HANCOCK	08/27/2021	09/22/2021	33170325	30.00
AT7	13980006004	095	UT	CM	01/01/2021	306T3656	WC	FTK5492	E	TRISTAN JOHNSON	08/11/2021	09/23/2021	22000001	29.79
AT7	13180	042	UT	CB	01/01/2004	306T4813	WC	A4J2112	M	BELL GERALD	08/20/2004	08/19/2021	2274711	29.72
AT7	13180	042	UT	CB	01/01/2004	306T4813	WC	A4J2112	M	BELL GERALD	08/20/2004	09/23/2021	2283976	29.72
AT7	14680011	095	UT	CM	01/01/2021	306T3656	WC	FTA5494	E	FAULKNER JOSH	06/18/2021	09/02/2021	22000006	29.39
AT7	13870004	042	UT	CB	01/01/2016	306T3656	WC	E7W6516	M	LINDSAY SHERRIE	10/10/2016	08/04/2021	67744965	29.31
AT7	16110413	042	UT	CB	01/01/2021	306T3656	WC	FSS2261	M	LIRA ANTHONY J	4/15/2021	8/19/2021	2275142	29.04
AT7	00503	042	UT	CB	01/01/1987	306T4813	WC	A4J7031	E	ARCHIBEQUE ALICE	08/13/1987	09/16/2021	22000058	28.96
AT7	14480022030	042	UT	CB	01/01/2021	306T3656	WC	FSS4939	E	BIRD COLTON	04/23/2021	09/16/2021	22000002	28.96
AT7	14050003005	042	UT	CB	01/01/2021	306T3656	WC	FTA8310	E	MITCHELL BRENT	7/7/2021	8/5/2021	22000001	28.88
AT7	12290	042	UT	CB	01/01/2021	306T3656	WC	FRU9183	E	NIELSON JAKE	02/08/2021	09/16/2021	22000011	28.83
AT7	13580	042	UT	CB	01/01/2021	306T3656	WC	FRU2531	E	NAKAI RITA	01/05/2021	09/01/2021	22000035	28.73
AT7	14190017	042	UT	CB	01/01/2021	306T3656	WC	FTA8041	E	LIDDELL LISA	07/02/2021	08/12/2021	22000007	28.63
AT7	15320023	042	UT	CB	01/01/2021	306T3656	WC	FSS8030	E	JOHNSON KAREN	5/14/2021	8/5/2021	22000026	28.51
AT7	12310	042	UT	CB	01/01/2011	306T3656	WC	ENP4640	M	NEDESKY DAVID	03/23/2011	09/02/2021	2278241	28.50
AT7	12310	042	UT	CB	01/01/2011	306T3656	WC	ENP4640	M	NEDESKY DAVID	03/23/2011	09/30/2021	2285928	28.50
AT7	13980001	042	UT	CB	01/01/2021	306T3656	WC	FTA9068	M	THOMPSON JODI	7/12/2021	8/25/2021	67762195	28.42
AT7	15610015003	042	UT	CB	01/01/2021	306T3656	WC	FTK7667	M	JORGE AMORALES	08/20/2021	09/29/2021	67786973	28.42
AT7	10640	042	UT	CB	01/01/2016	306T3656	WC	ESL7571	M	BATES LAURIE	01/19/2016	09/15/2021	67776593	28.29
AT7	14480022030	042	UT	CB	01/01/2021	306T3656	WC	FTK0677	E	JOJI VAKALALA	07/19/2021	09/16/2021	22000001	27.72
AT7	16690019	095	UT	CM	01/01/2021	306T3656	WC	FSJ0259	M	WOOD MADISON	02/14/2021	09/01/2021	67767445	27.50
AT7	11690005	042	UT	CB	01/01/2020	306T3656	WC	FPR6237	E	GUNN KRISTI	05/05/2020	09/28/2021	67784966	27.00

CSS Worker's Compensation Disbursements
Aug 2021 - Sep 2021 - By Check Amount

Client Code	Organization Code	Adjusting Office	State	Claim Designator	Policy Effective Date	Policy Number	Line	Claim Number	Payment Type	Claimant Name	Loss Date	Charge Date	Check Number	Check Amount
AT7	13660003	042	UT	CB	01/01/2015	306T3656	WC	E3W2365	E	CHUCHRAN JARED A	05/30/2015	08/19/2021	22000143	26.86
AT7	14580006	042	UT	CB	01/01/2020	306T3656	WC	FQV2656	E	HARRISON JOSEPH	09/21/2020	09/10/2021	22000033	26.86
AT7	13160002	095	UT	CM	01/01/2021	306T3656	WC	FSS8436	E	SPENCER JOHN	05/18/2021	09/30/2021	22000015	26.86
AT7	14580010	095	UT	CB	01/01/1999	306T4813	WC	A4J7037	E	HAMILTON CLARENCE	10/01/1999	09/02/2021	22000270	26.83
AT7	17750	042	UT	CB	01/01/2021	306T3656	WC	FSS3108	E	STEPHENSON MARK	03/16/2021	08/26/2021	22000019	26.76
AT7	14480022042	042	UT	CB	01/01/2014	306T3656	WC	EZD6207	M	SHERWOOD GREG	01/30/2014	08/05/2021	2270870	26.59
AT7	12230001041	095	UT	CM	01/01/2021	306T3656	WC	FTA4495	E	CAIDA BOWEN	06/16/2021	08/26/2021	22000003	26.54
AT7	17950	095	UT	CM	01/01/2021	306T3656	WC	FTK4591	E	WILSON JACKIE	07/26/2021	09/02/2021	22000004	26.21
AT7	14580006	042	UT	CB	01/01/2020	306T3656	WC	FQV2656	E	HARRISON JOSEPH	09/21/2020	09/15/2021	22000034	26.15
AT7	11420003	042	UT	CB	01/01/2021	306T3656	WC	FTK8560	M	SORENSEN LEE	08/25/2021	09/15/2021	67776925	26.10
AT7	17530	042	UT	CB	01/01/2018	306T3656	WC	FLM4917	E	KREBS NOLAN J	10/15/2018	09/02/2021	22000002	25.95
AT7	17530	042	UT	CB	01/01/2018	306T3656	WC	FLM4917	E	KREBS NOLAN J	10/15/2018	09/02/2021	22000003	25.95
AT7	10640	042	UT	CB	01/01/2016	306T3656	WC	ESL7571	E	BATES LAURIE	01/19/2016	09/16/2021	22000113	25.57
AT7	15610004	042	UT	CB	01/01/2020	306T3656	WC	FPZ6063	E	HUNTER JED W	06/30/2020	09/02/2021	22000062	25.52
AT7	12690002	042	UT	CB	01/01/2021	306T3656	WC	FSS2485	E	MORROW JOSHUA	04/18/2021	09/02/2021	22000015	24.90
AT7	10600	042	UT	CB	01/01/2020	306T3656	WC	FRU0892	E	JENSEN STEWART	12/29/2020	08/05/2021	22000016	24.89
AT7	13900	042	UT	CB	01/01/2021	306T3656	WC	FSJ3306	E	BERRYHILL LORRAIN	03/02/2021	09/23/2021	22000023	24.83
AT7	13900	042	UT	CB	01/01/2021	306T3656	WC	FSJ3306	E	BERRYHILL LORRAIN	03/02/2021	09/23/2021	22000024	24.83
AT7	13900	042	UT	CB	01/01/2021	306T3656	WC	FSJ3306	E	BERRYHILL LORRAIN	03/02/2021	09/23/2021	22000025	24.83
AT7	13900	042	UT	CB	01/01/2021	306T3656	WC	FSJ3306	E	BERRYHILL LORRAIN	03/02/2021	09/23/2021	22000026	24.83
AT7	13900	042	UT	CB	01/01/2021	306T3656	WC	FSJ3306	E	BERRYHILL LORRAIN	03/02/2021	09/23/2021	22000027	24.83
AT7	13900	042	UT	CB	01/01/2021	306T3656	WC	FSJ3306	E	BERRYHILL LORRAIN	03/02/2021	09/23/2021	22000028	24.83
AT7	12360003	095	UT	CM	01/01/2021	306T3656	WC	FTK1993	E	LOPEZ CINDY	07/26/2021	08/12/2021	22000001	24.81
AT7	14580010	095	UT	CM	01/01/2021	306T3656	WC	FSS1511	E	PUMMELL KEVIN	3/30/2021	8/5/2021	22000010	24.79
AT7	14580010	095	UT	CM	01/01/2021	306T3656	WC	FSS1511	E	PUMMELL KEVIN	3/30/2021	8/19/2021	22000011	24.79
AT7	14580010	095	UT	CM	01/01/2021	306T3656	WC	FSS1511	E	PUMMELL KEVIN	3/30/2021	8/19/2021	22000012	24.79
AT7	14580010	042	UT	CB	01/01/2021	306T3656	WC	FSS1511	E	PUMMELL KEVIN	03/30/2021	09/10/2021	22000013	24.79
AT7	14480022042	042	UT	CB	01/01/2014	306T3656	WC	EZD6207	M	SHERWOOD GREG	01/30/2014	09/02/2021	2278263	24.72
AT7	13900	042	UT	CB	01/01/2021	306T3656	WC	FSJ3306	E	BERRYHILL LORRAIN	03/02/2021	09/23/2021	22000029	24.60
AT7	13900	042	UT	CB	01/01/2021	306T3656	WC	FSJ3306	M	BERRYHILL LORRAIN	03/02/2021	09/09/2021	67771674	24.39
AT7	17080	042	UT	CB	01/01/2021	306T3656	WC	FTA3715	E	PARRISH GREG	06/03/2021	09/16/2021	22000007	24.26
AT7	11690005	042	UT	CB	01/01/2020	306T3656	WC	FPR6237	E	GUNN KRISTI	05/05/2020	08/11/2021	67749664	24.25
AT7	16110211	042	UT	CB	01/01/2015	306T3656	WC	ESL4565	E	LUSK VINCENT L	12/06/2015	09/02/2021	22000038	24.24
AT7	16110211	042	UT	CB	01/01/2021	306T3656	WC	FSS8679	E	IVERSON DOUGLAS J	5/19/2021	8/12/2021	22000009	24.20
AT7	10750007	042	UT	CB	01/01/2021	306T3656	WC	FTA8295	E	PETERSEN CHAD	07/07/2021	08/26/2021	22000001	24.20
AT7	12310	042	UT	CB	01/01/2021	306T3656	WC	FSJ5816	E	HATCH REBEKAH	03/09/2021	09/23/2021	22000010	24.20
AT7	14340006	042	UT	CB	01/01/2020	306T3656	WC	FRP9027	E	SMITH GARY	12/16/2020	09/16/2021	22000015	24.17
AT7	13980005	042	UT	CB	01/01/2021	306T3656	WC	FSS7255	E	THOMPSON THAD	04/10/2021	09/16/2021	22000004	24.15
AT7	10540	042	UT	CB	01/01/2021	306T3656	WC	FSS4142	E	SMITH SETH W	04/15/2021	09/10/2021	22000009	24.08

CSS Worker's Compensation Disbursements
Aug 2021 - Sep 2021 - By Check Amount

Client Code	Organization Code	Adjusting Office	State	Claim Designator	Policy Effective Date	Policy Number	Line	Claim Number	Payment Type	Claimant Name	Loss Date	Charge Date	Check Number	Check Amount
AT7	16110211	042	UT	CB	01/01/2021	306T3656	WC	FTK0277	E	GRACIA LIONEL R	07/16/2021	08/12/2021	22000001	23.80
AT7	10540	042	UT	CB	01/01/2021	306T3656	WC	FSS4142	E	SMITH SETH W	04/15/2021	08/19/2021	22000008	23.80
AT7	11460	042	UT	CB	01/01/2020	306T3656	WC	FPD1532	E	HONE BRENT	02/11/2020	09/16/2021	22000113	23.69
AT7	13660003	042	UT	CB	01/01/2015	306T3656	WC	E3W2365	E	CHUCHRAN JARED A	05/30/2015	08/04/2021	67744902	23.60
AT7	11600	042	UT	CB	01/01/1997	306T4813	WC	A4J6994	M	SORENSEN THOMAS	05/07/1997	09/16/2021	2282425	23.21
AT7	11200004	042	UT	CB	01/01/2021	306T3656	WC	FTA0846	E	EVANS MATTHEW	06/01/2021	09/02/2021	22000019	23.17
AT7	11200004	042	UT	CB	01/01/2021	306T3656	WC	FTA0846	E	EVANS MATTHEW	06/01/2021	09/30/2021	22000025	23.17
AT7	15750	042	UT	CB	01/01/2007	306T3656	WC	CAU6403	E	NEWSOME PAUL	08/06/2007	09/16/2021	22000274	23.16
AT7	13160002	095	UT	CM	01/01/2021	306T3656	WC	FSS8436	E	SPENCER JOHN	05/18/2021	09/30/2021	22000014	22.73
AT7	10640	042	UT	CB	01/01/2015	306T3656	WC	E3W4470	E	ROBINSON LYNNETTE	07/14/2015	08/05/2021	22000320	22.63
AT7	11490026	095	UT	CM	01/01/2021	306T3656	WC	FTA0287	E	BELL CARRI R	01/13/2021	09/02/2021	22000001	22.49
AT7	14640012	042	UT	CB	01/01/2021	306T3656	WC	FTA9932	E	SCOVIL AMARIA	07/12/2021	09/16/2021	22000005	22.45
AT7	12230004019	042	UT	CB	01/01/2021	306T3656	WC	FRU7894	E	COOK DARIN	02/03/2021	08/05/2021	22000021	22.34
AT7	16690004	042	UT	CB	01/01/2021	306T3656	WC	FSS8764	E	CANDALOT KURT L	05/19/2021	09/02/2021	22000008	21.92
AT7	15610015003	042	UT	CB	01/01/2021	306T3656	WC	FTK7667	E	JORGE AMORALES	08/20/2021	09/16/2021	22000001	21.77
AT7	15530004	042	UT	CB	01/01/2020	306T3656	WC	FQV6644	E	NYMAN JOANN	10/13/2020	08/05/2021	22000038	21.76
AT7	13070002	095	UT	CM	01/01/2021	306T3656	WC	FSS6894	E	MOWER ANTHONY J	05/10/2021	08/05/2021	22000007	21.76
AT7	13900	042	UT	CB	01/01/2021	306T3656	WC	FSJ3306	E	BERRYHILL LORRAIN	3/2/2021	8/19/2021	22000015	21.76
AT7	15320023	042	UT	CB	01/01/2021	306T3656	WC	FSS8030	E	JOHNSON KAREN	05/14/2021	08/19/2021	22000032	21.76
AT7	14190008	042	UT	CB	01/01/2020	306T3656	WC	FQV2693	E	TANNER ANDREW	09/21/2020	08/26/2021	22000008	21.76
AT7	14190013	042	UT	CB	01/01/2020	306T3656	WC	FQV6752	E	MAGLEBY TIFFANY	09/23/2020	09/02/2021	22000019	21.76
AT7	17310002	042	UT	CB	01/01/2020	306T3656	WC	FRP3300	E	HOBBS WILLIAM	11/13/2020	09/02/2021	22000027	21.76
AT7	14260001	042	UT	CB	01/01/2020	306T3656	WC	FRP3589	E	KITCH LINDA	11/17/2020	09/16/2021	22000019	21.76
AT7	15320023	042	UT	CB	01/01/2021	306T3656	WC	FSS8030	E	JOHNSON KAREN	05/14/2021	09/23/2021	22000033	21.76
AT7	17950	095	UT	CM	01/01/2021	306T3656	WC	FTK4591	E	WILSON JACKIE	07/26/2021	09/23/2021	22000005	21.76
AT7	16110561	095	UT	CM	01/01/2021	306T3656	WC	FSS6832	E	DESMOND REBEKAH J	05/08/2021	08/12/2021	22000004	21.58
AT7	13980003	095	UT	CM	01/01/2021	306T3656	WC	FSS0982	M	WILLS JAMES	4/8/2021	8/11/2021	67750942	21.50
AT7	16080001001	042	UT	CB	01/01/2021	306T3656	WC	FTQ1811	M	James DeGering	08/26/2021	09/28/2021	67784319	21.44
AT7	17870	095	UT	CM	01/01/2021	306T3656	WC	FSJ7845	E	ROCIO ESPITIA MAR	03/17/2021	08/04/2021	22000009	21.41
AT7	14740003	042	UT	CB	01/01/2014	306T3656	WC	E1D2222	M	PENMAN TRASE R	8/25/2014	8/4/2021	33993183	21.40
AT7	10640	042	UT	CB	01/01/2016	306T3656	WC	ESL7571	M	BATES LAURIE	01/19/2016	08/04/2021	33993375	21.40
AT7	14480007011	042	UT	CB	01/01/2019	306T3656	WC	FMX3723	M	JONES LAURIE	10/3/2019	8/4/2021	33996646	21.40
AT7	14580006	042	UT	CB	01/01/2020	306T3656	WC	FQV2656	M	HARRISON JOSEPH	9/21/2020	8/4/2021	33001306	21.40
AT7	14190012	042	UT	CB	01/01/2021	306T3656	WC	FRU6257	M	MILLER DARIN	01/12/2021	08/04/2021	33005164	21.40
AT7	14640024	042	UT	CB	01/01/2021	306T3656	WC	FRU7752	M	SABEY CHRIS C	02/03/2021	08/04/2021	33003470	21.40
AT7	16690004	042	UT	CB	01/01/2021	306T3656	WC	FSS8764	M	CANDALOT KURT L	05/19/2021	08/04/2021	33008273	21.40
AT7	16690001	042	UT	CB	01/01/2021	306T3656	WC	FTA3450	M	BATEMAN MARY	06/11/2021	08/04/2021	33010043	21.40
AT7	14050003005	042	UT	CB	01/01/2021	306T3656	WC	FTA8310	M	MITCHELL BRENT	7/7/2021	8/4/2021	33013020	21.40
AT7	11200004	042	UT	CB	01/01/2021	306T3656	WC	FTA0846	M	EVANS MATTHEW	6/1/2021	8/11/2021	33031492	21.40

CSS Worker's Compensation Disbursements
Aug 2021 - Sep 2021 - By Check Amount

Client Code	Organization Code	Adjusting Office	State	Claim Designator	Policy Effective Date	Policy Number	Line	Claim Number	Payment Type	Claimant Name	Loss Date	Charge Date	Check Number	Check Amount
AT7	14050003005	042	UT	CB	01/01/2021	306T3656	WC	FTA8310	M	MITCHELL BRENT	7/7/2021	8/11/2021	33035074	21.40
AT7	13980001	042	UT	CB	01/01/2021	306T3656	WC	FTA9068	M	THOMPSON JODI	07/12/2021	08/11/2021	33035325	21.40
AT7	14740003	042	UT	CB	01/01/2014	306T3656	WC	E1D2222	M	PENMAN TRASE R	08/25/2014	08/18/2021	33039576	21.40
AT7	13980005	042	UT	CB	01/01/2020	306T3656	WC	FPD4628	M	NICHOLLS RYAN	02/21/2020	08/18/2021	33043369	21.40
AT7	16690019	042	UT	CB	01/01/2021	306T3656	WC	FSJ9843	M	PERKINS GLENNARAE	04/02/2021	08/18/2021	33056025	21.40
AT7	16110000	042	UT	CB	01/01/2021	306T3656	WC	FSS1993	M	DAY DALLAS W	04/13/2021	08/18/2021	33059610	21.40
AT7	11200004	042	UT	CB	01/01/2021	306T3656	WC	FTA0846	M	EVANS MATTHEW	6/1/2021	8/18/2021	33054047	21.40
AT7	16690001	042	UT	CB	01/01/2021	306T3656	WC	FTA3450	M	BATEMAN MARY	06/11/2021	08/18/2021	33054917	21.40
AT7	11520	042	UT	CB	01/01/2021	306T3656	WC	FTA5885	M	NELSON GREG	06/23/2021	08/18/2021	33057453	21.40
AT7	14640024	042	UT	CB	01/01/2021	306T3656	WC	FRU7752	M	SABEY CHRIS C	02/03/2021	08/25/2021	33071678	21.40
AT7	12230004019	042	UT	CB	01/01/2021	306T3656	WC	FRU7894	M	COOK DARIN	02/03/2021	08/25/2021	33071466	21.40
AT7	13660003	042	UT	CB	01/01/2021	306T3656	WC	FSJ1480	M	WALDRON BRANDON	2/5/2021	8/25/2021	33071563	21.40
AT7	16690019	042	UT	CB	01/01/2021	306T3656	WC	FSJ9843	M	PERKINS GLENNARAE	04/02/2021	08/25/2021	33078207	21.40
AT7	13980007	042	UT	CB	01/01/2021	306T3656	WC	FSS5718	M	COATES JENNY	05/03/2021	08/25/2021	33076303	21.40
AT7	16110211	042	UT	CB	01/01/2021	306T3656	WC	FSS8679	M	IVERSON DOUGLAS J	05/19/2021	08/25/2021	33075531	21.40
AT7	14740003	042	UT	CB	01/01/2021	306T3656	WC	FTA3397	M	OBRAY TANNER	06/11/2021	08/25/2021	33077095	21.40
AT7	10640	042	UT	CB	01/01/2016	306T3656	WC	ESL7571	M	BATES LAURIE	01/19/2016	09/01/2021	33085677	21.40
AT7	16690019	042	UT	CB	01/01/2021	306T3656	WC	FSJ9843	M	PERKINS GLENNARAE	04/02/2021	09/01/2021	33100148	21.40
AT7	12690002	042	UT	CB	01/01/2021	306T3656	WC	FSS2485	M	MORROW JOSHUA	04/18/2021	09/01/2021	33096205	21.40
AT7	16690004	042	UT	CB	01/01/2021	306T3656	WC	FSS8764	M	CANDALOT KURT L	05/19/2021	09/01/2021	33098003	21.40
AT7	14190017	042	UT	CB	01/01/2021	306T3656	WC	FTA8041	M	LIDDELL LISA	07/02/2021	09/01/2021	33100956	21.40
AT7	15750	042	UT	CB	01/01/2007	306T3656	WC	CAU6403	M	NEWSOME PAUL	08/06/2007	09/09/2021	33107396	21.40
AT7	13580	042	UT	CB	01/01/2021	306T3656	WC	FRU2531	M	NAKAI RITA	01/05/2021	09/09/2021	33115274	21.40
AT7	14480007010	042	UT	CB	01/01/2021	306T3656	WC	FTA8379	M	VAN NOSDOL TY	06/08/2021	09/09/2021	33124326	21.40
AT7	14190012	042	UT	CB	01/01/2021	306T3656	WC	FRU6257	M	MILLER DARIN	01/12/2021	09/15/2021	33140004	21.40
AT7	11030003	042	UT	CB	01/01/2021	306T3656	WC	FSJ9109	M	HARRIS ANDREW D	03/30/2021	09/15/2021	33144042	21.40
AT7	16110413	042	UT	CB	01/01/2021	306T3656	WC	FSS2261	M	LIRA ANTHONY J	04/15/2021	09/15/2021	33143137	21.40
AT7	11200004	042	UT	CB	01/01/2021	306T3656	WC	FTA0846	M	EVANS MATTHEW	06/01/2021	09/15/2021	33142678	21.40
AT7	16690001	042	UT	CB	01/01/2021	306T3656	WC	FTA3450	M	BATEMAN MARY	06/11/2021	09/15/2021	33143419	21.40
AT7	14050001001	042	UT	CB	01/01/2021	306T3656	WC	FTA7813	M	CRNICH ANDY S	07/02/2021	09/15/2021	33144788	21.40
AT7	14190017	042	UT	CB	01/01/2021	306T3656	WC	FTA8041	M	LIDDELL LISA	07/02/2021	09/15/2021	33144983	21.40
AT7	11460	042	UT	CB	01/01/2020	306T3656	WC	FPD1532	M	HONE BRENT	02/11/2020	09/22/2021	33155734	21.40
AT7	13160001	042	UT	CB	01/01/2020	306T3656	WC	FQV1705	M	BUTLER BRETT	09/10/2020	09/22/2021	33157424	21.40
AT7	12110002	042	UT	CB	01/01/2020	306T3656	WC	FQV6925	M	CROUSE AMBER	10/13/2020	09/22/2021	33159190	21.40
AT7	16690001	042	UT	CB	01/01/2021	306T3656	WC	FTA3450	M	BATEMAN MARY	06/11/2021	09/22/2021	33164218	21.40
AT7	14050001001	042	UT	CB	01/01/2021	306T3656	WC	FTA7813	M	CRNICH ANDY S	07/02/2021	09/22/2021	33165328	21.40
AT7	15610015001	042	UT	CB	01/01/2020	306T3656	WC	FPZ2637	M	STONE CALLAN M	06/09/2020	09/29/2021	33177129	21.40
AT7	15610004	042	UT	CB	01/01/2020	306T3656	WC	FPZ6063	M	HUNTER JED W	06/30/2020	09/29/2021	33177981	21.40
AT7	14190017	042	UT	CB	01/01/2021	306T3656	WC	FTA8041	M	LIDDELL LISA	07/02/2021	09/29/2021	33187243	21.40

CSS Worker's Compensation Disbursements
Aug 2021 - Sep 2021 - By Check Amount

Client Code	Organization Code	Adjusting Office	State	Claim Designator	Policy Effective Date	Policy Number	Line	Claim Number	Payment Type	Claimant Name	Loss Date	Charge Date	Check Number	Check Amount
AT7	11220	095	UT	CM	01/01/2021	306T3656	WC	FTA8866	E	WAHLBERG DENNIS	07/10/2021	09/10/2021	22000001	21.35
AT7	16110561	095	UT	CM	01/01/2021	306T3656	WC	FTA4450	E	LOTT BRYNLEE	06/16/2021	09/02/2021	22000005	21.27
AT7	14260001	042	UT	CB	01/01/2020	306T3656	WC	FRP3589	E	KITCH LINDA	11/17/2020	09/23/2021	22000021	21.24
AT7	14050001001	042	UT	CB	01/01/2021	306T3656	WC	FTA7813	M	CRNICH ANDY S	7/2/2021	8/26/2021	2276861	21.21
AT7	13020007	095	UT	CM	01/01/2021	306T3656	WC	FSS7648	E	CORY FENTON	04/17/2021	08/12/2021	22000001	21.19
AT7	16110510	042	UT	CB	01/01/2017	306T3656	WC	FBG6523	E	HUMPHRIES JANA E	11/28/2017	08/05/2021	22000143	21.17
AT7	16110510	042	UT	CB	01/01/2017	306T3656	WC	FBG6523	E	HUMPHRIES JANA E	11/28/2017	08/12/2021	22000145	21.17
AT7	16110510	042	UT	CB	01/01/2017	306T3656	WC	FBG6523	E	HUMPHRIES JANA E	11/28/2017	09/02/2021	22000148	21.17
AT7	14390002	042	UT	CB	01/01/2021	306T3656	WC	FTA4201	E	HADLOCK NICOLE	06/15/2021	09/10/2021	22000006	21.05
AT7	14190017	042	UT	CB	01/01/2021	306T3656	WC	FTA8041	E	LIDDELL LISA	07/02/2021	09/22/2021	22000023	20.86
AT7	14480022040	042	UT	CB	01/01/2012	306T3656	WC	EVF6215	M	RANDALL JASON L	12/18/2012	09/09/2021	2280166	20.80
AT7	16110510	042	UT	CB	01/01/2017	306T3656	WC	FBG6523	E	HUMPHRIES JANA E	11/28/2017	09/10/2021	22000150	20.80
AT7	14190017	042	UT	CB	01/01/2021	306T3656	WC	FTA8041	E	LIDDELL LISA	07/02/2021	09/01/2021	22000018	20.69
AT7	14190017	042	UT	CB	01/01/2021	306T3656	WC	FTA8041	E	LIDDELL LISA	07/02/2021	09/15/2021	22000019	20.69
AT7	14190017	042	UT	CB	01/01/2021	306T3656	WC	FTA8041	E	LIDDELL LISA	07/02/2021	09/15/2021	22000020	20.69
AT7	14190017	042	UT	CB	01/01/2021	306T3656	WC	FTA8041	E	LIDDELL LISA	07/02/2021	09/15/2021	22000021	20.69
AT7	14480022034	042	UT	CB	01/01/2017	306T3656	WC	FAE5939	E	KOHLER TALON	7/8/2017	8/12/2021	22000090	20.40
AT7	13160001	042	UT	CB	01/01/2019	306T3656	WC	FKN5056	E	LYNCH KEVIN S	01/04/2019	08/12/2021	22000125	20.40
AT7	13660003	042	UT	CB	01/01/2021	306T3656	WC	FSS6588	E	ROBERTSON TAYLOR	05/09/2021	08/19/2021	22000013	20.29
AT7	12210004	095	UT	CM	01/01/2020	306T3656	WC	FPZ9106	E	ABLES ELLIE R	07/06/2020	09/16/2021	22000009	20.28
AT7	14480007011	042	UT	CB	01/01/2021	306T3656	WC	FSJ3387	E	NGUYEN LE	03/02/2021	08/05/2021	22000018	20.07
AT7	14740003	042	UT	CB	01/01/2021	306T3656	WC	FTA3397	E	OBRAY TANNER	06/11/2021	09/10/2021	22000010	20.07
AT7	11460	042	UT	CB	01/01/2020	306T3656	WC	FPD1532	E	HONE BRENT	02/11/2020	08/02/2021	67742368	19.90
AT7	14680008	095	UT	CM	01/01/2021	306T3656	WC	FTA1529	E	DAVE JORDAN	05/31/2021	08/05/2021	22000001	19.82
AT7	11200004	042	UT	CB	01/01/2021	306T3656	WC	FTA0846	E	EVANS MATTHEW	06/01/2021	09/02/2021	22000018	19.77
AT7	12230002007	042	UT	CB	01/01/2021	306T3656	WC	FTA0416	E	TESEN EDWARD	05/24/2021	08/12/2021	22000013	19.71
AT7	16690004	042	UT	CB	01/01/2021	306T3656	WC	FSS8764	E	CANDALOT KURT L	05/19/2021	09/23/2021	22000010	19.71
AT7	14050003005	042	UT	CB	01/01/2021	306T3656	WC	FTA8310	E	MITCHELL BRENT	7/7/2021	8/12/2021	22000002	19.67
AT7	17870	095	UT	CM	01/01/2021	306T3656	WC	FSJ7845	E	ROCIO ESPITIA MAR	3/17/2021	8/19/2021	22000011	19.60
AT7	16140003	042	UT	CB	01/01/2021	306T3656	WC	FSS0753	E	NELSON JEREMY M	04/07/2021	08/12/2021	22000011	19.55
AT7	00503	042	UT	CB	01/01/1987	306T4813	WC	A4J7031	M	ARCHIBEQUE ALICE	8/13/1987	8/19/2021	2274713	19.54
AT7	12570	042	UT	CB	01/01/2021	306T3656	WC	FTK4709	E	ABBOTT KARL M	08/07/2021	09/10/2021	22000001	19.40
AT7	14640012	042	UT	CB	01/01/2021	306T3656	WC	FTA9932	E	AMARIA SCOVIL	7/12/2021	8/12/2021	22000001	19.37
AT7	11110	042	UT	CB	01/01/1989	306T4813	WC	A4J7066	E	JENSEN MICHAEL	4/25/1989	8/26/2021	22000166	19.20
AT7	11110	042	UT	CB	01/01/1989	306T4813	WC	A4J7066	E	JENSEN MICHAEL	04/25/1989	09/16/2021	22000167	19.20
AT7	16110413	042	UT	CB	01/01/2021	306T3656	WC	FSS2261	M	LIRA ANTHONY J	04/15/2021	09/23/2021	2284317	19.20
AT7	13980005	042	UT	CB	01/01/2020	306T3656	WC	FPD4247	E	SHELLEY AUSTIN	2/21/2020	8/19/2021	22000045	19.18
AT7	14580	042	UT	CB	01/01/1990	306T4813	WC	A4J7033	E	OAKS EDWIN	08/08/1990	09/10/2021	22000162	19.11
AT7	13660003	042	UT	CB	01/01/2021	306T3656	WC	FTK9767	C	JENNIFER WEIGHT	08/27/2021	09/20/2021	67778805	18.96

**CSS Worker's Compensation Disbursements
Aug 2021 - Sep 2021 - By Check Amount**

Client Code	Organization Code	Adjusting Office	State	Claim Designator	Policy Effective Date	Policy Number	Line	Claim Number	Payment Type	Claimant Name	Loss Date	Charge Date	Check Number	Check Amount
AT7	12360003	095	UT	CM	01/01/2021	306T3656	WC	FTK1993	E	LOPEZ CINDY	07/26/2021	09/30/2021	22000003	18.92
AT7	14740003	095	UT	CM	01/01/2021	306T3656	WC	FTA0759	M	LEONARD LAYNE	05/24/2021	09/09/2021	2280640	18.85
AT7	11220	095	UT	CM	01/01/2021	306T3656	WC	FTA8866	M	WAHLBERG DENNIS	07/10/2021	09/29/2021	67787411	18.82
AT7	15530004	042	UT	CB	01/01/2020	306T3656	WC	FQV6644	E	NYMAN JOANN	10/13/2020	09/16/2021	22000042	18.74
AT7	15610016	042	UT	CB	01/01/2010	306T3656	WC	EKT6413	E	MONEY STEVEN	8/11/2010	8/26/2021	22000124	18.65
AT7	12960008	042	UT	CB	01/01/2021	306T3656	WC	FTK4420	M	PAUL OLESON	08/01/2021	08/26/2021	67762447	18.64
AT7	13660003	042	UT	CB	01/01/2019	306T3656	WC	FKV3457	E	DALTON DEREK	2/8/2019	8/5/2021	22000046	18.59
AT7	16690019	042	UT	CB	01/01/2021	306T3656	WC	FSJ9843	E	PERKINS GLENNARAE	4/2/2021	8/5/2021	22000019	18.59
AT7	14580010	042	UT	CB	01/01/2021	306T3656	WC	FSS1511	E	PUMMELL KEVIN	03/30/2021	09/30/2021	22000016	18.56
AT7	12230002007	042	UT	CB	01/01/2021	306T3656	WC	FTA0416	E	TESEN EDWARD	5/24/2021	8/5/2021	22000009	18.52
AT7	16110510	042	UT	CB	01/01/2017	306T3656	WC	FBG6523	E	HUMPHRIES JANAE	11/28/2017	08/12/2021	22000144	18.47
AT7	16110510	042	UT	CB	01/01/2017	306T3656	WC	FBG6523	E	HUMPHRIES JANAE	11/28/2017	8/26/2021	22000147	18.47
AT7	16110510	042	UT	CB	01/01/2017	306T3656	WC	FBG6523	E	HUMPHRIES JANAE	11/28/2017	09/10/2021	22000149	18.47
AT7	13870004	042	UT	CB	01/01/2016	306T3656	WC	E7W6516	E	LINDSAY SHERRIE	10/10/2016	08/05/2021	22000056	18.32
AT7	16080001005	042	UT	CB	01/01/2021	306T3656	WC	FSJ4797	E	ALLEN CATHERINE	2/19/2021	8/19/2021	22000023	18.31
AT7	11460	042	UT	CB	01/01/2020	306T3656	WC	FPD1532	E	HONE BRENT	2/11/2020	8/31/2021	67765161	18.20
AT7	14190007	042	UT	CB	01/01/2015	306T3656	WC	E2P3959	E	COBB CALVIN	02/04/2015	08/05/2021	22000082	18.18
AT7	11690005	042	UT	CB	01/01/2020	306T3656	WC	FPR6237	E	GUNN KRISTI	05/05/2020	08/04/2021	67745380	18.13
AT7	16110413	095	UT	CM	01/01/2021	306T3656	WC	FTA8515	E	CHAMBERLAIN DILLO	07/08/2021	09/02/2021	22000007	18.12
AT7	16110211	095	UT	CM	01/01/2021	306T3656	WC	FSS9550	M	ASHWORTH JEFFREY	05/21/2021	09/01/2021	67767472	17.98
AT7	14050001001	042	UT	CB	01/01/2021	306T3656	WC	FTA7813	M	CRNICH ANDY S	07/02/2021	09/01/2021	67767471	17.98
AT7	14480011023	095	UT	CM	01/01/2021	306T3656	WC	FSS6142	E	O'BRIEN JIM	05/04/2021	09/16/2021	22000007	17.87
AT7	15530004	042	UT	CB	01/01/2020	306T3656	WC	FQV6644	E	NYMAN JOANN	10/13/2020	8/19/2021	22000039	17.84
AT7	12230001041	095	UT	CM	01/01/2021	306T3656	WC	FTK5843	E	BROOKELLE PETERSO	08/02/2021	09/23/2021	22000001	17.82
AT7	14580	042	UT	CB	01/01/1990	306T4813	WC	A4J7033	E	OAKS EDWIN	08/08/1990	08/26/2021	22000159	17.76
AT7	14580	042	UT	CB	01/01/1990	306T4813	WC	A4J7033	E	OAKS EDWIN	08/08/1990	08/26/2021	22000160	17.76
AT7	14580	042	UT	CB	01/01/1990	306T4813	WC	A4J7033	E	OAKS EDWIN	08/08/1990	09/10/2021	22000161	17.76
AT7	12230002007	042	UT	CB	01/01/2021	306T3656	WC	FTA0416	E	TESEN EDWARD	05/24/2021	08/26/2021	22000017	17.66
AT7	11220	095	UT	CM	01/01/2021	306T3656	WC	FTA8866	E	WAHLBERG DENNIS	07/10/2021	09/10/2021	22000002	17.60
AT7	16080003004	095	UT	CM	01/01/2021	306T3656	WC	FTA0864	E	THO TUA	05/27/2021	09/10/2021	22000016	17.54
AT7	14190017	042	UT	CB	01/01/2021	306T3656	WC	FTA8041	E	LIDDELL LISA	07/02/2021	08/19/2021	22000012	17.39
AT7	16690001	042	UT	CB	01/01/2021	306T3656	WC	FTA3450	E	BATEMAN MARY	06/11/2021	09/08/2021	67770186	17.20
AT7	10540	042	UT	CB	01/01/2021	306T3656	WC	FSS4142	E	SMITH SETH W	4/15/2021	8/12/2021	22000007	16.97
AT7	14480022030	042	UT	CB	01/01/2020	306T3656	WC	FQM9200	E	THORPE BRITTNEY	09/03/2020	08/19/2021	22000040	16.94
AT7	13160002	095	UT	CM	01/01/2021	306T3656	WC	FSS8436	E	SPENCER JOHN	5/18/2021	8/19/2021	22000009	16.94
AT7	10640	042	UT	CB	01/01/2016	306T3656	WC	ESL7571	E	BATES LAURIE	01/19/2016	09/10/2021	22000112	16.94
AT7	14480022030	042	UT	CB	01/01/2020	306T3656	WC	FQM9200	E	THORPE BRITTNEY	09/03/2020	09/10/2021	22000041	16.94
AT7	14640024	042	UT	CB	01/01/2021	306T3656	WC	FRU7752	E	SABEY CHRIS C	02/03/2021	09/16/2021	22000029	16.94
AT7	10640	042	UT	CB	01/01/2015	306T3656	WC	E3W4470	E	ROBINSON LYNNETTE	07/14/2015	09/23/2021	22000322	16.94

CSS Worker's Compensation Disbursements
Aug 2021 - Sep 2021 - By Check Amount

Client Code	Organization Code	Adjusting Office	State	Claim Designator	Policy Effective Date	Policy Number	Line	Claim Number	Payment Type	Claimant Name	Loss Date	Charge Date	Check Number	Check Amount
AT7	12690002	042	UT	CB	01/01/2021	306T3656	WC	FSS2485	E	MORROW JOSHUA	04/18/2021	09/02/2021	22000016	16.85
AT7	17080	042	UT	CB	01/01/2021	306T3656	WC	FTA3715	E	PARRISH GREG	6/3/2021	8/12/2021	22000003	16.78
AT7	14480007011	042	UT	CB	01/01/2019	306T3656	WC	FMX3723	E	JONES LAURIE	10/03/2019	08/05/2021	22000068	16.73
AT7	12600004	042	UT	CB	01/01/2021	306T3656	WC	FSS9274	M	WARD SHANE E	05/22/2021	09/09/2021	2280588	16.69
AT7	15520	042	UT	CB	01/01/2021	306T3656	WC	FTA6034	E	HANNIFIN TIMOTHY	06/25/2021	09/02/2021	22000010	16.64
AT7	11420003	042	UT	CB	01/01/2021	306T3656	WC	FTK8560	E	SORENSEN LEE	08/25/2021	09/23/2021	22000005	16.55
AT7	17750	042	UT	CB	01/01/2021	306T3656	WC	FSS3108	E	STEPHENSON MARK	03/16/2021	09/22/2021	22000024	16.54
AT7	16110413	095	UT	CM	01/01/2021	306T3656	WC	FTA9544	E	COLLIN MHUTCHINGS	7/14/2021	8/26/2021	22000002	16.45
AT7	16690019	095	UT	CM	01/01/2021	306T3656	WC	FSJ0259	E	WOOD MADISON	02/14/2021	09/02/2021	22000015	16.43
AT7	14480022034	095	UT	CM	01/01/2021	306T3656	WC	FSS6984	E	COREY CLUFF	05/08/2021	08/05/2021	22000001	16.29
AT7	14190021	095	UT	CM	01/01/2021	306T3656	WC	FTQ2099	E	LINDSAY CRICHLLOW	08/18/2021	09/30/2021	22000002	16.28
AT7	16080001005	042	UT	CB	01/01/2021	306T3656	WC	FSJ4797	E	ALLEN CATHERINE	02/19/2021	09/30/2021	22000028	16.21
AT7	12230004019	095	UT	CM	01/01/2021	306T3656	WC	FSS0334	E	COPPIN DAVIS	4/4/2021	8/26/2021	22000002	16.11
AT7	11690013	095	UT	CM	01/01/2021	306T3656	WC	FTA2121	E	LARSEN MICHAEL	06/03/2021	08/19/2021	22000005	16.08
AT7	17310002	095	UT	CM	01/01/2021	306T3656	WC	FTK1203	E	UNGERER KEVIN	07/01/2021	09/10/2021	22000002	16.08
AT7	15320027	095	UT	CM	01/01/2021	306T3656	WC	FTK7357	E	ADAMS CARSON S	08/16/2021	09/23/2021	22000004	16.08
AT7	13160001	042	UT	CB	01/01/2020	306T3656	WC	FQV1705	E	BUTLER BRETT	09/10/2020	09/02/2021	22000021	15.94
AT7	12230002007	042	UT	CB	01/01/2021	306T3656	WC	FTA0416	E	TESEN EDWARD	05/24/2021	09/16/2021	22000020	15.94
AT7	16080001003	042	UT	CB	01/01/2021	306T3656	WC	FRU3688	E	PARK ADAM	01/14/2021	08/19/2021	22000004	15.93
AT7	17750	042	UT	CB	01/01/2021	306T3656	WC	FSS3108	E	STEPHENSON MARK	03/16/2021	09/09/2021	22000021	15.93
AT7	17750	042	UT	CB	01/01/2021	306T3656	WC	FSS3108	E	STEPHENSON MARK	03/16/2021	09/22/2021	22000023	15.93
AT7	11460	042	UT	CB	01/01/2020	306T3656	WC	FPD1532	E	HONE BRENT	2/11/2020	8/5/2021	22000110	15.83
AT7	10640	042	UT	CB	01/01/2015	306T3656	WC	E3W4470	E	ROBINSON LYNNETTE	07/14/2015	08/12/2021	22000321	15.83
AT7	13980004	042	UT	CB	01/01/2020	306T3656	WC	FPD4258	E	BEEBE BRANDON	02/21/2020	09/10/2021	22000017	15.79
AT7	13660003	042	UT	CB	01/01/2021	306T3656	WC	FSJ1480	E	WALDRON BRANDON	02/05/2021	09/16/2021	22000010	15.71
AT7	12230004019	042	UT	CB	01/01/2021	306T3656	WC	FRU7894	E	COOK DARIN	2/3/2021	8/19/2021	22000024	15.67
AT7	12230004019	042	UT	CB	01/01/2021	306T3656	WC	FRU7894	E	COOK DARIN	02/03/2021	09/10/2021	22000026	15.67
AT7	16080001003	095	UT	CM	01/01/2021	306T3656	WC	FTK0308	M	SEAN BRASS	07/05/2021	08/04/2021	67744774	15.66
AT7	14480022030	042	UT	CB	01/01/2020	306T3656	WC	FQM9200	M	THORPE BRITTNEY	9/3/2020	8/5/2021	2271211	15.66
AT7	14640012	042	UT	CB	01/01/2021	306T3656	WC	FTA9932	M	AMARIA SCOVIL	07/12/2021	08/25/2021	67762195	15.66
AT7	11640002	095	UT	CM	01/01/2020	306T3656	WC	FRP6369	M	ZACHARY HENDRICKS	11/28/2020	09/15/2021	67776926	15.66
AT7	13980006004	095	UT	CM	01/01/2021	306T3656	WC	FTK5492	M	TRISTAN JOHNSON	08/11/2021	09/22/2021	67782268	15.66
AT7	17750	042	UT	CB	01/01/2021	306T3656	WC	FSS3108	E	STEPHENSON MARK	03/16/2021	08/26/2021	22000018	15.64
AT7	17750	042	UT	CB	01/01/2021	306T3656	WC	FSS3108	E	STEPHENSON MARK	03/16/2021	09/09/2021	22000020	15.64
AT7	17950	095	UT	CM	01/01/2021	306T3656	WC	FTK4591	E	WILSON JACKIE	07/26/2021	09/02/2021	22000002	15.58
AT7	14260001	042	UT	CB	01/01/2020	306T3656	WC	FRP3589	E	KITCH LINDA	11/17/2020	8/12/2021	22000017	15.52
AT7	12810003	095	UT	CM	01/01/2021	306T3656	WC	FSJ9417	E	MARQUEZ CHRISTOPH	3/29/2021	8/12/2021	22000018	15.52
AT7	15530004	042	UT	CB	01/01/2020	306T3656	WC	FQV6644	E	NYMAN JOANN	10/13/2020	8/26/2021	22000040	15.52
AT7	13030	042	UT	CB	01/01/2019	306T3656	WC	FLX7388	E	PLEDGER BARBARA	06/26/2019	09/30/2021	22000016	15.48

CSS Worker's Compensation Disbursements
Aug 2021 - Sep 2021 - By Check Amount

Client Code	Organization Code	Adjusting Office	State	Claim Designator	Policy Effective Date	Policy Number	Line	Claim Number	Payment Type	Claimant Name	Loss Date	Charge Date	Check Number	Check Amount
AT7	16080001003	042	UT	CB	01/01/2021	306T3656	WC	FTA1104	E	WEBB ADAM	5/24/2021	8/26/2021	22000010	15.39
AT7	11520	042	UT	CB	01/01/2021	306T3656	WC	FTA5885	E	NELSON GREG	6/23/2021	8/26/2021	22000002	15.35
AT7	13900	042	UT	CB	01/01/2021	306T3656	WC	FSJ3306	E	BERRYHILL LORRAIN	03/02/2021	09/10/2021	22000021	15.26
AT7	12060	095	UT	CM	01/01/2021	306T3656	WC	FSS5160	E	WALKER TRENT	04/22/2021	09/30/2021	22000002	15.21
AT7	13900	042	UT	CB	01/01/2021	306T3656	WC	FSJ3306	M	BERRYHILL LORRAIN	3/2/2021	8/11/2021	67750570	15.19
AT7	15610004	042	UT	CB	01/01/2020	306T3656	WC	FPZ6063	E	HUNTER JED W	6/30/2020	8/19/2021	22000061	15.15
AT7	16080001005	042	UT	CB	01/01/2021	306T3656	WC	FTA2856	M	DANIEL DONLEVY	06/10/2021	08/11/2021	67750967	15.08
AT7	14260008	095	UT	CM	01/01/2021	306T3656	WC	FTA9810	M	JOE RATHBONE	07/13/2021	08/18/2021	67756334	15.08
AT7	15610014	095	UT	CM	01/01/2021	306T3656	WC	FTA1329	M	SPANN MARY	06/02/2021	09/09/2021	2280641	15.06
AT7	15320023	042	UT	CB	01/01/2021	306T3656	WC	FSS8030	M	JOHNSON KAREN	5/14/2021	8/18/2021	33053058	15.00
AT7	13660003	042	UT	CB	01/01/2021	306T3656	WC	FSS6588	E	ROBERTSON TAYLOR	05/09/2021	08/26/2021	22000014	14.87
AT7	10610006	042	UT	CB	01/01/2021	306T3656	WC	FTK1113	E	MCWILLIAMS SHAUN	07/10/2021	09/09/2021	22000007	14.87
AT7	13980003	095	UT	CM	01/01/2021	306T3656	WC	FSS0982	E	WILLS JAMES	04/08/2021	08/12/2021	22000002	14.81
AT7	15610015003	042	UT	CB	01/01/2021	306T3656	WC	FTA7023	E	ADAMS ZACHARY K	06/30/2021	08/12/2021	22000005	14.77
AT7	15520	042	UT	CB	01/01/2021	306T3656	WC	FTA6034	E	HANNIFIN TIMOTHY	06/25/2021	08/05/2021	22000008	14.72
AT7	15520	042	UT	CB	01/01/2021	306T3656	WC	FTA6034	E	HANNIFIN TIMOTHY	6/25/2021	8/19/2021	22000009	14.72
AT7	11030001	095	UT	CM	01/01/2021	306T3656	WC	FSS9895	E	CHEEVER SUSAN	05/17/2021	09/02/2021	22000005	14.68
AT7	15520	042	UT	CB	01/01/2021	306T3656	WC	FTA6034	E	HANNIFIN TIMOTHY	06/25/2021	09/02/2021	22000011	14.66
AT7	16110211	095	UT	CM	01/01/2021	306T3656	WC	FSS9213	E	LUKE LJESSOP	05/20/2021	09/23/2021	22000001	14.58
AT7	12790	095	UT	CM	01/01/2021	306T3656	WC	FTK7939	E	ROBINSON DATHON N	08/24/2021	09/10/2021	22000001	14.54
AT7	12600004	042	UT	CB	01/01/2021	306T3656	WC	FSS9274	M	WARD SHANE E	05/22/2021	08/11/2021	67750967	14.50
AT7	12600004	042	UT	CB	01/01/2021	306T3656	WC	FSS9274	M	WARD SHANE E	5/22/2021	8/25/2021	67762195	14.50
AT7	16690004	042	UT	CB	01/01/2021	306T3656	WC	FSS8764	M	CANDALOT KURT L	05/19/2021	09/01/2021	67767471	14.50
AT7	16140003	042	UT	CB	01/01/2019	306T3656	WC	FMP7200	E	RICKS CURTIS W	07/31/2019	08/19/2021	22000034	14.40
AT7	16140003	042	UT	CB	01/01/2019	306T3656	WC	FMP7200	E	RICKS CURTIS W	07/31/2019	08/26/2021	22000035	14.40
AT7	11520	095	UT	CM	01/01/2021	306T3656	WC	FTK3048	E	NEAL KCARROLL	07/27/2021	09/29/2021	22000001	14.35
AT7	17310003	095	UT	CM	01/01/2021	306T3656	WC	FSS7417	E	PULLMAN RICHARD K	05/12/2021	08/12/2021	22000004	14.34
AT7	14740003	042	UT	CB	01/01/2021	306T3656	WC	FTA3397	E	OBRAVY TANNER	06/11/2021	08/12/2021	22000007	14.34
AT7	16110211	095	UT	CM	01/01/2021	306T3656	WC	FSS8038	E	CHRISTIAN BURKELE	5/13/2021	8/19/2021	22000003	14.34
AT7	14740003	042	UT	CB	01/01/2021	306T3656	WC	FTA3397	E	OBRAVY TANNER	06/11/2021	09/10/2021	22000011	14.34
AT7	17870	095	UT	CM	01/01/2021	306T3656	WC	FSJ7845	E	ROCIO ESPITIA MAR	03/17/2021	08/19/2021	22000010	14.24
AT7	14480022030	095	UT	CM	01/01/2021	306T3656	WC	FTA4008	E	GUARACHA MEGAN	06/15/2021	09/02/2021	22000003	14.20
AT7	10310008	095	UT	CM	01/01/2021	306T3656	WC	FSJ8583	E	ZOLMAN LARRY W	03/26/2021	09/16/2021	22000009	14.20
AT7	16690019	095	UT	CM	01/01/2021	306T3656	WC	FSJ0259	E	WOOD MADISON	2/14/2021	8/19/2021	22000013	14.18
AT7	14190012	095	UT	CM	01/01/2021	306T3656	WC	FSJ0342	E	YATES CALVIN	02/08/2021	08/19/2021	22000006	14.13
AT7	16080001003	095	UT	CM	01/01/2021	306T3656	WC	FTK0308	E	BRASS SEAN	07/05/2021	08/25/2021	22000004	14.07
AT7	17870	095	UT	CM	01/01/2020	306T3656	WC	FQV6695	E	LOPEZ CRAYTHORNEL	10/13/2020	09/23/2021	22000003	14.07
AT7	13660003	042	UT	CB	01/01/2021	306T3656	WC	FSJ1480	E	WALDRON BRANDON	2/5/2021	8/19/2021	22000009	14.05
AT7	14190017	042	UT	CB	01/01/2021	306T3656	WC	FTA8041	E	LIDDELL LISA	07/02/2021	08/11/2021	22000002	14.04

CSS Worker's Compensation Disbursements
Aug 2021 - Sep 2021 - By Check Amount

Client Code	Organization Code	Adjusting Office	State	Claim Designator	Policy Effective Date	Policy Number	Line	Claim Number	Payment Type	Claimant Name	Loss Date	Charge Date	Check Number	Check Amount
AT7	14190017	042	UT	CB	01/01/2021	306T3656	WC	FTA8041	E	LIDDELL LISA	07/02/2021	08/11/2021	22000003	14.04
AT7	14190017	042	UT	CB	01/01/2021	306T3656	WC	FTA8041	E	LIDDELL LISA	7/2/2021	8/11/2021	22000004	14.04
AT7	14190017	042	UT	CB	01/01/2021	306T3656	WC	FTA8041	E	LIDDELL LISA	07/02/2021	08/18/2021	22000009	14.04
AT7	14190017	042	UT	CB	01/01/2021	306T3656	WC	FTA8041	E	LIDDELL LISA	07/02/2021	08/18/2021	22000010	14.04
AT7	14190017	042	UT	CB	01/01/2021	306T3656	WC	FTA8041	E	LIDDELL LISA	7/2/2021	8/25/2021	22000014	14.04
AT7	16080002001	042	UT	CB	01/01/2021	306T3656	WC	FTK0467	E	NICOLE SNELSON	5/4/2021	8/25/2021	22000003	14.04
AT7	14190017	042	UT	CB	01/01/2021	306T3656	WC	FTA8041	E	LIDDELL LISA	07/02/2021	09/01/2021	22000017	14.04
AT7	14190017	042	UT	CB	01/01/2021	306T3656	WC	FTA8041	E	LIDDELL LISA	07/02/2021	09/29/2021	22000025	14.04
AT7	16080003004	095	UT	CM	01/01/2021	306T3656	WC	FTA4069	E	WHEELER HIRAM	05/23/2021	09/02/2021	22000006	13.95
AT7	14050001004	095	UT	CM	01/01/2021	306T3656	WC	FTA9418	M	JAREN O'DRISCOLL	7/10/2021	8/25/2021	67762196	13.92
AT7	16080001004	095	UT	CM	01/01/2021	306T3656	WC	FTQ0619	M	ADAM BRANDT	08/26/2021	09/22/2021	67781764	13.92
AT7	13660003	042	UT	CB	01/01/2021	306T3656	WC	FTK9767	E	JENNIFER WEIGHT	08/27/2021	09/23/2021	22000004	13.83
AT7	15320023	042	UT	CB	01/01/2021	306T3656	WC	FSS8030	E	JOHNSON KAREN	5/14/2021	8/12/2021	22000029	13.82
AT7	11560003	042	UT	CB	01/01/2021	306T3656	WC	FRU8588	E	CREEK KELSIE	02/05/2021	08/05/2021	22000035	13.78
AT7	12230002007	042	UT	CB	01/01/2021	306T3656	WC	FTA0416	E	TESEN EDWARD	05/24/2021	08/05/2021	22000008	13.78
AT7	10610006	042	UT	CB	01/01/2021	306T3656	WC	FTK1113	E	MCWILLIAMS SHAUN	07/10/2021	08/12/2021	22000001	13.78
AT7	11450	042	UT	CB	01/01/2020	306T3656	WC	FPR7119	E	PHILLIPS JOHN	05/12/2020	08/19/2021	22000041	13.78
AT7	13580	042	UT	CB	01/01/2021	306T3656	WC	FRU2531	E	NAKAI RITA	01/05/2021	08/19/2021	22000034	13.78
AT7	12230001041	095	UT	CM	01/01/2021	306T3656	WC	FTA4495	E	CAIDA BOWEN	6/16/2021	8/26/2021	22000002	13.78
AT7	11450	042	UT	CB	01/01/2020	306T3656	WC	FPR7119	E	PHILLIPS JOHN	05/12/2020	09/23/2021	22000043	13.78
AT7	14390002	042	UT	CB	01/01/2021	306T3656	WC	FTA4201	E	HADLOCK NICOLE	06/15/2021	09/23/2021	22000007	13.78
AT7	15610015003	042	UT	CB	01/01/2021	306T3656	WC	FTA7023	E	ADAMS ZACHARY K	06/30/2021	09/23/2021	22000008	13.78
AT7	12790	095	UT	CM	01/01/2021	306T3656	WC	FTK7939	E	ROBINSON DATHON N	08/24/2021	09/23/2021	22000002	13.78
AT7	14580010	042	UT	CB	01/01/2021	306T3656	WC	FSS1511	E	PUMMELL KEVIN	03/30/2021	09/30/2021	22000017	13.78
AT7	15610015003	042	UT	CB	01/01/2021	306T3656	WC	FTA7023	E	ADAMS ZACHARY K	06/30/2021	08/12/2021	22000004	13.75
AT7	16080003004	095	UT	CM	01/01/2021	306T3656	WC	FTA0864	E	THO TUA	05/27/2021	08/05/2021	22000011	13.71
AT7	16080003004	095	UT	CM	01/01/2021	306T3656	WC	FTA0864	E	THO TUA	05/27/2021	08/19/2021	22000013	13.71
AT7	16080001003	095	UT	CM	01/01/2021	306T3656	WC	FTK0308	E	BRASS SEAN	07/05/2021	09/10/2021	22000006	13.63
AT7	16110500	042	UT	CB	01/01/2021	306T3656	WC	FTK5361	M	MITCHELL RKENDRIC	08/11/2021	08/26/2021	2276876	13.59
AT7	13980005	042	UT	CB	01/01/2020	306T3656	WC	FPD4243	E	MAYBERRY SHANE	2/21/2020	8/26/2021	22000064	13.55
AT7	14480007011	095	UT	CM	01/01/2021	306T3656	WC	FTK7728	E	HOYAL PAULA	08/20/2021	09/16/2021	22000002	13.54
AT7	16080001003	042	UT	CB	01/01/2021	306T3656	WC	FTK3625	E	O'HARRA GORDON	07/15/2021	09/29/2021	22000006	13.54
AT7	16080001003	042	UT	CB	01/01/2021	306T3656	WC	FTK3625	E	O'HARRA GORDON	07/15/2021	09/29/2021	22000007	13.54
AT7	16080001005	042	UT	CB	01/01/2021	306T3656	WC	FSJ4797	E	ALLEN CATHERINE	02/19/2021	08/12/2021	22000022	13.50
AT7	12360001	042	UT	CB	01/01/2021	306T3656	WC	FTK5938	E	GARCIA RODRIGO	08/12/2021	09/16/2021	22000002	13.46
AT7	13020008	095	UT	CM	01/01/2021	306T3656	WC	FSS7646	E	CARPENTER LANCE	04/22/2021	09/02/2021	22000002	13.44
AT7	14480022034	095	UT	CM	01/01/2021	306T3656	WC	FSS6984	E	CLUFF COREY	05/08/2021	09/30/2021	22000002	13.44
AT7	15530004	042	UT	CB	01/01/2020	306T3656	WC	FQV6644	E	NYMAN JOANN	10/13/2020	09/02/2021	22000041	13.42
AT7	15530004	042	UT	CB	01/01/2020	306T3656	WC	FQV6644	E	NYMAN JOANN	10/13/2020	09/16/2021	22000043	13.42

CSS Worker's Compensation Disbursements
Aug 2021 - Sep 2021 - By Check Amount

Client Code	Organization Code	Adjusting Office	State	Claim Designator	Policy Effective Date	Policy Number	Line	Claim Number	Payment Type	Claimant Name	Loss Date	Charge Date	Check Number	Check Amount
AT7	16080003004	095	UT	CM	01/01/2021	306T3656	WC	FTA4069	E	WHEELER HIRAM	05/23/2021	09/23/2021	22000008	13.41
AT7	16110510	042	UT	CB	01/01/2017	306T3656	WC	FBG6523	E	HUMPHRIES JANA E	11/28/2017	09/23/2021	22000151	13.38
AT7	17750	042	UT	CB	01/01/2021	306T3656	WC	FSS3108	E	STEPHENSON MARK	03/16/2021	09/10/2021	22000022	13.22
AT7	14190012	042	UT	CB	01/01/2021	306T3656	WC	FRU6257	E	MILLER DARIN	01/12/2021	09/22/2021	22000049	13.20
AT7	10610006	042	UT	CB	01/01/2021	306T3656	WC	FTK1113	E	MCWILLIAMS SHAUN	07/10/2021	09/02/2021	22000005	13.10
AT7	10610006	042	UT	CB	01/01/2021	306T3656	WC	FTK1113	E	MCWILLIAMS SHAUN	07/10/2021	09/02/2021	22000006	13.10
AT7	16080001003	042	UT	CB	01/01/2021	306T3656	WC	FTK3625	E	O'HARRA GORDON	07/15/2021	09/09/2021	22000004	13.10
AT7	10610006	042	UT	CB	01/01/2021	306T3656	WC	FTK1113	E	MCWILLIAMS SHAUN	07/10/2021	09/15/2021	22000008	13.10
AT7	16080003004	095	UT	CM	01/01/2021	306T3656	WC	FTA0864	E	THO TUA	05/27/2021	09/02/2021	22000015	13.05
AT7	16080001003	095	UT	CM	01/01/2021	306T3656	WC	FTA9307	E	STEPHENS BANNING	07/13/2021	09/23/2021	22000004	13.05
AT7	10610006	042	UT	CB	01/01/2021	306T3656	WC	FTK1113	E	MCWILLIAMS SHAUN	07/10/2021	09/15/2021	22000009	12.94
AT7	10610006	042	UT	CB	01/01/2021	306T3656	WC	FTK1113	E	MCWILLIAMS SHAUN	07/10/2021	09/22/2021	22000010	12.94
AT7	16080001001	042	UT	CB	01/01/2021	306T3656	WC	FSJ0221	E	LATHEN WESLEY	02/15/2021	08/05/2021	22000024	12.84
AT7	14680011	095	UT	CM	01/01/2021	306T3656	WC	FTA5494	E	FAULKNER JOSH	06/18/2021	09/30/2021	22000007	12.76
AT7	14580	042	UT	CB	01/01/1990	306T4813	WC	A4J7033	E	OAKS EDWIN	08/08/1990	08/19/2021	22000158	12.71
AT7	13270	042	UT	CB	01/01/1998	306T4813	WC	A4J7016	E	BIRD TRACY	07/25/1998	09/10/2021	22000178	12.71
AT7	13270	042	UT	CB	01/01/1998	306T4813	WC	A4J7016	E	BIRD TRACY	07/25/1998	09/10/2021	22000179	12.71
AT7	14640012	042	UT	CB	01/01/2021	306T3656	WC	FTA9932	E	SCOVIL AMARIA	07/12/2021	09/30/2021	22000008	12.70
AT7	14640024	042	UT	CB	01/01/2021	306T3656	WC	FRU7752	E	SABEY CHRIS C	2/3/2021	8/12/2021	22000024	12.63
AT7	16080001003	042	UT	CB	01/01/2021	306T3656	WC	FTK3625	E	O'HARRA GORDON	07/15/2021	09/02/2021	22000003	12.63
AT7	15320023	042	UT	CB	01/01/2021	306T3656	WC	FSS8030	E	JOHNSON KAREN	05/14/2021	08/05/2021	22000023	12.60
AT7	15320023	042	UT	CB	01/01/2021	306T3656	WC	FSS8030	E	JOHNSON KAREN	5/14/2021	8/5/2021	22000025	12.60
AT7	14190012	042	UT	CB	01/01/2021	306T3656	WC	FRU6257	E	MILLER DARIN	01/12/2021	09/09/2021	22000048	12.58
AT7	16080001003	042	UT	CB	01/01/2021	306T3656	WC	FSS8238	E	BEVAN JENNIFER	5/18/2021	8/5/2021	22000007	12.56
AT7	16690019	042	UT	CB	01/01/2021	306T3656	WC	FSJ9843	E	PERKINS GLENNARAE	4/2/2021	8/19/2021	22000020	12.56
AT7	16080001003	042	UT	CB	01/01/2021	306T3656	WC	FTA1104	E	WEBB ADAM	5/24/2021	8/26/2021	22000011	12.54
AT7	13900	042	UT	CB	01/01/2021	306T3656	WC	FSJ3306	M	BERRYHILL LORRAIN	3/2/2021	8/18/2021	67755908	12.53
AT7	13660003	042	UT	CB	01/01/2021	306T3656	WC	FSS6588	E	ROBERTSON TAYLOR	05/09/2021	08/05/2021	22000012	12.52
AT7	12230002007	042	UT	CB	01/01/2021	306T3656	WC	FTA0416	E	TESEN EDWARD	05/24/2021	08/05/2021	22000006	12.52
AT7	12230002007	042	UT	CB	01/01/2021	306T3656	WC	FTA0416	E	TESEN EDWARD	05/24/2021	08/05/2021	22000007	12.52
AT7	12230002007	042	UT	CB	01/01/2021	306T3656	WC	FTA0416	E	TESEN EDWARD	5/24/2021	8/5/2021	22000010	12.52
AT7	12230002007	042	UT	CB	01/01/2021	306T3656	WC	FTA0416	E	TESEN EDWARD	05/24/2021	08/12/2021	22000014	12.52
AT7	14480007011	042	UT	CB	01/01/2021	306T3656	WC	FSJ3387	E	NGUYEN LE	3/2/2021	8/19/2021	22000019	12.52
AT7	12230002007	042	UT	CB	01/01/2021	306T3656	WC	FTA0416	E	TESEN EDWARD	05/24/2021	08/26/2021	22000016	12.52
AT7	12230002007	042	UT	CB	01/01/2021	306T3656	WC	FTA0416	E	TESEN EDWARD	05/24/2021	08/26/2021	22000018	12.52
AT7	12230002007	042	UT	CB	01/01/2021	306T3656	WC	FTA0416	E	TESEN EDWARD	05/24/2021	08/26/2021	22000019	12.52
AT7	14480007011	042	UT	CB	01/01/2021	306T3656	WC	FSJ3387	E	NGUYEN LE	03/02/2021	09/02/2021	22000020	12.52
AT7	14480007011	042	UT	CB	01/01/2021	306T3656	WC	FSJ3387	E	NGUYEN LE	03/02/2021	09/02/2021	22000021	12.52
AT7	14050001001	042	UT	CB	01/01/2021	306T3656	WC	FTA7813	M	CRNICH ANDY S	7/2/2021	8/25/2021	67762193	12.48

CSS Worker's Compensation Disbursements
Aug 2021 - Sep 2021 - By Check Amount

Client Code	Organization Code	Adjusting Office	State	Claim Designator	Policy Effective Date	Policy Number	Line	Claim Number	Payment Type	Claimant Name	Loss Date	Charge Date	Check Number	Check Amount
AT7	11830004	042	UT	CB	01/01/2020	306T3656	WC	FQV9711	M	MITCHELL TROY V	10/08/2020	09/29/2021	67787424	12.48
AT7	13650003	095	UT	CM	01/01/2021	306T3656	WC	FTA8157	E	RUSSELL WOODLAND	07/06/2021	08/19/2021	22000001	12.44
AT7	12960001	095	UT	CM	01/01/2021	306T3656	WC	FTK3987	E	GODFREY JEREMY	08/03/2021	09/02/2021	22000001	12.44
AT7	14190012	095	UT	CM	01/01/2021	306T3656	WC	FTK7206	E	DAVID COLLINS	08/16/2021	09/30/2021	22000002	12.44
AT7	12230002007	042	UT	CB	01/01/2021	306T3656	WC	FTA0416	E	TESEN EDWARD	05/24/2021	08/05/2021	22000011	12.43
AT7	12230002007	042	UT	CB	01/01/2021	306T3656	WC	FTA0416	E	TESEN EDWARD	05/24/2021	08/05/2021	22000012	12.43
AT7	12230002007	042	UT	CB	01/01/2021	306T3656	WC	FTA0416	E	TESEN EDWARD	05/24/2021	08/19/2021	22000015	12.43
AT7	14640012	042	UT	CB	01/01/2021	306T3656	WC	FTA9932	E	AMARIA SCOVIL	7/12/2021	8/26/2021	22000002	12.43
AT7	15610015003	042	UT	CB	01/01/2021	306T3656	WC	FTA7023	E	ADAMS ZACHARY K	06/30/2021	09/23/2021	22000009	12.43
AT7	12230004019	042	UT	CB	01/01/2021	306T3656	WC	FRU7894	E	COOK DARIN	2/3/2021	8/5/2021	22000022	12.33
AT7	12230004019	042	UT	CB	01/01/2021	306T3656	WC	FRU7894	E	COOK DARIN	02/03/2021	08/12/2021	22000023	12.33
AT7	15320023	042	UT	CB	01/01/2021	306T3656	WC	FSS8030	E	JOHNSON KAREN	5/14/2021	8/19/2021	22000031	12.33
AT7	12230004019	042	UT	CB	01/01/2021	306T3656	WC	FRU7894	E	COOK DARIN	2/3/2021	8/26/2021	22000025	12.33
AT7	12230004019	042	UT	CB	01/01/2021	306T3656	WC	FRU7894	E	COOK DARIN	02/03/2021	09/30/2021	22000027	12.33
AT7	12230004019	042	UT	CB	01/01/2021	306T3656	WC	FRU7894	E	COOK DARIN	02/03/2021	09/30/2021	22000028	12.33
AT7	12230004019	042	UT	CB	01/01/2021	306T3656	WC	FRU7894	E	COOK DARIN	02/03/2021	09/30/2021	22000029	12.33
AT7	12230004019	042	UT	CB	01/01/2021	306T3656	WC	FRU7894	E	COOK DARIN	02/03/2021	09/30/2021	22000030	12.33
AT7	13030	042	UT	CB	01/01/2020	306T3656	WC	FQM2193	E	VANBEEKUM RON	08/02/2020	09/10/2021	22000048	12.27
AT7	14480007011	042	UT	CB	01/01/2019	306T3656	WC	FMX3723	E	JONES LAURIE	10/03/2019	09/16/2021	22000072	12.24
AT7	14480007011	042	UT	CB	01/01/2019	306T3656	WC	FMX3723	E	JONES LAURIE	10/03/2019	09/16/2021	22000073	12.24
AT7	13980007	042	UT	CB	01/01/2021	306T3656	WC	FSS5718	E	COATES JENNY	05/03/2021	09/23/2021	22000016	12.24
AT7	10750005	095	UT	CM	01/01/2021	306T3656	WC	FTK0739	E	RODRIGUEZ ADDISON	07/20/2021	09/16/2021	22000005	12.20
AT7	14190007	042	UT	CB	01/01/2015	306T3656	WC	EZP3959	E	COBB CALVIN	02/04/2015	08/26/2021	22000084	12.05
AT7	17080	042	UT	CB	01/01/2021	306T3656	WC	FTA3715	E	PARRISH GREG	06/03/2021	09/16/2021	22000006	12.03
AT7	12690002	042	UT	CB	01/01/2021	306T3656	WC	FSS2485	E	MORROW JOSHUA	4/18/2021	8/26/2021	22000014	12.01
AT7	14190013	042	UT	CB	01/01/2020	306T3656	WC	FQV6752	E	MAGLEBY TIFFANY	09/23/2020	09/02/2021	22000020	12.01
AT7	14640024	042	UT	CB	01/01/2021	306T3656	WC	FRU7752	E	SABEY CHRIS C	02/03/2021	08/12/2021	22000025	11.92
AT7	10480009	095	UT	CM	01/01/2021	306T3656	WC	FTK0436	E	TODD LAURITSEN	7/8/2021	8/19/2021	22000001	11.82
AT7	14640024	042	UT	CB	01/01/2021	306T3656	WC	FRU7752	E	SABEY CHRIS C	2/3/2021	8/5/2021	22000021	11.81
AT7	14640024	042	UT	CB	01/01/2021	306T3656	WC	FRU7752	E	SABEY CHRIS C	02/03/2021	08/05/2021	22000022	11.81
AT7	14640024	042	UT	CB	01/01/2021	306T3656	WC	FRU7752	E	SABEY CHRIS C	02/03/2021	08/19/2021	22000026	11.81
AT7	14640024	042	UT	CB	01/01/2021	306T3656	WC	FRU7752	E	SABEY CHRIS C	2/3/2021	8/26/2021	22000027	11.81
AT7	14640024	042	UT	CB	01/01/2021	306T3656	WC	FRU7752	E	SABEY CHRIS C	02/03/2021	09/02/2021	22000028	11.81
AT7	16140003	042	UT	CB	01/01/2019	306T3656	WC	FMP7200	E	RICKS CURTIS W	07/31/2019	09/30/2021	22000036	11.76
AT7	15610015003	042	UT	CB	01/01/2021	306T3656	WC	FTA7023	M	ADAMS ZACHARY K	06/30/2021	08/18/2021	67756270	11.70
AT7	14050001001	042	UT	CB	01/01/2021	306T3656	WC	FTA7813	E	CRNICH ANDY S	7/2/2021	8/26/2021	22000014	11.63
AT7	14050001001	042	UT	CB	01/01/2021	306T3656	WC	FTA7813	E	CRNICH ANDY S	07/02/2021	09/02/2021	22000016	11.63
AT7	14050001001	042	UT	CB	01/01/2021	306T3656	WC	FTA7813	E	CRNICH ANDY S	07/02/2021	09/30/2021	22000018	11.63
AT7	14640019	042	UT	CB	01/01/2021	306T3656	WC	FTA9145	M	GOODE JOSHUA	07/11/2021	09/29/2021	67786973	11.60

CSS Worker's Compensation Disbursements
Aug 2021 - Sep 2021 - By Check Amount

Client Code	Organization Code	Adjusting Office	State	Claim Designator	Policy Effective Date	Policy Number	Line	Claim Number	Payment Type	Claimant Name	Loss Date	Charge Date	Check Number	Check Amount
AT7	11220	095	UT	CM	01/01/2021	306T3656	WC	FTA8866	E	WAHLBERG DENNIS	07/10/2021	09/30/2021	22000003	11.59
AT7	13980006004	095	UT	CM	01/01/2021	306T3656	WC	FTK5492	E	TRISTAN JOHNSON	08/11/2021	09/30/2021	22000003	11.58
AT7	15610015003	042	UT	CB	01/01/2021	306T3656	WC	FTK7667	E	JORGE AMORALES	08/20/2021	09/30/2021	22000004	11.58
AT7	16690019	095	UT	CM	01/01/2021	306T3656	WC	FSJ0259	E	WOOD MADISON	02/14/2021	09/23/2021	22000016	11.53
AT7	13900	042	UT	CB	01/01/2021	306T3656	WC	FSJ3306	E	BERRYHILL LORRAIN	03/02/2021	09/10/2021	22000020	11.52
AT7	10610006	042	UT	CB	01/01/2021	306T3656	WC	FTK1113	E	MCWILLIAMS SHAUN	07/10/2021	09/02/2021	22000004	11.51
AT7	16140003	042	UT	CB	01/01/2021	306T3656	WC	FSS0753	E	NELSON JEREMY M	4/7/2021	8/5/2021	22000009	11.49
AT7	16140003	042	UT	CB	01/01/2021	306T3656	WC	FSS0753	E	NELSON JEREMY M	4/7/2021	8/5/2021	22000010	11.49
AT7	10810002	095	UT	CM	01/01/2021	306T3656	WC	FTK6282	E	MEUNRATH SISAVANH	08/13/2021	09/02/2021	22000002	11.48
AT7	13660003	042	UT	CB	01/01/2021	306T3656	WC	FSJ1480	E	WALDRON BRANDON	02/05/2021	09/30/2021	22000011	11.48
AT7	12960001	042	UT	CB	01/01/2021	306T3656	WC	FTK8865	E	JEREMY GODFREY	08/26/2021	09/23/2021	22000001	11.39
AT7	15320023	042	UT	CB	01/01/2021	306T3656	WC	FSS8030	E	JOHNSON KAREN	05/14/2021	08/05/2021	22000027	11.36
AT7	11460	042	UT	CB	01/01/2020	306T3656	WC	FPD1532	E	HONE BRENT	02/11/2020	09/01/2021	22000111	11.19
AT7	11200002	042	UT	CB	01/01/2021	306T3656	WC	FSJ9382	E	CARVER KERRY	4/1/2021	8/26/2021	22000009	11.15
AT7	16080001001	042	UT	CB	01/01/2021	306T3656	WC	FSJ0221	M	LATHEN WESLEY	02/15/2021	08/25/2021	67762155	11.14
AT7	16080001001	042	UT	CB	01/01/2021	306T3656	WC	FSJ0221	E	LATHEN WESLEY	2/15/2021	8/26/2021	22000025	11.00
AT7	11520	042	UT	CB	01/01/2021	306T3656	WC	FTA5885	E	NELSON GREG	6/23/2021	8/26/2021	22000001	10.94
AT7	12960008	042	UT	CB	01/01/2021	306T3656	WC	FTK4420	E	OLESON PAUL	08/01/2021	09/02/2021	22000001	10.94
AT7	16080001003	095	UT	CM	01/01/2021	306T3656	WC	FTA9307	E	STEPHENS BANNING	07/13/2021	09/02/2021	22000003	10.89
AT7	14190012	095	UT	CM	01/01/2021	306T3656	WC	FTK7206	E	DAVID COLLINS	08/16/2021	09/30/2021	22000001	10.89
AT7	14190021	095	UT	CM	01/01/2021	306T3656	WC	FTQ2099	E	LINDSAY CRICLOW	08/18/2021	09/30/2021	22000001	10.89
AT7	16110211	042	UT	CB	01/01/2021	306T3656	WC	FSS8679	M	IVERSON DOUGLAS J	05/19/2021	08/04/2021	67745396	10.88
AT7	12960008	042	UT	CB	01/01/2021	306T3656	WC	FTK4420	M	OLESON PAUL	08/01/2021	09/01/2021	67767437	10.79
AT7	14190017	042	UT	CB	01/01/2021	306T3656	WC	FTA8041	E	LIDDELL LISA	07/02/2021	09/23/2021	22000024	10.78
AT7	13980005	042	UT	CB	01/01/2020	306T3656	WC	FPD4243	E	MAYBERRY SHANE	02/21/2020	08/05/2021	22000063	10.74
AT7	10310002	042	UT	CB	01/01/2021	306T3656	WC	FTK7818	E	ALLRED LIESL K	08/20/2021	09/02/2021	22000001	10.73
AT7	17310002	042	UT	CB	01/01/2020	306T3656	WC	FRP3300	M	HOBBS WILLIAM	11/13/2020	8/4/2021	33003701	10.70
AT7	16080001005	042	UT	CB	01/01/2021	306T3656	WC	FSJ4797	M	ALLEN CATHERINE	02/19/2021	08/04/2021	33005472	10.70
AT7	15750	042	UT	CB	01/01/2007	306T3656	WC	CAU6403	M	NEWSOME PAUL	8/6/2007	8/11/2021	33016096	10.70
AT7	14680008	042	UT	CB	01/01/2020	306T3656	WC	FRP6047	M	DAVIS GLENN	11/30/2020	08/11/2021	33024313	10.70
AT7	15530004	042	UT	CB	01/01/2020	306T3656	WC	FQV6644	M	NYMAN JOANN	10/13/2020	08/25/2021	33068757	10.70
AT7	14480007011	042	UT	CB	01/01/2021	306T3656	WC	FSJ3387	M	NGUYEN LE	03/02/2021	08/25/2021	33072649	10.70
AT7	16110440	042	UT	CB	01/01/2021	306T3656	WC	FRU5506	M	ELLSWORTH MICHAEL	01/22/2021	09/01/2021	33094969	10.70
AT7	12960008	042	UT	CB	01/01/2021	306T3656	WC	FTK4420	M	OLESON PAUL	08/01/2021	09/01/2021	33103935	10.70
AT7	14480007011	042	UT	CB	01/01/2021	306T3656	WC	FSJ3387	M	NGUYEN LE	03/02/2021	09/09/2021	33117276	10.70
AT7	10550	042	UT	CB	01/01/2021	306T3656	WC	FSJ6695	M	LOFLEY KEITH	03/17/2021	09/09/2021	33117862	10.70
AT7	16080001005	042	UT	CB	01/01/2021	306T3656	WC	FSJ4797	M	ALLEN CATHERINE	02/19/2021	09/15/2021	33140217	10.70
AT7	14740003	042	UT	CB	01/01/2021	306T3656	WC	FTA3397	M	OBRAVY TANNER	06/11/2021	09/15/2021	33143381	10.70
AT7	12360001	042	UT	CB	01/01/2021	306T3656	WC	FTK5938	M	GARCIA RODRIGO	08/12/2021	09/15/2021	33148214	10.70

CSS Worker's Compensation Disbursements
Aug 2021 - Sep 2021 - By Check Amount

Client Code	Organization Code	Adjusting Office	State	Claim Designator	Policy Effective Date	Policy Number	Line	Claim Number	Payment Type	Claimant Name	Loss Date	Charge Date	Check Number	Check Amount
AT7	12690002	042	UT	CB	01/01/2021	306T3656	WC	FSS2485	M	MORROW JOSHUA	04/18/2021	09/22/2021	33161736	10.70
AT7	14640019	042	UT	CB	01/01/2021	306T3656	WC	FTA9145	M	GOODE JOSHUA	07/11/2021	09/22/2021	33169933	10.70
AT7	11460	042	UT	CB	01/01/2020	306T3656	WC	FPD1532	M	HONE BRENT	02/11/2020	09/29/2021	33176306	10.70
AT7	16080003002	042	UT	CB	01/01/2021	306T3656	WC	FTK6222	E	CHET ELLIS	07/07/2021	09/16/2021	22000001	10.63
AT7	14480007011	042	UT	CB	01/01/2019	306T3656	WC	FMX3723	E	JONES LAURIE	10/03/2019	09/23/2021	22000074	10.62
AT7	14480007012	042	UT	CB	01/01/2020	306T3656	WC	FQV9028	E	ROBINSON ZAC	10/21/2020	09/23/2021	22000057	10.62
AT7	14480007012	042	UT	CB	01/01/2020	306T3656	WC	FQV9028	E	ROBINSON ZAC	10/21/2020	09/23/2021	22000058	10.62
AT7	16080001003	042	UT	CB	01/01/2021	306T3656	WC	FTA1104	E	WEBB ADAM	05/24/2021	09/23/2021	22000012	10.50
AT7	11490021	042	UT	CB	01/01/2020	306T3656	WC	FRP1340	E	WYATT BRENDA	11/03/2020	08/12/2021	22000004	10.43
AT7	13660003	042	UT	CB	01/01/2021	306T3656	WC	FTK9767	E	JENNIFER WEIGHT	08/27/2021	09/30/2021	22000007	10.40
AT7	16110111	095	UT	CM	01/01/2021	306T3656	WC	FTK4098	E	CROTHERS KRISTEEN	08/02/2021	09/23/2021	22000002	10.36
AT7	16110211	042	UT	CB	01/01/2021	306T3656	WC	FTK0277	M	GRACIA LIONEL R	07/16/2021	09/16/2021	2282818	10.30
AT7		095	UT	CM	01/01/2021	306T3656	WC	FTK4591	E	JACKIE WILSON	07/26/2021	08/26/2021	22000001	10.27
AT7	16080001003	095	UT	CM	01/01/2021	306T3656	WC	FTA0728	E	NIELSEN THOMAS	05/16/2021	08/12/2021	22000009	10.22
AT7	16080003004	095	UT	CM	01/01/2021	306T3656	WC	FTA4069	E	WHEELER HIRAM	5/23/2021	8/12/2021	22000004	10.22
AT7	17950	042	UT	CB	01/01/2021	306T3656	WC	FTA4034	E	STEWART KEVIN	06/10/2021	08/19/2021	22000007	10.22
AT7	16080002001	042	UT	CB	01/01/2021	306T3656	WC	FTK0467	E	NICOLE SNELSON	5/4/2021	8/19/2021	22000002	10.22
AT7	16080003004	095	UT	CM	01/01/2021	306T3656	WC	FTA0864	E	THO TUA	5/27/2021	8/26/2021	22000014	10.22
AT7	16080001003	095	UT	CM	01/01/2021	306T3656	WC	FTK3697	E	AARON WOOD	7/20/2021	8/26/2021	22000002	10.22
AT7	16080001003	095	UT	CM	01/01/2021	306T3656	WC	FTK3697	E	AARON WOOD	7/20/2021	8/26/2021	22000003	10.22
AT7	16080001005	042	UT	CB	01/01/2021	306T3656	WC	FSJ4797	E	ALLEN CATHERINE	02/19/2021	09/02/2021	22000026	10.22
AT7	16080003001	095	UT	CM	01/01/2021	306T3656	WC	FTK6546	E	JEMMETT MIKE	07/07/2021	09/02/2021	22000002	10.22
AT7	16080003001	095	UT	CM	01/01/2021	306T3656	WC	FTK6546	E	JEMMETT MIKE	07/07/2021	09/02/2021	22000003	10.22
AT7	16080001003	095	UT	CM	01/01/2021	306T3656	WC	FTK0308	E	BRASS SEAN	07/05/2021	09/10/2021	22000005	10.22
AT7	16080001003	095	UT	CM	01/01/2021	306T3656	WC	FTA9307	E	STEPHENS BANNING	07/13/2021	09/30/2021	22000008	10.22
AT7	16080001003	042	UT	CB	01/01/2021	306T3656	WC	FTA1104	E	WEBB ADAM	05/24/2021	08/05/2021	22000009	10.17
AT7	17080	042	UT	CB	01/01/2021	306T3656	WC	FTA3715	E	PARRISH GREG	06/03/2021	08/12/2021	22000002	10.17
AT7	12360004	042	UT	CB	01/01/2019	306T3656	WC	FN0465	E	KESLER BRODY G	12/17/2019	09/23/2021	22000013	10.17
AT7	16080001001	095	UT	CM	01/01/2021	306T3656	WC	FSJ3489	E	BOGENSCHUTZ NATHA	03/02/2021	09/23/2021	22000016	10.17
AT7	16080001005	042	UT	CB	01/01/2021	306T3656	WC	FSJ4797	E	ALLEN CATHERINE	02/19/2021	09/30/2021	22000029	10.17
AT7	16080001005	042	UT	CB	01/01/2021	306T3656	WC	FSJ4797	E	ALLEN CATHERINE	02/19/2021	09/30/2021	22000030	10.17
AT7	16110211	095	UT	CM	01/01/2021	306T3656	WC	FSS9213	M	LUKE LJESSOP	05/20/2021	09/22/2021	67782240	10.14
AT7	14190017	042	UT	CB	01/01/2021	306T3656	WC	FTA8041	E	LIDDELL LISA	07/02/2021	08/26/2021	22000016	10.03
AT7	16110111	095	UT	CM	01/01/2021	306T3656	WC	FTK4098	E	CROTHERS KRISTEEN	08/02/2021	09/15/2021	22000001	9.89
AT7	11490026	095	UT	CM	01/01/2021	306T3656	WC	FTA0287	E	BELL CARRI R	01/13/2021	09/02/2021	22000002	9.86
AT7	16690019	042	UT	CB	01/01/2021	306T3656	WC	FSJ9843	E	PERKINS GLENNARAE	04/02/2021	09/15/2021	22000021	9.81
AT7	10310002	042	UT	CB	01/01/2021	306T3656	WC	FTK7818	M	ALLRED LIESL K	08/20/2021	09/09/2021	67772302	9.80
AT7	13900	042	UT	CB	01/01/2021	306T3656	WC	FSJ3306	E	BERRYHILL LORRAIN	03/02/2021	08/12/2021	22000014	9.75
AT7	10810002	095	UT	CM	01/01/2021	306T3656	WC	FTK6282	E	MEUNRATH SISAVANH	08/13/2021	09/02/2021	22000003	9.69

**CSS Worker's Compensation Disbursements
Aug 2021 - Sep 2021 - By Check Amount**

Client Code	Organization Code	Adjusting Office	State	Claim Designator	Policy Effective Date	Policy Number	Line	Claim Number	Payment Type	Claimant Name	Loss Date	Charge Date	Check Number	Check Amount
AT7	17950	095	UT	CM	01/01/2021	306T3656	WC	FTK4591	E	WILSON JACKIE	07/26/2021	09/02/2021	22000003	9.64
AT7	13660002004	095	UT	CM	01/01/2021	306T3656	WC	FTA3464	E	HEATON KIRK	06/09/2021	09/10/2021	22000008	9.64
AT7	10310002	042	UT	CB	01/01/2021	306T3656	WC	FTK7818	E	ALLRED LIESL K	08/20/2021	09/16/2021	22000008	9.64
AT7	13660003	042	UT	CB	01/01/2021	306T3656	WC	FTK9767	E	JENNIFER WEIGHT	08/27/2021	09/30/2021	22000006	9.64
AT7	16110000	042	UT	CB	01/01/2021	306T3656	WC	FSS1993	E	DAY DALLAS W	04/13/2021	08/18/2021	22000006	9.54
AT7	16110211	095	UT	CM	01/01/2021	306T3656	WC	FSS8790	E	CABERO JOSE E	05/20/2021	09/01/2021	22000002	9.54
AT7	10810002	095	UT	CM	01/01/2021	306T3656	WC	FTK6282	E	MEUNRATH SISAVANH	08/13/2021	09/02/2021	22000001	9.54
AT7	15320001	095	UT	CM	01/01/2021	306T3656	WC	FSS3931	E	CLARK TRAVIS W	04/20/2021	08/18/2021	22000010	9.53
AT7	10310002	042	UT	CB	01/01/2021	306T3656	WC	FTK7818	E	ALLRED LIESL K	08/20/2021	09/02/2021	22000002	9.48
AT7	10310002	042	UT	CB	01/01/2021	306T3656	WC	FTK7818	E	ALLRED LIESL K	08/20/2021	09/30/2021	22000011	9.48
AT7	13900	042	UT	CB	01/01/2021	306T3656	WC	FJ3306	E	BERRYHILL LORRAIN	3/2/2021	8/19/2021	22000016	9.38
AT7	15610015003	042	UT	CB	01/01/2021	306T3656	WC	FTA7023	E	ADAMS ZACHARY K	06/30/2021	08/19/2021	22000007	9.35
AT7	16080001001	042	UT	CB	01/01/2012	306T3656	WC	F9X1712	E	O'HARRA GORDON	02/17/2012	09/02/2021	22000013	9.32
AT7	12740	095	UT	CM	01/01/2021	306T3656	WC	FSJ8905	E	ELWOOD RODNEY L	03/30/2021	08/18/2021	22000001	9.27
AT7	12600004	042	UT	CB	01/01/2021	306T3656	WC	FSS9274	E	WARD SHANE E	05/22/2021	09/15/2021	22000013	9.27
AT7	14740003	095	UT	CM	01/01/2021	306T3656	WC	FTA0759	E	LEONARD LAYNE	05/24/2021	09/15/2021	22000004	9.27
AT7	15610014	095	UT	CM	01/01/2021	306T3656	WC	FTA1329	E	SPANN MARY	06/02/2021	09/15/2021	22000002	9.27
AT7	11030002	095	UT	CM	01/01/2021	306T3656	WC	FTA7326	E	SANTIAGO DAVID	06/30/2021	09/15/2021	22000001	9.27
AT7	17870	095	UT	CM	01/01/2020	306T3656	WC	FQV6695	M	LOPEZ CRAYTHORNEL	10/13/2020	09/22/2021	67782240	9.24
AT7	11640005	042	UT	CB	01/01/2012	306T3656	WC	ETX7968	E	HATCH MICHAEL J	07/06/2012	09/10/2021	22000009	9.20
AT7	15610015003	042	UT	CB	01/01/2021	306T3656	WC	FTA7023	E	ADAMS ZACHARY K	06/30/2021	09/30/2021	22000010	9.14
AT7	10310002	042	UT	CB	01/01/2021	306T3656	WC	FTK7818	E	ALLRED LIESL K	08/20/2021	09/10/2021	22000006	9.05
AT7	16080003002	042	UT	CB	01/01/2021	306T3656	WC	FTK6222	M	CHET ELLIS	07/07/2021	09/15/2021	67776884	9.05
AT7	13750003	042	UT	CB	01/01/2020	306T3656	WC	FRU1857	E	MATTSON JUSTIN	12/28/2020	08/02/2021	22000020	9.00
AT7	14500002	042	UT	CB	01/01/2021	306T3656	WC	FSS9523	E	WOLFGRAMM SIONE F	5/24/2021	8/2/2021	22000005	9.00
AT7	13500004	042	UT	CB	01/01/2020	306T3656	WC	FNR4855	E	MAY ELAINE	01/13/2020	08/03/2021	22000055	9.00
AT7	14500002	042	UT	CB	01/01/2021	306T3656	WC	FSS9523	E	WOLFGRAMM SIONE F	5/24/2021	8/3/2021	22000006	9.00
AT7	14680011	095	UT	CM	01/01/2021	306T3656	WC	FTA5494	E	FAULKNER JOSH	06/18/2021	08/03/2021	22000003	9.00
AT7	12860	042	UT	CB	01/01/2018	306T3656	WC	FDN0608	E	KRAMER CHAD	6/15/2018	8/4/2021	22000015	9.00
AT7	14050001	042	UT	CB	01/01/2017	306T3656	WC	E9A2530	E	VERNON JARED L	1/9/2017	8/5/2021	22000054	9.00
AT7	14050001	042	UT	CB	01/01/2017	306T3656	WC	E9A2530	E	VERNON JARED L	1/9/2017	8/5/2021	22000055	9.00
AT7	14680008	042	UT	CB	01/01/2017	306T3656	WC	E9A5947	E	DAVIS GLENN	2/16/2017	8/5/2021	22000042	9.00
AT7	13660003	042	UT	CB	01/01/2019	306T3656	WC	FKV3457	E	DALTON DEREK	2/8/2019	8/5/2021	22000045	9.00
AT7	14680007	042	UT	CB	01/01/2020	306T3656	WC	FPD3547	E	SHUMWAY HUNTER	1/3/2020	8/5/2021	22000007	9.00
AT7	13060001	042	UT	CB	01/01/2020	306T3656	WC	FRP9349	E	OLSEN JEFFERY S	12/16/2020	08/05/2021	22000009	9.00
AT7	13750003	042	UT	CB	01/01/2020	306T3656	WC	FRU1857	E	MATTSON JUSTIN	12/28/2020	08/05/2021	22000021	9.00
AT7	16080003004	095	UT	CM	01/01/2021	306T3656	WC	FRU9197	E	QUINTANA HENRY	2/10/2021	8/5/2021	22000004	9.00
AT7	11040	042	UT	CB	01/01/2021	306T3656	WC	FSJ4776	E	MCCARTY NICKOLE	03/02/2021	08/05/2021	22000005	9.00
AT7	16110211	095	UT	CM	01/01/2021	306T3656	WC	FSS0004	E	SLACK DAVID S	4/5/2021	8/5/2021	22000007	9.00

CSS Worker's Compensation Disbursements
Aug 2021 - Sep 2021 - By Check Amount

Client Code	Organization Code	Adjusting Office	State	Claim Designator	Policy Effective Date	Policy Number	Line	Claim Number	Payment Type	Claimant Name	Loss Date	Charge Date	Check Number	Check Amount
AT7	16110211	042	UT	CB	01/01/2021	306T3656	WC	FSS2073	E	MCDANIEL DAVID L	4/15/2021	8/5/2021	22000014	9.00
AT7	17750	042	UT	CB	01/01/2021	306T3656	WC	FSS3108	E	STEPHENSON MARK	3/16/2021	8/5/2021	22000017	9.00
AT7	14050001001	042	UT	CB	01/01/2021	306T3656	WC	FSS5707	E	WILKINSON NICHOLA	5/4/2021	8/5/2021	22000006	9.00
AT7	14050001001	042	UT	CB	01/01/2021	306T3656	WC	FSS5707	E	WILKINSON NICHOLA	05/04/2021	08/05/2021	22000007	9.00
AT7	13980007	042	UT	CB	01/01/2021	306T3656	WC	FSS5718	E	COATES JENNY	5/3/2021	8/5/2021	22000015	9.00
AT7	11640002	095	UT	CM	01/01/2021	306T3656	WC	FSS7010	E	POWERS BRAYDEN	5/8/2021	8/5/2021	22000002	9.00
AT7	15320023	042	UT	CB	01/01/2021	306T3656	WC	FSS8030	E	JOHNSON KAREN	5/14/2021	8/5/2021	22000024	9.00
AT7	16110211	095	UT	CM	01/01/2021	306T3656	WC	FSS8038	E	CHRISTIAN BURKELE	5/13/2021	8/5/2021	22000002	9.00
AT7	16110211	042	UT	CB	01/01/2021	306T3656	WC	FSS8679	E	IVERSON DOUGLAS J	5/19/2021	8/5/2021	22000007	9.00
AT7	16110211	042	UT	CB	01/01/2021	306T3656	WC	FSS8679	E	IVERSON DOUGLAS J	05/19/2021	08/05/2021	22000008	9.00
AT7	11200004	042	UT	CB	01/01/2021	306T3656	WC	FTA0846	E	EVANS MATTHEW	6/1/2021	8/5/2021	22000011	9.00
AT7	11690013	095	UT	CM	01/01/2021	306T3656	WC	FTA2121	E	LARSEN MICHAEL	06/03/2021	08/05/2021	22000004	9.00
AT7	17950	042	UT	CB	01/01/2021	306T3656	WC	FTA4034	E	STEWART KEVIN	06/10/2021	08/05/2021	22000006	9.00
AT7	14390002	042	UT	CB	01/01/2021	306T3656	WC	FTA4201	E	HADLOCK NICOLE	06/15/2021	08/05/2021	22000003	9.00
AT7	14390002	042	UT	CB	01/01/2021	306T3656	WC	FTA4201	E	HADLOCK NICOLE	6/15/2021	8/5/2021	22000004	9.00
AT7	14500004	042	UT	CB	01/01/2021	306T3656	WC	FTA4277	E	OVARD LES V	6/8/2021	8/5/2021	22000003	9.00
AT7	15320001	095	UT	CM	01/01/2021	306T3656	WC	FTA5160	E	BRANDON ALUCAS	06/21/2021	08/05/2021	22000001	9.00
AT7	14660002	095	UT	CM	01/01/2021	306T3656	WC	FTA5694	E	RILEY ELTON	06/22/2021	08/05/2021	22000001	9.00
AT7	14480001	095	UT	CM	01/01/2021	306T3656	WC	FTA6915	E	LEWIS KATHERINE	6/28/2021	8/5/2021	22000002	9.00
AT7	14480007010	042	UT	CB	01/01/2021	306T3656	WC	FTA8379	E	TY VAN NOSDOL	06/08/2021	08/05/2021	22000001	9.00
AT7	14480022042	095	UT	CM	01/01/2021	306T3656	WC	FTA8395	E	TINDALL JAMES	7/6/2021	8/5/2021	22000002	9.00
AT7	16110413	095	UT	CM	01/01/2021	306T3656	WC	FTA8515	E	DILLON MCHAMBERLA	7/8/2021	8/5/2021	22000001	9.00
AT7	16110220	095	UT	CM	01/01/2021	306T3656	WC	FTA9170	E	NICHOLAS JPETERSO	07/12/2021	08/05/2021	22000001	9.00
AT7	10750007	095	UT	CM	01/01/2021	306T3656	WC	FTK0005	E	CONNOR DELAND	07/14/2021	08/05/2021	22000001	9.00
AT7	16080001003	095	UT	CM	01/01/2021	306T3656	WC	FTK0308	E	SEAN BRASS	07/05/2021	08/05/2021	22000001	9.00
AT7	14740003	095	UT	CM	01/01/2021	306T3656	WC	FTK0449	E	KOLT DOUGLAS	07/12/2021	08/05/2021	22000001	9.00
AT7	10610001	042	UT	CB	01/01/2019	306T3656	WC	FLF6378	E	MECHAM ROBYN	03/28/2019	08/06/2021	22000053	9.00
AT7	14500002	042	UT	CB	01/01/2021	306T3656	WC	FSS9523	E	WOLFGRAMM SIONE F	05/24/2021	08/06/2021	22000007	9.00
AT7	14500002	042	UT	CB	01/01/2021	306T3656	WC	FSS9523	E	WOLFGRAMM SIONE F	5/24/2021	8/6/2021	22000008	9.00
AT7	14050001001	042	UT	CB	01/01/2021	306T3656	WC	FTA7813	E	CRNICH ANDY S	07/02/2021	08/10/2021	22000001	9.00
AT7	13030	042	UT	CB	01/01/2019	306T3656	WC	FLX7388	E	PLEDGER BARBARA	06/26/2019	08/12/2021	22000015	9.00
AT7	17310002	042	UT	CB	01/01/2020	306T3656	WC	FRP3300	E	HOBBS WILLIAM	11/13/2020	08/12/2021	22000025	9.00
AT7	11490022003	042	UT	CB	01/01/2020	306T3656	WC	FRP7722	E	MOSHER HALEY	12/6/2020	8/12/2021	22000017	9.00
AT7	16690019	095	UT	CM	01/01/2021	306T3656	WC	FSJ0259	E	WOOD MADISON	2/14/2021	8/12/2021	22000011	9.00
AT7	16690019	095	UT	CM	01/01/2021	306T3656	WC	FSJ0259	E	WOOD MADISON	02/14/2021	08/12/2021	22000012	9.00
AT7	14190012	095	UT	CM	01/01/2021	306T3656	WC	FSJ0342	E	YATES CALVIN	02/08/2021	08/12/2021	22000004	9.00
AT7	13660003	042	UT	CB	01/01/2021	306T3656	WC	FSJ1480	E	WALDRON BRANDON	2/5/2021	8/12/2021	22000008	9.00
AT7	11030003	042	UT	CB	01/01/2021	306T3656	WC	FSJ9109	E	HARRIS ANDREW D	03/30/2021	08/12/2021	22000016	9.00
AT7	16080001005	042	UT	CB	01/01/2021	306T3656	WC	FSJ9409	E	LAJEUNESSE MATTHE	3/30/2021	8/12/2021	22000018	9.00

CSS Worker's Compensation Disbursements
Aug 2021 - Sep 2021 - By Check Amount

Client Code	Organization Code	Adjusting Office	State	Claim Designator	Policy Effective Date	Policy Number	Line	Claim Number	Payment Type	Claimant Name	Loss Date	Charge Date	Check Number	Check Amount
AT7	15320023	042	UT	CB	01/01/2021	306T3656	WC	FSS8030	E	JOHNSON KAREN	05/14/2021	08/12/2021	22000028	9.00
AT7	12600004	042	UT	CB	01/01/2021	306T3656	WC	FSS9274	E	WARD SHANE E	5/22/2021	8/12/2021	22000009	9.00
AT7	12600004	042	UT	CB	01/01/2021	306T3656	WC	FSS9274	E	WARD SHANE E	05/22/2021	08/12/2021	22000010	9.00
AT7	11030001	095	UT	CM	01/01/2021	306T3656	WC	FSS9895	E	CHEEVER SUSAN	05/17/2021	08/12/2021	22000003	9.00
AT7	11200004	042	UT	CB	01/01/2021	306T3656	WC	FTA0846	E	EVANS MATTHEW	06/01/2021	08/12/2021	22000012	9.00
AT7	16080001005	042	UT	CB	01/01/2021	306T3656	WC	FTA2856	E	DANIEL DONLEVY	06/10/2021	08/12/2021	22000002	9.00
AT7	14050001001	042	UT	CB	01/01/2021	306T3656	WC	FTA7813	E	CRNICH ANDY S	07/02/2021	08/12/2021	22000003	9.00
AT7	14050001001	042	UT	CB	01/01/2021	306T3656	WC	FTA7813	E	CRNICH ANDY S	07/02/2021	08/12/2021	22000004	9.00
AT7	14050001001	042	UT	CB	01/01/2021	306T3656	WC	FTA7813	E	CRNICH ANDY S	7/2/2021	8/12/2021	22000005	9.00
AT7	14050001001	042	UT	CB	01/01/2021	306T3656	WC	FTA7813	E	CRNICH ANDY S	07/02/2021	08/12/2021	22000006	9.00
AT7	14050001001	042	UT	CB	01/01/2021	306T3656	WC	FTA7813	E	CRNICH ANDY S	7/2/2021	8/12/2021	22000007	9.00
AT7	14050001001	042	UT	CB	01/01/2021	306T3656	WC	FTA7813	E	CRNICH ANDY S	07/02/2021	08/12/2021	22000008	9.00
AT7	14050001001	042	UT	CB	01/01/2021	306T3656	WC	FTA7813	E	CRNICH ANDY S	07/02/2021	08/12/2021	22000009	9.00
AT7	14050001001	042	UT	CB	01/01/2021	306T3656	WC	FTA7813	E	CRNICH ANDY S	07/02/2021	08/12/2021	22000010	9.00
AT7	14050001001	042	UT	CB	01/01/2021	306T3656	WC	FTA7813	E	CRNICH ANDY S	7/2/2021	8/12/2021	22000011	9.00
AT7	13980001	042	UT	CB	01/01/2021	306T3656	WC	FTA9068	E	THOMPSON JODI	7/12/2021	8/12/2021	22000001	9.00
AT7	14740002	095	UT	CM	01/01/2021	306T3656	WC	FTA9284	E	LOVE BENJAMIN	07/05/2021	08/12/2021	22000002	9.00
AT7	14050001004	095	UT	CM	01/01/2021	306T3656	WC	FTA9418	E	JAREN O'DRISCOLL	7/10/2021	8/12/2021	22000001	9.00
AT7	11910002	042	UT	CB	01/01/2021	306T3656	WC	FTA9766	E	NICHOLAS TOBLER	7/15/2021	8/12/2021	22000001	9.00
AT7	16110500	095	UT	CM	01/01/2021	306T3656	WC	FTK0541	E	MARY ESEGMILLER	07/16/2021	08/12/2021	22000001	9.00
AT7	10750005	095	UT	CM	01/01/2021	306T3656	WC	FTK0739	E	ADDISON RODRIGUEZ	07/20/2021	08/12/2021	22000001	9.00
AT7	17310002	095	UT	CM	01/01/2021	306T3656	WC	FTK1203	E	KEVIN UNGERER	07/01/2021	08/12/2021	22000001	9.00
AT7	16080001003	042	UT	CM	01/01/2018	306T3656	WC	FCJ7007	E	WEST MARC	04/29/2018	08/13/2021	22000004	9.00
AT7	14190017	042	UT	CB	01/01/2021	306T3656	WC	FTA8041	E	LIDDELL LISA	7/2/2021	8/13/2021	22000008	9.00
AT7	13160001	042	UT	CB	01/01/2019	306T3656	WC	FKN5056	E	LYNCH KEVIN S	01/04/2019	08/18/2021	22000126	9.00
AT7	13160001	042	UT	CB	01/01/2019	306T3656	WC	FKN5056	E	LYNCH KEVIN S	1/4/2019	8/18/2021	22000127	9.00
AT7	16080001005	095	UT	CM	01/01/2019	306T3656	WC	FLX4746	E	JEMMETT MICHAEL	06/11/2019	08/18/2021	22000004	9.00
AT7	16080001005	095	UT	CM	01/01/2019	306T3656	WC	FLX4746	E	JEMMETT MICHAEL	06/11/2019	08/18/2021	22000005	9.00
AT7	14480007011	042	UT	CB	01/01/2019	306T3656	WC	FMX3723	E	JONES LAURIE	10/3/2019	8/18/2021	22000069	9.00
AT7	11450	042	UT	CB	01/01/2020	306T3656	WC	FPR7119	E	PHILLIPS JOHN	05/12/2020	08/18/2021	22000040	9.00
AT7	14480022030	042	UT	CB	01/01/2020	306T3656	WC	FQM9200	E	THORPE BRITTNEY	9/3/2020	8/18/2021	22000039	9.00
AT7	15320023	042	UT	CB	01/01/2021	306T3656	WC	FSS8030	E	JOHNSON KAREN	5/14/2021	8/18/2021	22000030	9.00
AT7	11200004	042	UT	CB	01/01/2021	306T3656	WC	FTA0846	E	EVANS MATTHEW	6/1/2021	8/18/2021	22000013	9.00
AT7	16080001003	095	UT	CM	01/01/2021	306T3656	WC	FTA9307	E	STEPHENS BANNING	07/13/2021	08/18/2021	22000001	9.00
AT7	16080001003	095	UT	CM	01/01/2021	306T3656	WC	FTA9307	E	STEPHENS BANNING	07/13/2021	08/18/2021	22000002	9.00
AT7	14680008	042	UT	CB	01/01/2017	306T3656	WC	E9A5947	E	DAVIS GLENN	02/16/2017	08/19/2021	22000043	9.00
AT7	16080001005	095	UT	CM	01/01/2019	306T3656	WC	FLX4746	E	JEMMETT MICHAEL	6/11/2019	8/19/2021	22000006	9.00
AT7	13640004	042	UT	CB	01/01/2020	306T3656	WC	FPZ8038	E	RUNOLFSON GABRIEL	07/02/2020	08/19/2021	22000023	9.00
AT7	14660	095	UT	CM	01/01/2020	306T3656	WC	FQM8795	E	EASTEP JOSHUA	8/28/2020	8/19/2021	22000002	9.00

CSS Worker's Compensation Disbursements
Aug 2021 - Sep 2021 - By Check Amount

Client Code	Organization Code	Adjusting Office	State	Claim Designator	Policy Effective Date	Policy Number	Line	Claim Number	Payment Type	Claimant Name	Loss Date	Charge Date	Check Number	Check Amount
AT7	14480022030	042	UT	CB	01/01/2020	306T3656	WC	FQV0384	E	WILLIAMS RYLE	09/11/2020	08/19/2021	22000007	9.00
AT7	14660	042	UT	CB	01/01/2020	306T3656	WC	FQV1077	E	LIBBY KAITLYN	09/15/2020	08/19/2021	22000006	9.00
AT7	14660	042	UT	CB	01/01/2020	306T3656	WC	FQV1077	E	LIBBY KAITLYN	09/15/2020	08/19/2021	22000007	9.00
AT7	13980004	095	UT	CM	01/01/2020	306T3656	WC	FQV1084	E	NAVARRETE DAYANIR	09/14/2020	08/19/2021	22000004	9.00
AT7	14660	095	UT	CM	01/01/2020	306T3656	WC	FQV1088	E	JACKIE KING	9/2/2020	8/19/2021	22000001	9.00
AT7	14660	095	UT	CM	01/01/2020	306T3656	WC	FQV1088	E	JACKIE KING	9/2/2020	8/19/2021	22000002	9.00
AT7	14480022042	095	UT	CM	01/01/2020	306T3656	WC	FQV6088	E	ORMOND RAYMOND B	10/08/2020	08/19/2021	22000007	9.00
AT7	12110002	042	UT	CB	01/01/2020	306T3656	WC	FQV6925	E	CROUSE AMBER	10/13/2020	08/19/2021	22000027	9.00
AT7	16110211	042	UT	CB	01/01/2020	306T3656	WC	FQV6956	E	SPRAGG CURTIS A	10/13/2020	08/19/2021	22000036	9.00
AT7	14260001	042	UT	CB	01/01/2020	306T3656	WC	FRP3589	E	KITCH LINDA	11/17/2020	08/19/2021	22000018	9.00
AT7	14680008	042	UT	CB	01/01/2020	306T3656	WC	FRP6047	E	DAVIS GLENN	11/30/2020	08/19/2021	22000012	9.00
AT7	15750004	095	UT	CM	01/01/2020	306T3656	WC	FRP6048	E	GARRETT TONE	10/5/2020	8/19/2021	22000001	9.00
AT7	16110440	042	UT	CB	01/01/2021	306T3656	WC	FRU5506	E	ELLSWORTH MICHAEL	1/22/2021	8/19/2021	22000016	9.00
AT7	14190012	095	UT	CM	01/01/2021	306T3656	WC	FSJ0342	E	YATES CALVIN	02/08/2021	08/19/2021	22000005	9.00
AT7	14050002	042	UT	CB	01/01/2021	306T3656	WC	FSS8458	E	MITCHELL BONIE M	05/18/2021	08/19/2021	22000007	9.00
AT7	16080003004	095	UT	CM	01/01/2021	306T3656	WC	FTA0864	E	THO TUA	05/27/2021	08/19/2021	22000012	9.00
AT7	16080001005	095	UT	CM	01/01/2021	306T3656	WC	FTA1308	E	POULOS MICHLE	6/1/2021	8/19/2021	22000004	9.00
AT7	16080001005	095	UT	CM	01/01/2021	306T3656	WC	FTA1308	E	POULOS MICHLE	6/1/2021	8/19/2021	22000005	9.00
AT7	16080001005	095	UT	CM	01/01/2021	306T3656	WC	FTA1308	E	POULOS MICHLE	06/01/2021	08/19/2021	22000006	9.00
AT7	13640003	095	UT	CM	01/01/2021	306T3656	WC	FTA2510	E	BRIGGS MASON	05/30/2021	08/19/2021	22000005	9.00
AT7	13640003	095	UT	CM	01/01/2021	306T3656	WC	FTA2510	E	BRIGGS MASON	5/30/2021	8/19/2021	22000006	9.00
AT7	16110561	095	UT	CM	01/01/2021	306T3656	WC	FTA4450	E	LOTT BRYNLEE	06/16/2021	08/19/2021	22000004	9.00
AT7	14680011	095	UT	CM	01/01/2021	306T3656	WC	FTA5494	E	FAULKNER JOSH	06/18/2021	08/19/2021	22000004	9.00
AT7	11830009	095	UT	CM	01/01/2021	306T3656	WC	FTA5618	E	TYRONE HINCK	06/22/2021	08/19/2021	22000001	9.00
AT7	14050001001	042	UT	CB	01/01/2021	306T3656	WC	FTA7813	E	CRNICH ANDY S	7/2/2021	8/19/2021	22000012	9.00
AT7	14190017	042	UT	CB	01/01/2021	306T3656	WC	FTA8041	E	LIDDELL LISA	7/2/2021	8/19/2021	22000013	9.00
AT7	16110413	095	UT	CM	01/01/2021	306T3656	WC	FTA8515	E	CHAMBERLAIN DILLO	7/8/2021	8/19/2021	22000002	9.00
AT7	16110413	095	UT	CM	01/01/2021	306T3656	WC	FTA8515	E	CHAMBERLAIN DILLO	07/08/2021	08/19/2021	22000003	9.00
AT7	16110413	095	UT	CM	01/01/2021	306T3656	WC	FTA8515	E	CHAMBERLAIN DILLO	07/08/2021	08/19/2021	22000004	9.00
AT7	13980001	042	UT	CB	01/01/2021	306T3656	WC	FTA9068	E	THOMPSON JODI	7/12/2021	8/19/2021	22000003	9.00
AT7	16110413	095	UT	CM	01/01/2021	306T3656	WC	FTA9544	E	COLLIN MHUTCHINGS	7/14/2021	8/19/2021	22000001	9.00
AT7	14480007010	095	UT	CM	01/01/2021	306T3656	WC	FTA9708	E	CORY VANNOSDOL	7/14/2021	8/19/2021	22000001	9.00
AT7	14480007010	095	UT	CM	01/01/2021	306T3656	WC	FTA9708	E	CORY VANNOSDOL	07/14/2021	08/19/2021	22000002	9.00
AT7	14480007010	095	UT	CM	01/01/2021	306T3656	WC	FTA9708	E	CORY VANNOSDOL	07/14/2021	08/19/2021	22000003	9.00
AT7	14260008	095	UT	CM	01/01/2021	306T3656	WC	FTA9810	E	JOE RATHBONE	7/13/2021	8/19/2021	22000001	9.00
AT7	14260008	095	UT	CM	01/01/2021	306T3656	WC	FTA9810	E	JOE RATHBONE	7/13/2021	8/19/2021	22000002	9.00
AT7	10750007	095	UT	CM	01/01/2021	306T3656	WC	FTK0005	E	DELAND CONNOR	7/14/2021	8/19/2021	22000002	9.00
AT7	16110500	095	UT	CM	01/01/2021	306T3656	WC	FTK0296	E	KADEN RHUMPHREY	7/16/2021	8/19/2021	22000001	9.00
AT7	16080001003	095	UT	CM	01/01/2021	306T3656	WC	FTK0308	E	BRASS SEAN	07/05/2021	08/19/2021	22000002	9.00

CSS Worker's Compensation Disbursements
Aug 2021 - Sep 2021 - By Check Amount

Client Code	Organization Code	Adjusting Office	State	Claim Designator	Policy Effective Date	Policy Number	Line	Claim Number	Payment Type	Claimant Name	Loss Date	Charge Date	Check Number	Check Amount
AT7	16080001003	095	UT	CM	01/01/2021	306T3656	WC	FTK0308	E	BRASS SEAN	07/05/2021	08/19/2021	22000003	9.00
AT7	14740003	095	UT	CM	01/01/2021	306T3656	WC	FTK0449	E	DOUGLAS KOLT	7/12/2021	8/19/2021	22000002	9.00
AT7	16080002001	042	UT	CB	01/01/2021	306T3656	WC	FTK0467	E	NICOLE SNELSON	5/4/2021	8/19/2021	22000001	9.00
AT7	16110500	095	UT	CM	01/01/2021	306T3656	WC	FTK0541	E	MARY ESEEGMILLER	07/16/2021	08/19/2021	22000002	9.00
AT7	10750005	095	UT	CM	01/01/2021	306T3656	WC	FTK0739	E	ADDISON RODRIGUEZ	7/20/2021	8/19/2021	22000002	9.00
AT7	10750005	095	UT	CM	01/01/2021	306T3656	WC	FTK0739	E	ADDISON RODRIGUEZ	7/20/2021	8/19/2021	22000003	9.00
AT7	15610021	095	UT	CM	01/01/2021	306T3656	WC	FTK1840	E	KYLEE KINDER	7/23/2021	8/19/2021	22000001	9.00
AT7	14480022044	095	UT	CM	01/01/2021	306T3656	WC	FTK2065	E	AANOR BEGAY	7/24/2021	8/19/2021	22000001	9.00
AT7	14500002	095	UT	CM	01/01/2021	306T3656	WC	FTK2072	E	ERIK HBRADESON	7/27/2021	8/19/2021	22000001	9.00
AT7	14680007	095	UT	CM	01/01/2021	306T3656	WC	FTK2604	E	JACOB LAGRONE	07/20/2021	08/19/2021	22000001	9.00
AT7	14680007	095	UT	CM	01/01/2021	306T3656	WC	FTK2608	E	DUSTIN HARDCASTLE	07/28/2021	08/19/2021	22000001	9.00
AT7	15320001	042	UT	CB	01/01/2021	306T3656	WC	FTK2892	E	MICHAEL JRICHARDS	07/08/2021	08/19/2021	22000001	9.00
AT7	16690023	095	UT	CM	01/01/2021	306T3656	WC	FTK3000	E	GABRIELLEMARICHA	7/19/2021	8/19/2021	22000001	9.00
AT7	14480003100	095	UT	CM	01/01/2021	306T3656	WC	FTK3018	E	ALICE BLACK	07/28/2021	08/19/2021	22000001	9.00
AT7	16110510	042	UT	CB	01/01/2021	306T3656	WC	FTK3182	E	DAVID EOXENDINE	7/30/2021	8/19/2021	22000001	9.00
AT7	16080001003	095	UT	CM	01/01/2021	306T3656	WC	FTK3697	E	AARON WOOD	7/20/2021	8/19/2021	22000001	9.00
AT7	14480011019	095	UT	CM	01/01/2021	306T3656	WC	FTK3856	E	JARED DAVIS	07/30/2021	08/19/2021	22000001	9.00
AT7	13200004	095	UT	CM	01/01/2021	306T3656	WC	FTK4708	E	KAREN DILLE	07/28/2021	08/19/2021	22000001	9.00
AT7	16110413	042	UT	CB	01/01/2021	306T3656	WC	FSS2261	E	LIRA ANTHONY J	04/15/2021	08/23/2021	22000011	9.00
AT7	16110413	042	UT	CB	01/01/2021	306T3656	WC	FSS2261	E	LIRA ANTHONY J	04/15/2021	08/24/2021	22000012	9.00
AT7	14190007	042	UT	CB	01/01/2015	306T3656	WC	E2P3959	E	COBB CALVIN	02/04/2015	08/26/2021	22000083	9.00
AT7	11690005	042	UT	CB	01/01/2020	306T3656	WC	FPR6237	E	GUNN KRISTI	05/05/2020	08/26/2021	22000098	9.00
AT7	13980004	095	UT	CM	01/01/2020	306T3656	WC	FQV2300	E	WILLARDSON BURL	9/22/2020	8/26/2021	22000007	9.00
AT7	14480007008	095	UT	CM	01/01/2021	306T3656	WC	FRU3436	E	ALDER STEVE	01/07/2021	08/26/2021	22000011	9.00
AT7	14480010	095	UT	CM	01/01/2021	306T3656	WC	FRU6751	E	EDWARDS ELICIA	1/27/2021	8/26/2021	22000007	9.00
AT7	14480010	095	UT	CM	01/01/2021	306T3656	WC	FRU6751	E	EDWARDS ELICIA	1/27/2021	8/26/2021	22000008	9.00
AT7	16690019	095	UT	CM	01/01/2021	306T3656	WC	FSJ0259	E	WOOD MADISON	02/14/2021	08/26/2021	22000014	9.00
AT7	16080001005	042	UT	CB	01/01/2021	306T3656	WC	FSJ4797	E	ALLEN CATHERINE	02/19/2021	08/26/2021	22000024	9.00
AT7	17870	095	UT	CM	01/01/2021	306T3656	WC	FSJ7845	E	ROCIO ESPITIA MAR	3/17/2021	8/26/2021	22000012	9.00
AT7	17870	095	UT	CM	01/01/2021	306T3656	WC	FSJ7845	E	ROCIO ESPITIA MAR	03/17/2021	08/26/2021	22000013	9.00
AT7	16110413	042	UT	CB	01/01/2021	306T3656	WC	FSS2261	E	LIRA ANTHONY J	4/15/2021	8/26/2021	22000013	9.00
AT7	14050001001	042	UT	CB	01/01/2021	306T3656	WC	FSS5707	E	WILKINSON NICHOLA	5/4/2021	8/26/2021	22000008	9.00
AT7	14480011023	095	UT	CM	01/01/2021	306T3656	WC	FSS6142	E	O'BRIEN JIM	5/4/2021	8/26/2021	22000005	9.00
AT7	16080001005	042	UT	CB	01/01/2021	306T3656	WC	FSS8253	E	ZOE FEDDERSON	5/18/2021	8/26/2021	22000002	9.00
AT7	12600004	042	UT	CB	01/01/2021	306T3656	WC	FSS9274	E	WARD SHANE E	5/22/2021	8/26/2021	22000011	9.00
AT7	11030001	095	UT	CM	01/01/2021	306T3656	WC	FSS9895	E	CHEEVER SUSAN	05/17/2021	08/26/2021	22000004	9.00
AT7	16080003004	095	UT	CM	01/01/2021	306T3656	WC	FTA4069	E	WHEELER HIRAM	5/23/2021	8/26/2021	22000005	9.00
AT7	14390002	042	UT	CB	01/01/2021	306T3656	WC	FTA4201	E	HADLOCK NICOLE	6/15/2021	8/26/2021	22000005	9.00
AT7	16110510	095	UT	CM	01/01/2021	306T3656	WC	FTA4947	E	CARLOS CAVILA	6/19/2021	8/26/2021	22000001	9.00

CSS Worker's Compensation Disbursements
Aug 2021 - Sep 2021 - By Check Amount

Client Code	Organization Code	Adjusting Office	State	Claim Designator	Policy Effective Date	Policy Number	Line	Claim Number	Payment Type	Claimant Name	Loss Date	Charge Date	Check Number	Check Amount
AT7	14680011	095	UT	CM	01/01/2021	306T3656	WC	FTA5494	E	FAULKNER JOSH	06/18/2021	08/26/2021	22000005	9.00
AT7	14050001001	042	UT	CB	01/01/2021	306T3656	WC	FTA7813	E	CRNICH ANDY S	7/2/2021	8/26/2021	22000013	9.00
AT7	13980001	042	UT	CB	01/01/2021	306T3656	WC	FTA9068	E	THOMPSON JODI	07/12/2021	08/26/2021	22000004	9.00
AT7	14050001004	095	UT	CM	01/01/2021	306T3656	WC	FTA9418	E	JAREN O'DRISCOLL	07/10/2021	08/26/2021	22000002	9.00
AT7	14050001004	095	UT	CM	01/01/2021	306T3656	WC	FTA9418	E	JAREN O'DRISCOLL	07/10/2021	08/26/2021	22000003	9.00
AT7	16110413	095	UT	CM	01/01/2021	306T3656	WC	FTA9544	E	COLLIN MHUTCHINGS	07/14/2021	08/26/2021	22000003	9.00
AT7	14640012	042	UT	CB	01/01/2021	306T3656	WC	FTA9932	E	AMARIA SCOVIL	07/12/2021	08/26/2021	22000003	9.00
AT7	14640012	042	UT	CB	01/01/2021	306T3656	WC	FTA9932	E	AMARIA SCOVIL	07/12/2021	08/26/2021	22000004	9.00
AT7	16110510	095	UT	CM	01/01/2021	306T3656	WC	FTK0596	E	JORDAN CHOLT	7/19/2021	8/26/2021	22000001	9.00
AT7	16110510	095	UT	CM	01/01/2021	306T3656	WC	FTK0596	E	JORDAN CHOLT	07/19/2021	08/26/2021	22000002	9.00
AT7	16110510	095	UT	CM	01/01/2021	306T3656	WC	FTK0596	E	JORDAN CHOLT	7/19/2021	8/26/2021	22000003	9.00
AT7	13980007	095	UT	CM	01/01/2021	306T3656	WC	FTK0936	E	NATHAN STANDLEY	07/15/2021	08/26/2021	22000001	9.00
AT7	15610021	095	UT	CM	01/01/2021	306T3656	WC	FTK1840	E	KYLEE KINDER	07/23/2021	08/26/2021	22000002	9.00
AT7	15610021	095	UT	CM	01/01/2021	306T3656	WC	FTK1840	E	KYLEE KINDER	07/23/2021	08/26/2021	22000003	9.00
AT7	15320001	042	UT	CB	01/01/2021	306T3656	WC	FTK2892	E	MICHAEL JRICHARDS	07/08/2021	08/26/2021	22000002	9.00
AT7	15320001	042	UT	CB	01/01/2021	306T3656	WC	FTK2892	E	MICHAEL JRICHARDS	7/8/2021	8/26/2021	22000003	9.00
AT7	16080001003	042	UT	CB	01/01/2021	306T3656	WC	FTK3625	E	GORDON O'HARRA	07/15/2021	08/26/2021	22000001	9.00
AT7	16080001003	042	UT	CB	01/01/2021	306T3656	WC	FTK3625	E	GORDON O'HARRA	07/15/2021	08/26/2021	22000002	9.00
AT7	11690013	095	UT	CM	01/01/2021	306T3656	WC	FTK4127	E	JOSE LOPEZ	8/4/2021	8/26/2021	22000001	9.00
AT7	10750007	095	UT	CM	01/01/2021	306T3656	WC	FTK4137	E	KEEDAN VINSON	08/05/2021	08/26/2021	22000001	9.00
AT7	14100	095	UT	CM	01/01/2021	306T3656	WC	FTK4167	E	BEAU FULLMER	08/04/2021	08/26/2021	22000001	9.00
AT7	11620	042	UT	CB	01/01/2020	306T3656	WC	FTK6511	E	JONATHAN UNGARD	09/25/2020	08/26/2021	22000001	9.00
AT7	13980004	042	UT	CB	01/01/2020	306T3656	WC	FQV4978	E	CARTER GARRETT	10/06/2020	08/30/2021	22000057	9.00
AT7	12600004	042	UT	CB	01/01/2021	306T3656	WC	FSS9274	E	WARD SHANE E	5/22/2021	8/31/2021	22000012	9.00
AT7	15610015003	042	UT	CB	01/01/2017	306T3656	WC	FAE6724	E	DEWITT BRYAN D	07/19/2017	09/01/2021	22000036	9.00
AT7	13160001	042	UT	CB	01/01/2019	306T3656	WC	FKN5056	E	LYNCH KEVIN S	01/04/2019	09/01/2021	22000128	9.00
AT7	13160001	042	UT	CB	01/01/2019	306T3656	WC	FKN5056	E	LYNCH KEVIN S	01/04/2019	09/01/2021	22000129	9.00
AT7	11450	042	UT	CB	01/01/2020	306T3656	WC	FPR7119	E	PHILLIPS JOHN	05/12/2020	09/01/2021	22000042	9.00
AT7	13900	042	UT	CB	01/01/2021	306T3656	WC	FSJ3306	E	BERRYHILL LORRAIN	03/02/2021	09/01/2021	22000018	9.00
AT7	16110413	042	UT	CB	01/01/2021	306T3656	WC	FSS2261	E	LIRA ANTHONY J	04/15/2021	09/01/2021	22000014	9.00
AT7	11200004	042	UT	CB	01/01/2021	306T3656	WC	FTA0846	E	EVANS MATTHEW	06/01/2021	09/01/2021	22000015	9.00
AT7	14050001001	042	UT	CB	01/01/2021	306T3656	WC	FTA7813	E	CRNICH ANDY S	07/02/2021	09/01/2021	22000015	9.00
AT7	16110211	042	UT	CB	01/01/2021	306T3656	WC	FTK0277	E	GRACIA LIONEL R	07/16/2021	09/01/2021	22000002	9.00
AT7	16110500	042	UT	CB	01/01/2021	306T3656	WC	FTK5361	E	KENDRICK MITCHELL	08/11/2021	09/01/2021	22000001	9.00
AT7	16080001005	042	UT	CB	01/01/2018	306T3656	WC	FHY9767	E	ROBINSON ZACH	11/01/2018	09/02/2021	22000061	9.00
AT7	14190013	042	UT	CB	01/01/2019	306T3656	WC	FMH8637	E	RAPICH GEORGE	07/23/2019	09/02/2021	22000014	9.00
AT7	11690005	042	UT	CB	01/01/2020	306T3656	WC	FPR6237	E	GUNN KRISTI	05/05/2020	09/02/2021	22000099	9.00
AT7	14580010	095	UT	CM	01/01/2020	306T3656	WC	FQM5019	E	GLEDHILL MICHAEL	08/14/2020	09/02/2021	22000002	9.00
AT7	17310002	042	UT	CB	01/01/2020	306T3656	WC	FRP3300	E	HOBBS WILLIAM	11/13/2020	09/02/2021	22000026	9.00

CSS Worker's Compensation Disbursements
Aug 2021 - Sep 2021 - By Check Amount

Client Code	Organization Code	Adjusting Office	State	Claim Designator	Policy Effective Date	Policy Number	Line	Claim Number	Payment Type	Claimant Name	Loss Date	Charge Date	Check Number	Check Amount
AT7	10800	042	UT	CB	01/01/2021	306T3656	WC	FRU9223	E	ANDERSON RYAN	01/01/2021	09/02/2021	22000015	9.00
AT7	10330	095	UT	CM	01/01/2021	306T3656	WC	FSJ0876	E	DOUGLAS PACEN	02/08/2021	09/02/2021	22000005	9.00
AT7	16690004	042	UT	CB	01/01/2021	306T3656	WC	FSS8764	E	CANDALOT KURT L	05/19/2021	09/02/2021	22000009	9.00
AT7	16110211	095	UT	CM	01/01/2021	306T3656	WC	FSS9550	E	ASHWORTH JEFFREY	05/21/2021	09/02/2021	22000001	9.00
AT7	16110211	095	UT	CM	01/01/2021	306T3656	WC	FSS9550	E	ASHWORTH JEFFREY	05/21/2021	09/02/2021	22000002	9.00
AT7	11200004	042	UT	CB	01/01/2021	306T3656	WC	FTA0846	E	EVANS MATTHEW	06/01/2021	09/02/2021	22000016	9.00
AT7	11200004	042	UT	CB	01/01/2021	306T3656	WC	FTA0846	E	EVANS MATTHEW	06/01/2021	09/02/2021	22000017	9.00
AT7	17080	042	UT	CB	01/01/2021	306T3656	WC	FTA3715	E	PARRISH GREG	06/03/2021	09/02/2021	22000004	9.00
AT7	11830009	095	UT	CM	01/01/2021	306T3656	WC	FTA5618	E	HINCK TYRONE	06/22/2021	09/02/2021	22000002	9.00
AT7	11830009	095	UT	CM	01/01/2021	306T3656	WC	FTA5618	E	HINCK TYRONE	06/22/2021	09/02/2021	22000003	9.00
AT7	14050001001	042	UT	CB	01/01/2021	306T3656	WC	FTA7813	E	CRNICH ANDY S	07/02/2021	09/02/2021	22000017	9.00
AT7	14480007010	042	UT	CB	01/01/2021	306T3656	WC	FTA8379	E	VAN NOSDOL TY	06/08/2021	09/02/2021	22000002	9.00
AT7	16110413	095	UT	CM	01/01/2021	306T3656	WC	FTA8515	E	CHAMBERLAIN DILLO	07/08/2021	09/02/2021	22000005	9.00
AT7	16110413	095	UT	CM	01/01/2021	306T3656	WC	FTA8515	E	CHAMBERLAIN DILLO	07/08/2021	09/02/2021	22000006	9.00
AT7	11910002	042	UT	CB	01/01/2021	306T3656	WC	FTA9766	E	TOBLER NICHOLAS	07/15/2021	09/02/2021	22000002	9.00
AT7	14480022044	095	UT	CM	01/01/2021	306T3656	WC	FTK2065	E	BEGAY AANOR	07/24/2021	09/02/2021	22000002	9.00
AT7	13880	095	UT	CB	01/01/2021	306T3656	WC	FTK2761	E	SODERQUIST BLAKE	07/28/2021	09/02/2021	22000001	9.00
AT7	17310003	095	UT	CM	01/01/2021	306T3656	WC	FTK5564	E	PRICE STEPHEN	08/06/2021	09/02/2021	22000001	9.00
AT7	16080003001	095	UT	CM	01/01/2021	306T3656	WC	FTK6546	E	JEMMETT MIKE	07/07/2021	09/02/2021	22000001	9.00
AT7	14640023	042	UT	CM	01/01/2017	306T3656	WC	FAE0034	E	CHRISTENSEN DENNI	04/25/2017	09/07/2021	22000002	9.00
AT7	16080001005	042	UT	CB	01/01/2019	306T3656	WC	FKV5695	E	GARFIELD EARL	02/07/2019	09/07/2021	22000062	9.00
AT7	10110	095	UT	CM	01/01/2021	306T3656	WC	FSJ7590	E	GRAYSON GUBLER	03/23/2021	09/07/2021	22000001	9.00
AT7	11460	042	UT	CB	01/01/2020	306T3656	WC	FPD1532	E	HONE BRENT	02/11/2020	09/08/2021	22000112	9.00
AT7	10310002	042	UT	CB	01/01/2021	306T3656	WC	FTK7818	E	ALLRED LIESL K	08/20/2021	09/09/2021	22000003	9.00
AT7	10310002	042	UT	CB	01/01/2021	306T3656	WC	FTK7818	E	ALLRED LIESL K	08/20/2021	09/09/2021	22000004	9.00
AT7	10310002	042	UT	CB	01/01/2021	306T3656	WC	FTK7818	E	ALLRED LIESL K	08/20/2021	09/09/2021	22000005	9.00
AT7	14580010	095	UT	CM	01/01/2020	306T3656	WC	FQM5016	E	SMITH SHAUN	08/14/2020	09/10/2021	22000002	9.00
AT7	16080003004	095	UT	CM	01/01/2020	306T3656	WC	FRP0798	E	PYLES THOMAS	10/27/2020	09/10/2021	22000004	9.00
AT7	16080001005	095	UT	CM	01/01/2020	306T3656	WC	FRP5621	E	LUSSIER BRENNNA	11/30/2020	09/10/2021	22000001	9.00
AT7	16080001005	095	UT	CM	01/01/2021	306T3656	WC	FSS4277	E	ELBRECHT THOMAS	03/02/2021	09/10/2021	22000005	9.00
AT7	16080003004	095	UT	CM	01/01/2021	306T3656	WC	FTA4069	E	WHEELER HIRAM	05/23/2021	09/10/2021	22000007	9.00
AT7	16110413	095	UT	CM	01/01/2021	306T3656	WC	FTA8515	E	CHAMBERLAIN DILLO	07/08/2021	09/10/2021	22000008	9.00
AT7	13980015	042	UT	CB	01/01/2021	306T3656	WC	FTA9068	E	THOMPSON JODI	07/12/2021	09/10/2021	22000005	9.00
AT7	10750005	095	UT	CM	01/01/2021	306T3656	WC	FTK0739	E	RODRIGUEZ ADDISON	07/20/2021	09/10/2021	22000004	9.00
AT7	16080001001	042	UT	CB	01/01/2021	306T3656	WC	FTK5315	E	JOHNSON TODD	08/09/2021	09/10/2021	22000001	9.00
AT7	16080001001	042	UT	CB	01/01/2021	306T3656	WC	FTK5315	E	JOHNSON TODD	08/09/2021	09/10/2021	22000002	9.00
AT7	17310007	095	UT	CM	01/01/2021	306T3656	WC	FTK5959	E	LAPALE FETUUHAO J	08/12/2021	09/10/2021	22000001	9.00
AT7	17310007	095	UT	CM	01/01/2021	306T3656	WC	FTK5959	E	LAPALE FETUUHAO J	08/12/2021	09/10/2021	22000002	9.00
AT7	11690008	095	UT	CM	01/01/2021	306T3656	WC	FTK6727	E	GILES TINA	08/18/2021	09/10/2021	22000001	9.00

**CSS Worker's Compensation Disbursements
Aug 2021 - Sep 2021 - By Check Amount**

Client Code	Organization Code	Adjusting Office	State	Claim Designator	Policy Effective Date	Policy Number	Line	Claim Number	Payment Type	Claimant Name	Loss Date	Charge Date	Check Number	Check Amount
AT7	15320027	095	UT	CM	01/01/2021	306T3656	WC	FTK7357	E	ADAMS CARSON S	08/16/2021	09/10/2021	22000001	9.00
AT7	14480022042	095	UT	CM	01/01/2021	306T3656	WC	FTK7688	E	HICKMAN ADAM	08/20/2021	09/10/2021	22000001	9.00
AT7	14480007011	095	UT	CM	01/01/2021	306T3656	WC	FTK7728	E	HOYAL PAULA	08/20/2021	09/10/2021	22000001	9.00
AT7	13900	042	UT	CB	01/01/2021	306T3656	WC	FSJ3306	E	BERRYHILL LORRAIN	03/02/2021	09/15/2021	22000022	9.00
AT7	14480022030	042	UT	CB	01/01/2021	306T3656	WC	FSJ6711	E	RICHARDSON JOSEPH	03/16/2021	09/15/2021	22000004	9.00
AT7	13980005	042	UT	CB	01/01/2021	306T3656	WC	FSS7255	E	THOMPSON THAD	04/10/2021	09/15/2021	22000003	9.00
AT7	17080	042	UT	CB	01/01/2021	306T3656	WC	FTA3715	E	PARRISH GREG	06/03/2021	09/15/2021	22000005	9.00
AT7	16110211	042	UT	CB	01/01/2021	306T3656	WC	FTK0277	E	GRACIA LIONEL R	07/16/2021	09/15/2021	22000004	9.00
AT7	16110500	095	UT	CM	01/01/2021	306T3656	WC	FTK0541	E	SEEGMILLER MARY E	07/16/2021	09/15/2021	22000003	9.00
AT7	12360001	042	UT	CB	01/01/2021	306T3656	WC	FTK5938	E	GARCIA RODRIGO	08/12/2021	09/15/2021	22000001	9.00
AT7	10310002	042	UT	CB	01/01/2021	306T3656	WC	FTK7818	E	ALLRED LIESL K	08/20/2021	09/15/2021	22000007	9.00
AT7	17310002	042	UT	CB	01/01/2020	306T3656	WC	FRP3300	E	HOBBS WILLIAM	11/13/2020	09/16/2021	22000028	9.00
AT7	14260001	042	UT	CB	01/01/2020	306T3656	WC	FRP3589	E	KITCH LINDA	11/17/2020	09/16/2021	22000020	9.00
AT7	11640002	095	UT	CM	01/01/2020	306T3656	WC	FRP6369	E	ZACHARY HENDRICKS	11/28/2020	09/16/2021	22000001	9.00
AT7	14340006	042	UT	CB	01/01/2020	306T3656	WC	FRP9027	E	SMITH GARY	12/16/2020	09/16/2021	22000016	9.00
AT7	14340006	042	UT	CB	01/01/2020	306T3656	WC	FRP9027	E	SMITH GARY	12/16/2020	09/16/2021	22000017	9.00
AT7	13980012	095	UT	CM	01/01/2021	306T3656	WC	FSJ7295	E	HANSEN KERSTIN	03/18/2021	09/16/2021	22000004	9.00
AT7	10110	095	UT	CM	01/01/2021	306T3656	WC	FSJ7590	E	GUBLER GRAYSON	03/23/2021	09/16/2021	22000002	9.00
AT7	13980003	095	UT	CM	01/01/2021	306T3656	WC	FSS0982	E	WILLS JAMES	04/08/2021	09/16/2021	22000003	9.00
AT7	14580010	042	UT	CB	01/01/2021	306T3656	WC	FSS1511	E	PUMMELL KEVIN	03/30/2021	09/16/2021	22000014	9.00
AT7	14050001001	042	UT	CB	01/01/2021	306T3656	WC	FSS5707	E	WILKINSON NICHOLA	05/04/2021	09/16/2021	22000009	9.00
AT7	14480011023	095	UT	CM	01/01/2021	306T3656	WC	FSS6142	E	O'BRIEN JIM	05/04/2021	09/16/2021	22000006	9.00
AT7	14480011023	095	UT	CM	01/01/2021	306T3656	WC	FSS6142	E	O'BRIEN JIM	05/04/2021	09/16/2021	22000008	9.00
AT7	14500002	042	UT	CB	01/01/2021	306T3656	WC	FSS9523	E	WOLFGGRAMM SIONE F	05/24/2021	09/16/2021	22000009	9.00
AT7	11030002	095	UT	CM	01/01/2021	306T3656	WC	FTA7326	E	SANTIAGO DAVID	06/30/2021	09/16/2021	22000002	9.00
AT7	10750007	042	UT	CB	01/01/2021	306T3656	WC	FTA8295	E	PETERSEN CHAD	07/07/2021	09/16/2021	22000002	9.00
AT7	10750007	042	UT	CB	01/01/2021	306T3656	WC	FTA8295	E	PETERSEN CHAD	07/07/2021	09/16/2021	22000003	9.00
AT7	14640019	042	UT	CB	01/01/2021	306T3656	WC	FTA9145	E	GOODE JOSHUA	07/11/2021	09/16/2021	22000003	9.00
AT7	16110500	095	UT	CM	01/01/2021	306T3656	WC	FTK0541	E	SEEGMILLER MARY E	07/16/2021	09/16/2021	22000004	9.00
AT7	16110510	095	UT	CM	01/01/2021	306T3656	WC	FTK0596	E	HOLT JORDAN C	07/19/2021	09/16/2021	22000004	9.00
AT7	10750005	095	UT	CM	01/01/2021	306T3656	WC	FTK0739	E	RODRIGUEZ ADDISON	07/20/2021	09/16/2021	22000006	9.00
AT7	14790001	095	UT	CM	01/01/2021	306T3656	WC	FTK1219	E	PARKER JBJORN DAL	07/08/2021	09/16/2021	22000001	9.00
AT7	14500002	095	UT	CM	01/01/2021	306T3656	WC	FTK2072	E	BRADESON ERIK H	07/27/2021	09/16/2021	22000002	9.00
AT7	16110510	042	UT	CB	01/01/2021	306T3656	WC	FTK3182	E	OXENDINE DAVID E	07/30/2021	09/16/2021	22000002	9.00
AT7	16110510	042	UT	CB	01/01/2021	306T3656	WC	FTK3182	E	OXENDINE DAVID E	07/30/2021	09/16/2021	22000003	9.00
AT7	14480011019	095	UT	CM	01/01/2021	306T3656	WC	FTK3856	E	DAVIS JARED	07/30/2021	09/16/2021	22000002	9.00
AT7	13980006004	095	UT	CM	01/01/2021	306T3656	WC	FTK5082	E	JARED SHAW	08/10/2021	09/16/2021	22000001	9.00
AT7	16110500	042	UT	CB	01/01/2021	306T3656	WC	FTK5361	E	KENDRICK MITCHELL	08/11/2021	09/16/2021	22000002	9.00
AT7	14480007012	095	UT	CM	01/01/2021	306T3656	WC	FTK5500	E	MILDRED BRAMBLE	08/11/2021	09/16/2021	22000001	9.00

CSS Worker's Compensation Disbursements
Aug 2021 - Sep 2021 - By Check Amount

Client Code	Organization Code	Adjusting Office	State	Claim Designator	Policy Effective Date	Policy Number	Line	Claim Number	Payment Type	Claimant Name	Loss Date	Charge Date	Check Number	Check Amount
AT7	11830001	042	UT	CB	01/01/2021	306T3656	WC	FTK6373	E	MORGAN BRIAN	08/11/2021	09/16/2021	22000001	9.00
AT7	16690015	095	UT	CM	01/01/2021	306T3656	WC	FTK6388	E	JANALEE EYRE	07/07/2021	09/16/2021	22000001	9.00
AT7	14480007011	095	UT	CM	01/01/2021	306T3656	WC	FTK6497	E	NURIT BASSETT	08/09/2021	09/16/2021	22000001	9.00
AT7	16080003001	095	UT	CM	01/01/2021	306T3656	WC	FTK6546	E	JEMMETT MIKE	07/07/2021	09/16/2021	22000004	9.00
AT7	14480007011	042	UT	CB	01/01/2021	306T3656	WC	FTK7049	E	SYKES JEAN J	08/18/2021	09/16/2021	22000002	9.00
AT7	14480007011	042	UT	CB	01/01/2021	306T3656	WC	FTK7049	E	SYKES JEAN J	08/18/2021	09/16/2021	22000003	9.00
AT7	14480007011	042	UT	CB	01/01/2021	306T3656	WC	FTK7049	E	SYKES JEAN J	08/18/2021	09/16/2021	22000004	9.00
AT7	15320027	095	UT	CM	01/01/2021	306T3656	WC	FTK7357	E	ADAMS CARSON S	08/16/2021	09/16/2021	22000003	9.00
AT7	17310003	095	UT	CM	01/01/2021	306T3656	WC	FTK7425	E	FRED PPACHECO JR	08/20/2021	09/16/2021	22000001	9.00
AT7	14500002	042	UT	CB	01/01/2021	306T3656	WC	FTK7594	E	ERIK HBRADESON	08/20/2021	09/16/2021	22000001	9.00
AT7	11030002	095	UT	CM	01/01/2021	306T3656	WC	FTK8381	E	JORDAN NIELSON	08/23/2021	09/16/2021	22000001	9.00
AT7	11030002	095	UT	CM	01/01/2021	306T3656	WC	FTK8381	E	JORDAN NIELSON	08/23/2021	09/16/2021	22000002	9.00
AT7	11420003	042	UT	CB	01/01/2021	306T3656	WC	FTK8560	E	SORENSEN LEE	08/25/2021	09/16/2021	22000001	9.00
AT7	11420003	042	UT	CB	01/01/2021	306T3656	WC	FTK8560	E	SORENSEN LEE	08/25/2021	09/16/2021	22000002	9.00
AT7	11420003	042	UT	CB	01/01/2021	306T3656	WC	FTK8560	E	SORENSEN LEE	08/25/2021	09/16/2021	22000003	9.00
AT7	11420003	042	UT	CB	01/01/2021	306T3656	WC	FTK8560	E	SORENSEN LEE	08/25/2021	09/16/2021	22000004	9.00
AT7	17310002	095	UT	CM	01/01/2021	306T3656	WC	FTK8563	E	DAVID MAUMAU	08/24/2021	09/16/2021	22000001	9.00
AT7	13660003	042	UT	CB	01/01/2021	306T3656	WC	FTK9767	E	JENNIFER WEIGHT	08/27/2021	09/16/2021	22000001	9.00
AT7	11170	095	UT	CM	01/01/2021	306T3656	WC	FTQ0118	E	SHERIDAN CCHAMBER	08/30/2021	09/16/2021	22000001	9.00
AT7	11170	095	UT	CM	01/01/2021	306T3656	WC	FTQ0118	E	SHERIDAN CCHAMBER	08/30/2021	09/16/2021	22000002	9.00
AT7	13230003	095	UT	CM	01/01/2021	306T3656	WC	FTQ0601	E	BENJAMIN DAYLEY	08/31/2021	09/16/2021	22000001	9.00
AT7	14680009	095	UT	CM	01/01/2019	306T3656	WC	FNE6401	E	LEAVITT KADEN	12/02/2019	09/20/2021	22000008	9.00
AT7	16110211	042	UT	CB	01/01/2021	306T3656	WC	FTK0277	E	GRACIA LIONEL R	07/16/2021	09/20/2021	22000005	9.00
AT7	11490002	042	UT	CM	01/01/2018	306T3656	WC	FDN4117	E	HOWLAND TAMMY	07/26/2018	09/21/2021	22000003	9.00
AT7	11490002	042	UT	CM	01/01/2018	306T3656	WC	FDN4117	E	HOWLAND TAMMY	07/26/2018	09/21/2021	22000004	9.00
AT7	14660	095	UT	CM	01/01/2020	306T3656	WC	FQM8795	E	EASTEP JOSHUA	08/28/2020	09/22/2021	22000003	9.00
AT7	16110211	042	UT	CB	01/01/2021	306T3656	WC	FSJ3282	E	NEEDLES JEREMY T	03/01/2021	09/22/2021	22000008	9.00
AT7	14480007011	042	UT	CB	01/01/2021	306T3656	WC	FTK7049	E	SYKES JEAN J	08/18/2021	09/22/2021	22000005	9.00
AT7	10310002	042	UT	CB	01/01/2021	306T3656	WC	FTK7818	E	ALLRED LIESL K	08/20/2021	09/22/2021	22000009	9.00
AT7	10310002	042	UT	CB	01/01/2021	306T3656	WC	FTK7818	E	ALLRED LIESL K	08/20/2021	09/22/2021	22000010	9.00
AT7	13660003	042	UT	CB	01/01/2021	306T3656	WC	FTK9767	E	JENNIFER WEIGHT	08/27/2021	09/22/2021	22000002	9.00
AT7	13660003	042	UT	CB	01/01/2021	306T3656	WC	FTK9767	E	JENNIFER WEIGHT	08/27/2021	09/22/2021	22000003	9.00
AT7	14480022030	042	UT	CB	01/01/2021	306T3656	WC	FTK9775	E	SHAWN HANCOCK	08/27/2021	09/22/2021	22000001	9.00
AT7	14710	042	UT	CB	01/01/2018	306T3656	WC	FDN7129	E	RICKETTS SCOTT	08/28/2018	09/23/2021	22000001	9.00
AT7	16080001005	042	UT	CB	01/01/2018	306T3656	WC	FHY9767	E	ROBINSON ZACH	11/01/2018	09/23/2021	22000062	9.00
AT7	11640002	095	UT	CM	01/01/2020	306T3656	WC	FRP6369	E	ZACHARY HENDRICKS	11/28/2020	09/23/2021	22000002	9.00
AT7	12940016	095	UT	CM	01/01/2021	306T3656	WC	FSJ2987	E	ST PETER JOSEPH	02/03/2021	09/23/2021	22000003	9.00
AT7	12310	042	UT	CB	01/01/2021	306T3656	WC	FSJ5816	E	HATCH REBEKAH	03/09/2021	09/23/2021	22000011	9.00
AT7	10550	042	UT	CB	01/01/2021	306T3656	WC	FSJ6695	E	LOFLEY KEITH	03/17/2021	09/23/2021	22000006	9.00

CSS Worker's Compensation Disbursements
Aug 2021 - Sep 2021 - By Check Amount

Client Code	Organization Code	Adjusting Office	State	Claim Designator	Policy Effective Date	Policy Number	Line	Claim Number	Payment Type	Claimant Name	Loss Date	Charge Date	Check Number	Check Amount
AT7	14480020024	095	UT	CM	01/01/2021	306T3656	WC	FSJ8604	E	INOKE HALENE	03/24/2021	09/23/2021	22000008	9.00
AT7	14480020024	095	UT	CM	01/01/2021	306T3656	WC	FSJ8604	E	INOKE HALENE	03/24/2021	09/23/2021	22000009	9.00
AT7	16690011	095	UT	CM	01/01/2021	306T3656	WC	FSS1126	E	OLSON KIMBALL	04/05/2021	09/23/2021	22000003	9.00
AT7	16690011	095	UT	CM	01/01/2021	306T3656	WC	FSS1126	E	OLSON KIMBALL	04/05/2021	09/23/2021	22000004	9.00
AT7	16110413	042	UT	CB	01/01/2021	306T3656	WC	FSS2261	E	LIRA ANTHONY J	04/15/2021	09/23/2021	22000015	9.00
AT7	16110413	042	UT	CB	01/01/2021	306T3656	WC	FSS2261	E	LIRA ANTHONY J	04/15/2021	09/23/2021	22000016	9.00
AT7	14050001001	042	UT	CB	01/01/2021	306T3656	WC	FSS5707	E	WILKINSON NICHOLA	05/04/2021	09/23/2021	22000010	9.00
AT7	14740003	042	UT	CB	01/01/2021	306T3656	WC	FTA3397	E	OBRAY TANNER	06/11/2021	09/23/2021	22000012	9.00
AT7	16080003004	095	UT	CM	01/01/2021	306T3656	WC	FTA4069	E	WHEELER HIRAM	05/23/2021	09/23/2021	22000009	9.00
AT7	16080001003	095	UT	CM	01/01/2021	306T3656	WC	FTA9307	E	STEPHENS BANNING	07/13/2021	09/23/2021	22000006	9.00
AT7	16080001003	095	UT	CM	01/01/2021	306T3656	WC	FTA9307	E	STEPHENS BANNING	07/13/2021	09/23/2021	22000007	9.00
AT7	14640012	042	UT	CB	01/01/2021	306T3656	WC	FTA9932	E	SCOVIL AMARIA	07/12/2021	09/23/2021	22000006	9.00
AT7	10480009	095	UT	CM	01/01/2021	306T3656	WC	FTK0436	E	LAURITSEN TODD	07/08/2021	09/23/2021	22000002	9.00
AT7	16080001003	042	UT	CB	01/01/2021	306T3656	WC	FTK3625	E	O'HARRA GORDON	07/15/2021	09/23/2021	22000005	9.00
AT7	16110111	095	UT	CM	01/01/2021	306T3656	WC	FTK4098	E	CROTHERS KRISTEEN	08/02/2021	09/23/2021	22000003	9.00
AT7	12960008	042	UT	CB	01/01/2021	306T3656	WC	FTK4420	E	OLESON PAUL	08/01/2021	09/23/2021	22000002	9.00
AT7	12570	042	UT	CB	01/01/2021	306T3656	WC	FTK4709	E	ABBOTT KARL M	08/07/2021	09/23/2021	22000003	9.00
AT7	13980006004	095	UT	CM	01/01/2021	306T3656	WC	FTK5082	E	JARED SHAW	08/10/2021	09/23/2021	22000002	9.00
AT7	13980006004	095	UT	CM	01/01/2021	306T3656	WC	FTK5082	E	JARED SHAW	08/10/2021	09/23/2021	22000003	9.00
AT7	13980006004	095	UT	CM	01/01/2021	306T3656	WC	FTK5492	E	TRISTAN JOHNSON	08/11/2021	09/23/2021	22000002	9.00
AT7	16080003001	095	UT	CM	01/01/2021	306T3656	WC	FTK6546	E	JEMMETT MIKE	07/07/2021	09/23/2021	22000005	9.00
AT7	11690008	095	UT	CM	01/01/2021	306T3656	WC	FTK6727	E	GILES TINA	08/18/2021	09/23/2021	22000002	9.00
AT7	14480007011	042	UT	CB	01/01/2021	306T3656	WC	FTK7049	E	SYKES JEAN J	08/18/2021	09/23/2021	22000006	9.00
AT7	15610015003	042	UT	CB	01/01/2021	306T3656	WC	FTK7667	E	JORGE AMORALES	08/20/2021	09/23/2021	22000002	9.00
AT7	15610015003	042	UT	CB	01/01/2021	306T3656	WC	FTK7667	E	JORGE AMORALES	08/20/2021	09/23/2021	22000003	9.00
AT7	11690007	095	UT	CM	01/01/2021	306T3656	WC	FTK8030	E	KAITLYN TIMOTHY	08/24/2021	09/23/2021	22000001	9.00
AT7	14480022030	095	UT	CM	01/01/2021	306T3656	WC	FTK9394	E	RYAN PETTIT	08/30/2021	09/23/2021	22000001	9.00
AT7	16140003	095	UT	CM	01/01/2021	306T3656	WC	FTK9448	E	DUSTIN TLABBE	08/30/2021	09/23/2021	22000001	9.00
AT7	14480011019	095	UT	CM	01/01/2021	306T3656	WC	FTK9676	E	JASON WARNER	08/24/2021	09/23/2021	22000001	9.00
AT7	14480022030	042	UT	CB	01/01/2021	306T3656	WC	FTK9775	E	SHAWN HANCOCK	08/27/2021	09/23/2021	22000002	9.00
AT7	14480022030	042	UT	CB	01/01/2021	306T3656	WC	FTK9775	E	SHAWN HANCOCK	08/27/2021	09/23/2021	22000003	9.00
AT7	11690007	095	UT	CM	01/01/2021	306T3656	WC	FTK9936	E	JOSEPH ZIMMERMAN	09/01/2021	09/23/2021	22000001	9.00
AT7	16080001004	095	UT	CM	01/01/2021	306T3656	WC	FTQ0619	E	ADAM BRANDT	08/26/2021	09/23/2021	22000001	9.00
AT7	16080001004	095	UT	CM	01/01/2021	306T3656	WC	FTQ0619	E	ADAM BRANDT	08/26/2021	09/23/2021	22000002	9.00
AT7	13980019	095	UT	CM	01/01/2021	306T3656	WC	FTQ1142	E	GARY LDEHEER	02/05/2021	09/23/2021	22000001	9.00
AT7	14480022030	042	UT	CB	01/01/2021	306T3656	WC	FTK9775	E	SHAWN HANCOCK	08/27/2021	09/24/2021	22000004	9.00
AT7	14480022030	042	UT	CB	01/01/2021	306T3656	WC	FTK9775	E	SHAWN HANCOCK	08/27/2021	09/24/2021	22000005	9.00
AT7	14480022030	042	UT	CB	01/01/2021	306T3656	WC	FTK9775	E	SHAWN HANCOCK	08/27/2021	09/24/2021	22000006	9.00
AT7	14480022030	042	UT	CB	01/01/2021	306T3656	WC	FTK9775	E	SHAWN HANCOCK	08/27/2021	09/24/2021	22000007	9.00

CSS Worker's Compensation Disbursements
Aug 2021 - Sep 2021 - By Check Amount

Client Code	Organization Code	Adjusting Office	State	Claim Designator	Policy Effective Date	Policy Number	Line	Claim Number	Payment Type	Claimant Name	Loss Date	Charge Date	Check Number	Check Amount
AT7	14640019	042	UT	CB	01/01/2021	306T3656	WC	FTA9145	E	GOODE JOSHUA	07/11/2021	09/27/2021	22000004	9.00
AT7	17310007	095	UT	CM	01/01/2021	306T3656	WC	FTK5959	E	LAPALE FETUUAHO J	08/12/2021	09/27/2021	22000003	9.00
AT7	13980019	042	UT	CB	01/01/2018	306T3656	WC	FJZ1240	E	HOPKINS EDWARD	11/07/2018	09/29/2021	22000042	9.00
AT7	11460	042	UT	CB	01/01/2020	306T3656	WC	FPD1532	E	HONE BRENT	02/11/2020	09/29/2021	22000114	9.00
AT7	14480002	042	UT	CB	01/01/2020	306T3656	WC	FPZ9135	E	BUNCE CHERIE	07/13/2020	09/29/2021	22000016	9.00
AT7	14480007008	095	UT	CM	01/01/2021	306T3656	WC	FRU3436	E	ALDER STEVE	01/07/2021	09/29/2021	22000012	9.00
AT7	16110413	042	UT	CB	01/01/2021	306T3656	WC	FSS2261	E	LIRA ANTHONY J	04/15/2021	09/29/2021	22000017	9.00
AT7	14050001001	042	UT	CB	01/01/2021	306T3656	WC	FSS5707	E	WILKINSON NICHOLA	05/04/2021	09/29/2021	22000011	9.00
AT7	10610005	042	UT	CB	01/01/2021	306T3656	WC	FSS6088	E	JACKSON BURKE A	04/22/2021	09/29/2021	22000009	9.00
AT7	16110211	042	UT	CB	01/01/2021	306T3656	WC	FTK0277	E	GRACIA LIONEL R	07/16/2021	09/29/2021	22000006	9.00
AT7	13660003	042	UT	CB	01/01/2021	306T3656	WC	FTK9767	E	JENNIFER WEIGHT	08/27/2021	09/29/2021	22000005	9.00
AT7	14480022030	042	UT	CB	01/01/2021	306T3656	WC	FTK9775	E	SHAWN HANCOCK	08/27/2021	09/29/2021	22000008	9.00
AT7	11660007	095	UT	CM	01/01/2021	306T3656	WC	FTQ0985	E	CHRISTOPH SHAW	09/01/2021	09/29/2021	22000001	9.00
AT7	14710	042	UT	CB	01/01/2018	306T3656	WC	FDN7129	E	RICKETTS SCOTT	08/28/2018	09/30/2021	22000002	9.00
AT7	14580010	042	UT	CB	01/01/2019	306T3656	WC	FKV9107	E	MANNING AMMON	01/07/2019	09/30/2021	22000090	9.00
AT7	13640004	042	UT	CB	01/01/2020	306T3656	WC	FPZ8038	E	RUNOLFSON GABRIEL	07/02/2020	09/30/2021	22000024	9.00
AT7	11830004	042	UT	CB	01/01/2020	306T3656	WC	FQV9711	E	MITCHELL TROY V	10/08/2020	09/30/2021	22000009	9.00
AT7	11640002	095	UT	CM	01/01/2020	306T3656	WC	FRP6369	E	ZACHARY HENDRICKS	11/28/2020	09/30/2021	22000003	9.00
AT7	16110200	095	UT	CM	01/01/2021	306T3656	WC	FRU6720	E	BIEN GLEN H	01/26/2021	09/30/2021	22000002	9.00
AT7	17870	095	UT	CM	01/01/2021	306T3656	WC	FSJ7845	E	ROCIO ESPITIA MAR	03/17/2021	09/30/2021	22000014	9.00
AT7	11640002	095	UT	CM	01/01/2021	306T3656	WC	FSS0371	E	ADRIAN GANDARIALL	03/31/2021	09/30/2021	22000001	9.00
AT7	11640002	095	UT	CM	01/01/2021	306T3656	WC	FSS0371	E	ADRIAN GANDARIALL	03/31/2021	09/30/2021	22000002	9.00
AT7	14050001001	042	UT	CB	01/01/2021	306T3656	WC	FSS5707	E	WILKINSON NICHOLA	05/04/2021	09/30/2021	22000012	9.00
AT7	13070002	095	UT	CM	01/01/2021	306T3656	WC	FSS6894	E	MOWER ANTHONY J	05/10/2021	09/30/2021	22000008	9.00
AT7	11200004	042	UT	CB	01/01/2021	306T3656	WC	FTA0846	E	EVANS MATTHEW	06/01/2021	09/30/2021	22000024	9.00
AT7	15130	042	UT	CB	01/01/2020	306T3656	WC	FTA3044	E	HOWARD JOHN A	10/30/2020	09/30/2021	22000003	9.00
AT7	14390002	042	UT	CB	01/01/2021	306T3656	WC	FTA4201	E	HADLOCK NICOLE	06/15/2021	09/30/2021	22000008	9.00
AT7	13750001	042	UT	CB	01/01/2021	306T3656	WC	FTA4299	E	ERIC KLEVEN	06/11/2021	09/30/2021	22000001	9.00
AT7	16110413	095	UT	CM	01/01/2021	306T3656	WC	FTA8515	E	CHAMBERLAIN DILLO	07/08/2021	09/30/2021	22000009	9.00
AT7	13980015	042	UT	CB	01/01/2021	306T3656	WC	FTA9068	E	THOMPSON JODI	07/12/2021	09/30/2021	22000007	9.00
AT7	14640019	042	UT	CB	01/01/2021	306T3656	WC	FTA9145	E	GOODE JOSHUA	07/11/2021	09/30/2021	22000005	9.00
AT7	14640019	042	UT	CB	01/01/2021	306T3656	WC	FTA9145	E	GOODE JOSHUA	07/11/2021	09/30/2021	22000006	9.00
AT7	14640012	042	UT	CB	01/01/2021	306T3656	WC	FTA9932	E	SCOVIL AMARIA	07/12/2021	09/30/2021	22000007	9.00
AT7	16080002005	042	UT	CB	01/01/2021	306T3656	WC	FTK2327	E	BENJAMIN HODGES	07/28/2021	09/30/2021	22000001	9.00
AT7	16080002005	042	UT	CB	01/01/2021	306T3656	WC	FTK2327	E	BENJAMIN HODGES	07/28/2021	09/30/2021	22000002	9.00
AT7	16080002005	042	UT	CB	01/01/2021	306T3656	WC	FTK2327	E	BENJAMIN HODGES	07/28/2021	09/30/2021	22000003	9.00
AT7	15320001	042	UT	CB	01/01/2021	306T3656	WC	FTK2892	E	RICHARDSON MICHA E	07/08/2021	09/30/2021	22000004	9.00
AT7	16080003002	042	UT	CB	01/01/2021	306T3656	WC	FTK6222	E	CHET ELLIS	07/07/2021	09/30/2021	22000002	9.00
AT7	14500002	042	UT	CB	01/01/2021	306T3656	WC	FTK7594	E	ERIK HBRADSON	08/20/2021	09/30/2021	22000002	9.00

CSS Worker's Compensation Disbursements
Aug 2021 - Sep 2021 - By Check Amount

Client Code	Organization Code	Adjusting Office	State	Claim Designator	Policy Effective Date	Policy Number	Line	Claim Number	Payment Type	Claimant Name	Loss Date	Charge Date	Check Number	Check Amount
AT7	15610015003	042	UT	CB	01/01/2021	306T3656	WC	FTK7667	E	JORGE AMORALES	08/20/2021	09/30/2021	22000005	9.00
AT7	11690007	095	UT	CM	01/01/2021	306T3656	WC	FTK8030	E	KAITLYN TIMOTHY	08/24/2021	09/30/2021	22000002	9.00
AT7	16110611	095	UT	CM	01/01/2021	306T3656	WC	FTK8308	E	TAYLOR BEVERETT	08/24/2021	09/30/2021	22000001	9.00
AT7	14480011019	095	UT	CM	01/01/2021	306T3656	WC	FTK9676	E	JASON WARNER	08/24/2021	09/30/2021	22000002	9.00
AT7	13660003	042	UT	CB	01/01/2021	306T3656	WC	FTK9767	E	JENNIFER WEIGHT	08/27/2021	09/30/2021	22000008	9.00
AT7	14480022030	042	UT	CB	01/01/2021	306T3656	WC	FTK9775	E	SHAWN HANCOCK	08/27/2021	09/30/2021	22000009	9.00
AT7	14480022030	042	UT	CB	01/01/2021	306T3656	WC	FTK9775	E	SHAWN HANCOCK	08/27/2021	09/30/2021	22000010	9.00
AT7	11170	095	UT	CM	01/01/2021	306T3656	WC	FTQ0118	E	SHERIDAN CCHAMBER	08/30/2021	09/30/2021	22000003	9.00
AT7	16080001002	042	UT	CB	01/01/2021	306T3656	WC	FTQ2341	E	GEOFFREY WALKER	08/24/2021	09/30/2021	22000001	9.00
AT7	12360001	042	UT	CB	01/01/2021	306T3656	WC	FTK5938	M	GARCIA RODRIGO	08/12/2021	09/02/2021	2278584	8.67
AT7	17080	042	UT	CB	01/01/2021	306T3656	WC	FTA3715	M	PARRISH GREG	06/03/2021	09/09/2021	2280645	7.72
AT7	13270	042	UT	CB	01/01/1998	306T4813	WC	A4J7016	M	BIRD TRACY	07/25/1998	09/16/2021	2282426	5.29
AT7	10610005	042	UT	CB	01/01/2021	306T3656	WC	FSS6088	M	JACKSON BURKE A	04/22/2021	09/23/2021	2284318	4.56
AT7	15610015003	042	UT	CB	01/01/2021	306T3656	WC	FTA7023	M	ADAMS ZACHARY K	06/30/2021	09/29/2021	67787407	4.50
AT7	16110500	095	UT	CM	01/01/2021	306T3656	WC	FTK0541	M	SEEGMILLER MARY E	07/16/2021	09/02/2021	2278577	3.98
AT7	14480022042	042	UT	CB	01/01/2014	306T3656	WC	EZD6207	M	SHERWOOD GREG	01/30/2014	09/09/2021	2280181	3.25
AT7	14480022042	042	UT	CB	01/01/2014	306T3656	WC	EZD6207	M	SHERWOOD GREG	01/30/2014	09/30/2021	2285949	3.25
AT7	13230003	042	UT	CB	01/01/2008	306T3656	WC	A5V0682	E	CHERRY JAY	10/27/2008	09/02/2021	22000124	0.98
AT7	14480022042	042	UT	CB	01/01/2014	306T3656	WC	EZD6207	E	SHERWOOD GREG	01/30/2014	09/30/2021	22000290	0.66
AT7	13260	042	UT	CB	01/01/2019	306T3656	WC	FMP1766	M	MYERS LAURA	08/19/2019	09/27/2021	92390193	(0.05)
AT7	16140003	042	UT	CB	01/01/2021	306T3656	WC	FSJ6849	E	HAYES SARAH	03/18/2021	09/23/2021	22000013	(22.04)
AT7	15610020	042	UT	CB	01/01/2021	306T3656	WC	FRU5648	E	CLAYSON BLAKE L	01/13/2021	09/30/2021	22000008	(23.70)
AT7	14640019	042	UT	CB	01/01/2020	306T3656	WC	FQM1241	E	ALLEN BRAD R	7/11/2020	8/18/2021	22000021	(24.67)
AT7	16360	042	UT	CB	01/01/2020	306T3656	WC	FPZ2981	E	WOODWARD COLLEEN	6/16/2020	8/17/2021	22000025	(25.51)
AT7	16140005	042	UT	CB	01/01/2020	306T3656	WC	FQV1826	E	PAYNE MICHAEL E	03/25/2020	09/16/2021	22000033	(25.70)
AT7	14480007012	042	UT	CB	01/01/2020	306T3656	WC	FQV9028	E	ROBINSON ZAC	10/21/2020	08/05/2021	22000056	(26.00)
AT7	14050001001	042	UT	CB	01/01/2021	306T3656	WC	FSS5707	M	WILKINSON NICHOLA	05/04/2021	08/11/2021	67729783	(27.32)
AT7	16410	042	UT	CB	01/01/2020	306T3656	WC	FQM3702	M	MCDONALD CHAD	08/07/2020	09/17/2021	92388249	(40.00)
AT7	11830001	042	UT	CB	01/01/2020	306T3656	WC	FRP6931	C	HOLT CHAD	11/30/2020	09/03/2021	92388204	(136.04)
AT7	13090	042	UT	CB	01/01/2008	306T3656	WC	A9E6171	M	CLEMENT DEAN R	03/03/2008	09/02/2021	92387997	(141.82)
AT7	11620	042	UT	CB	01/01/2020	306T3656	WC	FTK6511	M	UNGARD JONATHAN	09/25/2020	09/23/2021	92390085	(170.80)
AT7	13200004	042	UT	CB	01/01/2018	306T3656	WC	FCJ7697	C	RYNEARSON KYLER J	05/06/2018	09/20/2021	92389761	(196.09)
AT7	11830001	042	UT	CB	01/01/2020	306T3656	WC	FRP6931	M	HOLT CHAD	11/30/2020	09/24/2021	92390184	(258.46)
AT7	14050001001	042	UT	CB	01/01/2021	306T3656	WC	FSS5707	C	WILKINSON NICHOLA	5/4/2021	8/11/2021	67729782	(272.56)
AT7	11560003	042	UT	CB	01/01/2021	306T3656	WC	FRU8588	E	CREEK KELSIE	02/05/2021	09/20/2021	22000036	(426.57)
AT7	10190	042	UT	CB	01/01/2020	306T3656	WC	FPD4391	M	TOVAR EVELYN	02/12/2020	08/17/2021	92386179	(804.64)
AT7	17080	042	UT	CB	01/01/2021	306T3656	WC	FTA3715	C	PARRISH GREG	06/03/2021	09/23/2021	258058	(954.00)
AT7	14640019	042	UT	CB	01/01/2020	306T3656	WC	FQM1241	M	ALLEN BRAD R	07/11/2020	08/12/2021	67713772	(1,735.79)
AT7	16560	042	UT	CB	01/01/2016	306T3656	WC	E7W2352	C	WILSON DAVID S	08/10/2016	09/30/2021	92390643	(2,731.12)

**CSS Worker's Compensation Disbursements
Aug 2021 - Sep 2021 - By Check Amount**

Client Code	Organization Code	Adjusting Office	State	Claim Designator	Policy Effective Date	Policy Number	Line	Claim Number	Payment Type	Claimant Name	Loss Date	Charge Date	Check Number	Check Amount
AT7	11830001	042	UT	CB	01/01/2020	306T3656	WC	FRP6931	M	HOLT CHAD	11/30/2020	09/03/2021	92388204	(4,920.73)
AT7	16560	042	UT	CB	01/01/2016	306T3656	WC	E7W2352	M	WILSON DAVID S	08/10/2016	09/30/2021	92390643	(5,024.98)
AT7	13200004	042	UT	CB	01/01/2018	306T3656	WC	FCJ7697	M	RYNEARSON KYLER J	05/06/2018	09/20/2021	92389761	(5,141.16)
AT7	13090	042	UT	CB	01/01/2018	306T3656	WC	FCJ7718	C	CHAPPEL PATRICIA	5/8/2018	8/6/2021	92385054	(41,518.64)
AT7	13090	042	UT	CB	01/01/2018	306T3656	WC	FCJ7718	M	CHAPPEL PATRICIA	5/8/2018	8/6/2021	92385054	(54,245.99)
Total													2371	1,098,367.81

CSS Worker's Compensation Disbursements
Aug 2021 - Sep 2021 - By Check Number

Client Code	Organization Code	Adjusting Office	State	Claim Designator	Policy Effective Date	Policy Number	Line	Claim Number	Payment Type	Claimant Name	Loss Date	Charge Date	Check Number	Check Amount
AT7	13160001	042	UT	CB	01/01/2019	306T3656	WC	FKN5056	C	LYNCH KEVIN S	01/04/2019	08/02/2021	227754	1,148.00
AT7	11620	042	UT	CB	01/01/2019	306T3656	WC	FNE5850	C	HAMMACK RANDY	11/30/2019	08/06/2021	231249	1,222.00
AT7	12690002	042	UT	CB	01/01/2021	306T3656	WC	FSS2485	C	MORROW JOSHUA	04/18/2021	08/06/2021	231258	1,750.00
AT7	12110002	042	UT	CB	01/01/2020	306T3656	WC	FQV6925	C	CROUSE AMBER	10/13/2020	08/06/2021	231273	1,507.05
AT7	14740003	042	UT	CB	01/01/2021	306T3656	WC	FTA3397	C	OBRAY TANNER	06/11/2021	08/06/2021	231350	166.29
AT7	10640	042	UT	CB	01/01/2016	306T3656	WC	ESL7571	C	BATES LAURIE	01/19/2016	08/06/2021	231407	427.00
AT7	11030003	042	UT	CB	01/01/2021	306T3656	WC	FSJ9109	C	HARRIS ANDREW D	03/30/2021	08/11/2021	234231	265.60
AT7	13160001	042	UT	CB	01/01/2019	306T3656	WC	FKN5056	M	LYNCH KEVIN S	01/04/2019	08/12/2021	235248	156.80
AT7	13160001	042	UT	CB	01/01/2019	306T3656	WC	FKN5056	C	LYNCH KEVIN S	01/04/2019	08/16/2021	236656	1,148.00
AT7	16110413	042	UT	CB	01/01/2021	306T3656	WC	FSS2261	C	LIRA ANTHONY J	04/15/2021	08/16/2021	236668	1,084.00
AT7	16110413	042	UT	CB	01/01/2021	306T3656	WC	FSS2261	C	LIRA ANTHONY J	04/15/2021	08/16/2021	236670	232.30
AT7	13900	042	UT	CB	01/01/2021	306T3656	WC	FSJ3306	C	BERRYHILL LORRAIN	03/02/2021	08/18/2021	238544	1,096.00
AT7	13900	042	UT	CB	01/01/2021	306T3656	WC	FSJ3306	C	BERRYHILL LORRAIN	03/02/2021	08/18/2021	238546	234.86
AT7	10640	042	UT	CB	01/01/2016	306T3656	WC	ESL7571	M	BATES LAURIE	01/19/2016	08/18/2021	238572	285.60
AT7	11620	042	UT	CB	01/01/2019	306T3656	WC	FNE5850	C	HAMMACK RANDY	11/30/2019	08/20/2021	240170	1,222.00
AT7	12690002	042	UT	CB	01/01/2021	306T3656	WC	FSS2485	C	MORROW JOSHUA	04/18/2021	08/20/2021	240174	1,750.00
AT7	14480002	042	UT	CB	01/01/2020	306T3656	WC	FPZ9135	M	BUNCE CHERIE	07/13/2020	08/20/2021	240286	84.30
AT7	12110002	042	UT	CB	01/01/2020	306T3656	WC	FQV6925	C	CROUSE AMBER	10/13/2020	08/20/2021	240349	685.98
AT7	16110500	042	UT	CB	01/01/2021	306T3656	WC	FTK5361	C	MITCHELL RKENDRIC	08/11/2021	08/23/2021	241080	146.56
AT7	13160001	042	UT	CB	01/01/2019	306T3656	WC	FKN5056	C	LYNCH KEVIN S	01/04/2019	08/30/2021	245657	1,148.00
AT7	16110413	042	UT	CB	01/01/2021	306T3656	WC	FSS2261	C	LIRA ANTHONY J	04/15/2021	08/30/2021	245668	542.00
AT7	13900	042	UT	CB	01/01/2021	306T3656	WC	FSJ3306	C	BERRYHILL LORRAIN	03/02/2021	09/01/2021	247492	1,096.00
AT7	11620	042	UT	CB	01/01/2019	306T3656	WC	FNE5850	C	HAMMACK RANDY	11/30/2019	09/03/2021	249221	1,222.00
AT7	12690002	042	UT	CB	01/01/2021	306T3656	WC	FSS2485	C	MORROW JOSHUA	04/18/2021	09/03/2021	249236	1,750.00
AT7	12110002	042	UT	CB	01/01/2020	306T3656	WC	FQV6925	C	CROUSE AMBER	10/13/2020	09/03/2021	249451	1,442.18
AT7	11030003	042	UT	CB	01/01/2021	306T3656	WC	FSJ9109	C	HARRIS ANDREW D	03/30/2021	09/08/2021	251613	117.22
AT7	13160001	042	UT	CB	01/01/2019	306T3656	WC	FKN5056	C	LYNCH KEVIN S	01/04/2019	09/13/2021	254503	2,525.60
AT7	14480007011	042	UT	CB	01/01/2021	306T3656	WC	FTK7049	C	SYKES JEAN J	08/18/2021	09/15/2021	256489	880.00
AT7	13900	042	UT	CB	01/01/2021	306T3656	WC	FSJ3306	C	BERRYHILL LORRAIN	03/02/2021	09/15/2021	256525	548.00
AT7	16410	042	UT	CB	01/01/2020	306T3656	WC	FQM3702	M	MCDONALD CHAD	08/07/2020	09/17/2021	257606	211.68
AT7	11620	042	UT	CB	01/01/2019	306T3656	WC	FNE5850	C	HAMMACK RANDY	11/30/2019	09/17/2021	258042	1,222.00
AT7	17080	042	UT	CB	01/01/2021	306T3656	WC	FTA3715	C	PARRISH GREG	06/03/2021	09/17/2021	258058	954.00
AT7	17080	042	UT	CB	01/01/2021	306T3656	WC	FTA3715	C	PARRISH GREG	06/03/2021	09/23/2021	258058	(954.00)
AT7	12690002	042	UT	CB	01/01/2021	306T3656	WC	FSS2485	C	MORROW JOSHUA	04/18/2021	09/17/2021	258064	1,750.00
AT7	12110002	042	UT	CB	01/01/2020	306T3656	WC	FQV6925	C	CROUSE AMBER	10/13/2020	09/20/2021	259014	1,007.93
AT7	14480007011	042	UT	CB	01/01/2021	306T3656	WC	FTK7049	C	SYKES JEAN J	08/18/2021	09/29/2021	265546	880.00

CSS Worker's Compensation Disbursements
Aug 2021 - Sep 2021 - By Check Number

Client Code	Organization Code	Adjusting Office	State	Claim Designator	Policy Effective Date	Policy Number	Line	Claim Number	Payment Type	Claimant Name	Loss Date	Charge Date	Check Number	Check Amount
AT7	17080	042	UT	CB	01/01/2021	306T3656	WC	FTA3715	C	PARRISH GREG	06/03/2021	09/30/2021	266143	954.00
AT7	14480022030	042	UT	CB	01/01/2020	306T3656	WC	FQM9200	M	THORPE BRITTNEY	09/03/2020	08/03/2021	2269807	529.64
AT7	17870	095	UT	CM	01/01/2021	306T3656	WC	FSJ7845	M	ROCIO ESPITIA MAR	03/17/2021	08/03/2021	2269967	1,010.51
AT7	13230004	042	UT	CB	01/01/2009	306T3656	WC	A4J5660	C	CRUMP DANNY R	07/21/2009	08/05/2021	2270603	1,209.80
AT7	12940	042	UT	CB	01/01/1991	306T4813	WC	A4J6991	M	ANDREASON J. BLAI	07/09/1991	08/05/2021	2270682	52.61
AT7	13230	042	UT	CB	01/01/1993	306T4813	WC	A4J7027	M	SERASSIO DARLA	10/15/1993	08/05/2021	2270683	32.87
AT7	15610016	042	UT	CB	01/01/2010	306T3656	WC	EKT6413	M	MONEY STEVEN	08/11/2010	08/05/2021	2270850	74.50
AT7	10480008	042	UT	CB	01/01/2013	306T3656	WC	EXW9444	M	BEAN JOANNE	10/17/2013	08/05/2021	2270867	52.61
AT7	14480022042	042	UT	CB	01/01/2014	306T3656	WC	EZD6207	M	SHERWOOD GREG	01/30/2014	08/05/2021	2270870	26.59
AT7	14480007011	042	UT	CB	01/01/2019	306T3656	WC	FMX3723	M	JONES LAURIE	10/03/2019	08/05/2021	2271003	82.84
AT7	14480022030	042	UT	CB	01/01/2020	306T3656	WC	FQM9200	M	THORPE BRITTNEY	09/03/2020	08/05/2021	2271211	15.66
AT7	15320023	042	UT	CB	01/01/2021	306T3656	WC	FSS8030	M	JOHNSON KAREN	05/14/2021	08/05/2021	2271273	193.05
AT7	11200004	042	UT	CB	01/01/2021	306T3656	WC	FTA0846	M	EVANS MATTHEW	06/01/2021	08/05/2021	2271301	54.50
AT7	14190017	042	UT	CB	01/01/2021	306T3656	WC	FTA8041	M	LIDDELL LISA	07/02/2021	08/10/2021	2272091	85.33
AT7	14190017	042	UT	CB	01/01/2021	306T3656	WC	FTA8041	M	LIDDELL LISA	07/02/2021	08/10/2021	2272092	85.33
AT7	14190017	042	UT	CB	01/01/2021	306T3656	WC	FTA8041	M	LIDDELL LISA	07/02/2021	08/10/2021	2272093	85.33
AT7	12810	042	UT	CB	01/01/2008	306T3656	WC	A5V0391	C	SKINNER CHARLES B	11/03/2008	08/11/2021	2272208	928.46
AT7	17310	042	UT	CB	01/01/2005	306T4813	WC	EZD4860	C	SHROPE LOUIS	02/17/2005	08/11/2021	2272372	753.93
AT7	13270	042	UT	CB	01/01/1998	306T4813	WC	A4J7016	M	BIRD TRACY	07/25/1998	08/12/2021	2272765	448.49
AT7	13230	042	UT	CB	01/01/1993	306T4813	WC	A4J7027	M	SERASSIO DARLA	10/15/1993	08/12/2021	2272766	252.48
AT7	11110	042	UT	CB	01/01/1989	306T4813	WC	A4J7066	M	JENSEN MICHAEL	04/25/1989	08/12/2021	2272767	2,022.30
AT7	13160001	042	UT	CB	01/01/2019	306T3656	WC	FKN5056	M	LYNCH KEVIN S	01/04/2019	08/12/2021	2273021	51.72
AT7	15320001	095	UT	CM	01/01/2021	306T3656	WC	FSS3931	M	CLARK TRAVIS W	04/20/2021	08/12/2021	2273279	273.79
AT7	16080001003	095	UT	CM	01/01/2021	306T3656	WC	FTA9307	M	STEPHENS BANNING	07/13/2021	08/12/2021	2273325	1,371.54
AT7	14190017	042	UT	CB	01/01/2021	306T3656	WC	FTA8041	M	LIDDELL LISA	07/02/2021	08/17/2021	2274064	85.33
AT7	14190017	042	UT	CB	01/01/2021	306T3656	WC	FTA8041	M	LIDDELL LISA	07/02/2021	08/17/2021	2274065	85.33
AT7	13230004	042	UT	CB	01/01/2009	306T3656	WC	A4J5660	C	CRUMP DANNY R	07/21/2009	08/19/2021	2274633	1,209.80
AT7	10810	042	UT	CB	01/01/2004	306T4813	WC	A4J2029	M	HANSGEN BRYAN	10/12/2004	08/19/2021	2274710	178.97
AT7	13180	042	UT	CB	01/01/2004	306T4813	WC	A4J2112	M	BELL GERALD	08/20/2004	08/19/2021	2274711	29.72
AT7	13270	042	UT	CB	01/01/1998	306T4813	WC	A4J7016	M	BIRD TRACY	07/25/1998	08/19/2021	2274712	106.16
AT7	00503	042	UT	CB	01/01/1987	306T4813	WC	A4J7031	M	ARCHIBEQUE ALICE	08/13/1987	08/19/2021	2274713	19.54
AT7	15750	042	UT	CB	01/01/2007	306T3656	WC	CAU6403	M	NEWSOME PAUL	08/06/2007	08/19/2021	2274784	612.07
AT7	10810001	042	UT	CB	01/01/2014	306T3656	WC	E0C0856	M	TERRY JEFFREY L	04/02/2014	08/19/2021	2274914	231.40
AT7	13160001	042	UT	CB	01/01/2019	306T3656	WC	FKN5056	M	LYNCH KEVIN S	01/04/2019	08/19/2021	2274985	211.78
AT7	16110413	042	UT	CB	01/01/2021	306T3656	WC	FSS2261	M	LIRA ANTHONY J	04/15/2021	08/19/2021	2275142	29.04
AT7	13660	042	UT	CB	01/01/2007	306T3656	WC	CAU3007	C	PENOVICH MICHAEL	07/05/2007	08/20/2021	2275223	2,260.00

CSS Worker's Compensation Disbursements
Aug 2021 - Sep 2021 - By Check Number

Client Code	Organization Code	Adjusting Office	State	Claim Designator	Policy Effective Date	Policy Number	Line	Claim Number	Payment Type	Claimant Name	Loss Date	Charge Date	Check Number	Check Amount
AT7	14050001	042	UT	CB	01/01/2017	306T3656	WC	E9A2530	M	VERNON JARED L	01/09/2017	08/24/2021	2275458	494.14
AT7	14190017	042	UT	CB	01/01/2021	306T3656	WC	FTA8041	M	LIDDELL LISA	07/02/2021	08/24/2021	2275917	85.33
AT7	16080001003	095	UT	CM	01/01/2021	306T3656	WC	FTK0308	M	BRASS SEAN	07/05/2021	08/24/2021	2275969	356.50
AT7	16080002001	042	UT	CB	01/01/2021	306T3656	WC	FTK0467	M	NICOLE SNELSON	05/04/2021	08/24/2021	2275970	354.84
AT7	12810	042	UT	CB	01/01/2008	306T3656	WC	A5V0391	C	SKINNER CHARLES B	11/03/2008	08/25/2021	2276074	928.46
AT7	17310	042	UT	CB	01/01/2005	306T4813	WC	EZD4860	C	SHROPE LOUIS	02/17/2005	08/25/2021	2276239	753.93
AT7	17750	042	UT	CB	01/01/2021	306T3656	WC	FSS3108	M	STEPHENSON MARK	03/16/2021	08/25/2021	2276378	117.74
AT7	17750	042	UT	CB	01/01/2021	306T3656	WC	FSS3108	M	STEPHENSON MARK	03/16/2021	08/25/2021	2276379	112.40
AT7	16080001003	042	UT	CB	01/01/2021	306T3656	WC	FTA1104	M	WEBB ADAM	05/24/2021	08/25/2021	2276392	235.40
AT7	16080001003	042	UT	CB	01/01/2021	306T3656	WC	FTA1104	M	WEBB ADAM	05/24/2021	08/25/2021	2276393	123.85
AT7	13270	042	UT	CB	01/01/1998	306T4813	WC	A4J7016	M	BIRD TRACY	07/25/1998	08/26/2021	2276490	116.69
AT7	13230	042	UT	CB	01/01/1993	306T4813	WC	A4J7027	M	SERASSIO DARLA	10/15/1993	08/26/2021	2276491	293.52
AT7	14580	042	UT	CB	01/01/1990	306T4813	WC	A4J7033	M	OAKS EDWIN	08/08/1990	08/26/2021	2276492	758.78
AT7	13160001	042	UT	CB	01/01/2019	306T3656	WC	FKN5056	M	LYNCH KEVIN S	01/04/2019	08/26/2021	2276703	43.35
AT7	11450	042	UT	CB	01/01/2020	306T3656	WC	FPR7119	M	PHILLIPS JOHN	05/12/2020	08/26/2021	2276765	275.85
AT7	13900	042	UT	CB	01/01/2021	306T3656	WC	FSJ3306	M	BERRYHILL LORRAIN	03/02/2021	08/26/2021	2276815	38.48
AT7	16110211	095	UT	CM	01/01/2021	306T3656	WC	FSS8790	M	CABERO JOSE E	05/20/2021	08/26/2021	2276829	94.33
AT7	11200004	042	UT	CB	01/01/2021	306T3656	WC	FTA0846	M	EVANS MATTHEW	06/01/2021	08/26/2021	2276854	175.16
AT7	14050001001	042	UT	CB	01/01/2021	306T3656	WC	FTA7813	M	CRNICH ANDY S	07/02/2021	08/26/2021	2276861	21.21
AT7	16110211	042	UT	CB	01/01/2021	306T3656	WC	FTK0277	M	GRACIA LIONEL R	07/16/2021	08/26/2021	2276872	102.16
AT7	16110500	042	UT	CB	01/01/2021	306T3656	WC	FTK5361	M	MITCHELL RKENDRIC	08/11/2021	08/26/2021	2276876	13.59
AT7	11460	042	UT	CB	01/01/2020	306T3656	WC	FPD1532	M	HONE BRENT	02/11/2020	08/31/2021	2277206	153.90
AT7	13580	042	UT	CB	01/01/2021	306T3656	WC	FRU2531	M	NAKAI RITA	01/05/2021	08/31/2021	2277298	1,388.61
AT7	13900	042	UT	CB	01/01/2021	306T3656	WC	FSJ3306	M	BERRYHILL LORRAIN	03/02/2021	08/31/2021	2277332	124.19
AT7	14190017	042	UT	CB	01/01/2021	306T3656	WC	FTA8041	M	LIDDELL LISA	07/02/2021	08/31/2021	2277449	104.20
AT7	14190017	042	UT	CB	01/01/2021	306T3656	WC	FTA8041	M	LIDDELL LISA	07/02/2021	08/31/2021	2277450	85.33
AT7	10610006	042	UT	CB	01/01/2021	306T3656	WC	FTK1113	M	MCWILLIAMS SHAUN	07/10/2021	09/01/2021	2277998	136.80
AT7	10610006	042	UT	CB	01/01/2021	306T3656	WC	FTK1113	M	MCWILLIAMS SHAUN	07/10/2021	09/01/2021	2277999	136.80
AT7	13230004	042	UT	CB	01/01/2009	306T3656	WC	A4J5660	C	CRUMP DANNY R	07/21/2009	09/02/2021	2278007	1,209.80
AT7	13180	042	UT	CB	01/01/2004	306T4813	WC	A4J2112	M	BELL GERALD	08/20/2004	09/02/2021	2278082	202.65
AT7	12940	042	UT	CB	01/01/1991	306T4813	WC	A4J6991	M	ANDREASON J. BLAI	07/09/1991	09/02/2021	2278083	433.25
AT7	10810	042	UT	CB	01/01/1998	306T4813	WC	A4J7023	M	PATTERSON WILLIAM	09/25/1998	09/02/2021	2278084	130.59
AT7	14760	042	UT	CB	01/01/1995	306T4813	WC	A4J7034	M	ERICSON EDWIN	08/22/1995	09/02/2021	2278085	85.46
AT7	12310	042	UT	CB	01/01/2011	306T3656	WC	ENP4640	M	NEDESKY DAVID	03/23/2011	09/02/2021	2278241	28.50
AT7	14480022042	042	UT	CB	01/01/2014	306T3656	WC	EZD6207	M	SHERWOOD GREG	01/30/2014	09/02/2021	2278263	24.72
AT7	13900	042	UT	CB	01/01/2021	306T3656	WC	FSJ3306	M	BERRYHILL LORRAIN	03/02/2021	09/02/2021	2278511	34.69

CSS Worker's Compensation Disbursements
Aug 2021 - Sep 2021 - By Check Number

Client Code	Organization Code	Adjusting Office	State	Claim Designator	Policy Effective Date	Policy Number	Line	Claim Number	Payment Type	Claimant Name	Loss Date	Charge Date	Check Number	Check Amount
AT7	16690019	042	UT	CB	01/01/2021	306T3656	WC	FSJ9843	M	PERKINS GLENNARAE	04/02/2021	09/02/2021	2278513	182.25
AT7	11030002	095	UT	CM	01/01/2021	306T3656	WC	FTA7326	M	DAVID SANTIAGO	06/30/2021	09/02/2021	2278557	36.01
AT7	16110211	042	UT	CB	01/01/2021	306T3656	WC	FTK0277	M	GRACIA LIONEL R	07/16/2021	09/02/2021	2278576	37.44
AT7	16110500	095	UT	CM	01/01/2021	306T3656	WC	FTK0541	M	SEEGMILLER MARY E	07/16/2021	09/02/2021	2278577	3.98
AT7	16110111	095	UT	CM	01/01/2021	306T3656	WC	FTK4098	M	KRISTEEN NCROTHER	08/02/2021	09/02/2021	2278581	112.83
AT7	12360001	042	UT	CB	01/01/2021	306T3656	WC	FTK5938	M	GARCIA RODRIGO	08/12/2021	09/02/2021	2278584	8.67
AT7	12810	042	UT	CB	01/01/2008	306T3656	WC	ASV0391	C	SKINNER CHARLES B	11/03/2008	09/08/2021	2278981	928.46
AT7	17310	042	UT	CB	01/01/2005	306T4813	WC	EZD4860	C	SHROPE LOUIS	02/17/2005	09/08/2021	2279084	753.93
AT7	14480022040	042	UT	CB	01/01/2020	306T3656	WC	FQV0297	M	BUFTON BEAU	09/12/2020	09/08/2021	2279273	1,730.23
AT7	14190012	042	UT	CB	01/01/2021	306T3656	WC	FRU6257	M	MILLER DARIN	01/12/2021	09/08/2021	2279310	119.25
AT7	17750	042	UT	CB	01/01/2021	306T3656	WC	FSS3108	M	STEPHENSON MARK	03/16/2021	09/08/2021	2279411	112.40
AT7	17750	042	UT	CB	01/01/2021	306T3656	WC	FSS3108	M	STEPHENSON MARK	03/16/2021	09/08/2021	2279412	117.33
AT7	10610006	042	UT	CB	01/01/2021	306T3656	WC	FTK1113	M	MCWILLIAMS SHAUN	07/10/2021	09/08/2021	2279612	195.75
AT7	16080001003	042	UT	CB	01/01/2021	306T3656	WC	FTK3625	M	O'HARRA GORDON	07/15/2021	09/08/2021	2279616	136.80
AT7	10310002	042	UT	CB	01/01/2021	306T3656	WC	FTK7818	M	ALLRED LIESL K	08/20/2021	09/08/2021	2279641	224.50
AT7	10310002	042	UT	CB	01/01/2021	306T3656	WC	FTK7818	M	ALLRED LIESL K	08/20/2021	09/08/2021	2279642	170.00
AT7	10310002	042	UT	CB	01/01/2021	306T3656	WC	FTK7818	M	ALLRED LIESL K	08/20/2021	09/08/2021	2279643	232.00
AT7	13270	042	UT	CB	01/01/1998	306T4813	WC	A4J7016	M	BIRD TRACY	07/25/1998	09/09/2021	2279976	448.49
AT7	10810	042	UT	CB	01/01/1998	306T4813	WC	A4J7023	M	PATTERSON WILLIAM	09/25/1998	09/09/2021	2279977	334.45
AT7	11110	042	UT	CB	01/01/1989	306T4813	WC	A4J7066	M	JENSEN MICHAEL	04/25/1989	09/09/2021	2279978	2,022.30
AT7	14480022040	042	UT	CB	01/01/2012	306T3656	WC	EVF6215	M	RANDALL JASON L	12/18/2012	09/09/2021	2280166	20.80
AT7	14500002	042	UT	CB	01/01/2012	306T3656	WC	EVF6273	M	MOLLING MARC H	12/20/2012	09/09/2021	2280167	31.41
AT7	14480022042	042	UT	CB	01/01/2014	306T3656	WC	EZD6207	M	SHERWOOD GREG	01/30/2014	09/09/2021	2280181	3.25
AT7	17750	042	UT	CB	01/01/2021	306T3656	WC	FSS3108	M	STEPHENSON MARK	03/16/2021	09/09/2021	2280583	71.38
AT7	13980005	042	UT	CB	01/01/2021	306T3656	WC	FSS7255	M	THOMPSON THAD	04/10/2021	09/09/2021	2280584	229.18
AT7	12600004	042	UT	CB	01/01/2021	306T3656	WC	FSS9274	M	WARD SHANE E	05/22/2021	09/09/2021	2280588	16.69
AT7	14740003	095	UT	CM	01/01/2021	306T3656	WC	FTA0759	M	LEONARD LAYNE	05/24/2021	09/09/2021	2280640	18.85
AT7	15610014	095	UT	CM	01/01/2021	306T3656	WC	FTA1329	M	SPANN MARY	06/02/2021	09/09/2021	2280641	15.06
AT7	17080	042	UT	CB	01/01/2021	306T3656	WC	FTA3715	M	PARRISH GREG	06/03/2021	09/09/2021	2280645	7.72
AT7	14580006	042	UT	CB	01/01/2020	306T3656	WC	FQV2656	M	HARRISON JOSEPH	09/21/2020	09/14/2021	2281504	254.03
AT7	14190017	042	UT	CB	01/01/2021	306T3656	WC	FTA8041	M	LIDDELL LISA	07/02/2021	09/14/2021	2281687	104.20
AT7	14190017	042	UT	CB	01/01/2021	306T3656	WC	FTA8041	M	LIDDELL LISA	07/02/2021	09/14/2021	2281688	104.20
AT7	14190017	042	UT	CB	01/01/2021	306T3656	WC	FTA8041	M	LIDDELL LISA	07/02/2021	09/14/2021	2281689	104.20
AT7	10610006	042	UT	CB	01/01/2021	306T3656	WC	FTK1113	M	MCWILLIAMS SHAUN	07/10/2021	09/14/2021	2281725	131.40
AT7	10610006	042	UT	CB	01/01/2021	306T3656	WC	FTK1113	M	MCWILLIAMS SHAUN	07/10/2021	09/14/2021	2281726	136.80
AT7	10310002	042	UT	CB	01/01/2021	306T3656	WC	FTK7818	M	ALLRED LIESL K	08/20/2021	09/14/2021	2281740	244.50

CSS Worker's Compensation Disbursements
Aug 2021 - Sep 2021 - By Check Number

Client Code	Organization Code	Adjusting Office	State	Claim Designator	Policy Effective Date	Policy Number	Line	Claim Number	Payment Type	Claimant Name	Loss Date	Charge Date	Check Number	Check Amount
AT7	13230004	042	UT	CB	01/01/2009	306T3656	WC	A4J5660	C	CRUMP DANNY R	07/21/2009	09/16/2021	2282356	1,209.80
AT7	11600	042	UT	CB	01/01/1997	306T4813	WC	A4J6994	M	SORENSEN THOMAS	05/07/1997	09/16/2021	2282425	23.21
AT7	13270	042	UT	CB	01/01/1998	306T4813	WC	A4J7016	M	BIRD TRACY	07/25/1998	09/16/2021	2282426	5.29
AT7	15750	042	UT	CB	01/01/2007	306T3656	WC	CAU6403	M	NEWSOME PAUL	08/06/2007	09/16/2021	2282491	341.04
AT7	15610016	042	UT	CB	01/01/2010	306T3656	WC	EKT6413	M	MONEY STEVEN	08/11/2010	09/16/2021	2282599	74.50
AT7	10810001	042	UT	CB	01/01/2014	306T3656	WC	E0C0856	M	TERRY JEFFREY L	04/02/2014	09/16/2021	2282628	33.17
AT7	14050001001	042	UT	CB	01/01/2021	306T3656	WC	FSS5707	M	WILKINSON NICHOLA	05/04/2021	09/16/2021	2282783	174.36
AT7	16110211	042	UT	CB	01/01/2021	306T3656	WC	FTK0277	M	GRACIA LIONEL R	07/16/2021	09/16/2021	2282818	10.30
AT7	14190012	042	UT	CB	01/01/2021	306T3656	WC	FRU6257	M	MILLER DARIN	01/12/2021	09/21/2021	2283246	139.95
AT7	17750	042	UT	CB	01/01/2021	306T3656	WC	FSS3108	M	STEPHENSON MARK	03/16/2021	09/21/2021	2283322	127.59
AT7	17750	042	UT	CB	01/01/2021	306T3656	WC	FSS3108	M	STEPHENSON MARK	03/16/2021	09/21/2021	2283323	117.33
AT7	14190017	042	UT	CB	01/01/2021	306T3656	WC	FTA8041	M	LIDDELL LISA	07/02/2021	09/21/2021	2283401	107.08
AT7	10610006	042	UT	CB	01/01/2021	306T3656	WC	FTK1113	M	MCWILLIAMS SHAUN	07/10/2021	09/21/2021	2283440	131.40
AT7	14480007011	042	UT	CB	01/01/2021	306T3656	WC	FTK7049	M	SYKES JEAN J	08/18/2021	09/21/2021	2283463	248.13
AT7	10310002	042	UT	CB	01/01/2021	306T3656	WC	FTK7818	M	ALLRED LIESL K	08/20/2021	09/21/2021	2283465	224.00
AT7	10310002	042	UT	CB	01/01/2021	306T3656	WC	FTK7818	M	ALLRED LIESL K	08/20/2021	09/21/2021	2283466	238.39
AT7	13660003	042	UT	CB	01/01/2021	306T3656	WC	FTK9767	M	JENNIFER WEIGHT	08/27/2021	09/21/2021	2283474	224.00
AT7	13660003	042	UT	CB	01/01/2021	306T3656	WC	FTK9767	M	JENNIFER WEIGHT	08/27/2021	09/21/2021	2283475	267.50
AT7	12810	042	UT	CB	01/01/2008	306T3656	WC	A5V0391	C	SKINNER CHARLES B	11/03/2008	09/22/2021	2283599	928.46
AT7	13660	042	UT	CB	01/01/2007	306T3656	WC	CAU3007	C	PENOVICH MICHAEL	07/05/2007	09/22/2021	2283647	2,260.00
AT7	17310	042	UT	CB	01/01/2005	306T4813	WC	EZD4860	C	SHROPE LOUIS	02/17/2005	09/22/2021	2283760	753.93
AT7	10810	042	UT	CB	01/01/2004	306T4813	WC	A4J2029	M	HANSGEN BRYAN	10/12/2004	09/23/2021	2283975	178.97
AT7	13180	042	UT	CB	01/01/2004	306T4813	WC	A4J2112	M	BELL GERALD	08/20/2004	09/23/2021	2283976	29.72
AT7	10810	042	UT	CB	01/01/1998	306T4813	WC	A4J7023	M	PATTERSON WILLIAM	09/25/1998	09/23/2021	2283977	120.04
AT7	13230	042	UT	CB	01/01/1993	306T4813	WC	A4J7027	M	SERASSIO DARLA	10/15/1993	09/23/2021	2283978	63.24
AT7	14580	042	UT	CB	01/01/1990	306T4813	WC	A4J7033	M	OAKS EDWIN	08/08/1990	09/23/2021	2283979	758.78
AT7	15750	042	UT	CB	01/01/2007	306T3656	WC	CAU6403	M	NEWSOME PAUL	08/06/2007	09/23/2021	2284028	71.68
AT7	13980019	042	UT	CB	01/01/2018	306T3656	WC	FJZ1240	M	HOPKINS EDWARD	11/07/2018	09/23/2021	2284196	88.68
AT7	16110413	042	UT	CB	01/01/2021	306T3656	WC	FSS2261	M	LIRA ANTHONY J	04/15/2021	09/23/2021	2284317	19.20
AT7	10610005	042	UT	CB	01/01/2021	306T3656	WC	FSS6088	M	JACKSON BURKE A	04/22/2021	09/23/2021	2284318	4.56
AT7	11660007	095	UT	CM	01/01/2021	306T3656	WC	FTQ0985	M	CHRISTOPH SHAW	09/01/2021	09/23/2021	2284388	3,611.10
AT7	11460	042	UT	CB	01/01/2020	306T3656	WC	FPD1532	M	HONE BRENT	02/11/2020	09/28/2021	2284716	308.00
AT7	14190017	042	UT	CB	01/01/2021	306T3656	WC	FTA8041	M	LIDDELL LISA	07/02/2021	09/28/2021	2285025	107.08
AT7	14190017	042	UT	CB	01/01/2021	306T3656	WC	FTA8041	M	LIDDELL LISA	07/02/2021	09/28/2021	2285026	85.33
AT7	11520	095	UT	CM	01/01/2021	306T3656	WC	FTK3048	M	NEAL KCARROLL	07/27/2021	09/28/2021	2285086	178.20
AT7	16080001003	042	UT	CB	01/01/2021	306T3656	WC	FTK3625	M	O'HARRA GORDON	07/15/2021	09/28/2021	2285089	151.20

CSS Worker's Compensation Disbursements
Aug 2021 - Sep 2021 - By Check Number

Client Code	Organization Code	Adjusting Office	State	Claim Designator	Policy Effective Date	Policy Number	Line	Claim Number	Payment Type	Claimant Name	Loss Date	Charge Date	Check Number	Check Amount
AT7	16080001003	042	UT	CB	01/01/2021	306T3656	WC	FTK3625	M	O'HARRA GORDON	07/15/2021	09/28/2021	2285090	151.20
AT7	13660003	042	UT	CB	01/01/2021	306T3656	WC	FTK9767	M	JENNIFER WEIGHT	08/27/2021	09/28/2021	2285116	241.89
AT7	13660003	042	UT	CB	01/01/2021	306T3656	WC	FTK9767	M	JENNIFER WEIGHT	08/27/2021	09/29/2021	2285655	168.00
AT7	13230004	042	UT	CB	01/01/2009	306T3656	WC	A4J5660	C	CRUMP DANNY R	07/21/2009	09/30/2021	2285692	1,209.80
AT7	12940	042	UT	CB	01/01/1991	306T4813	WC	A4J6991	M	ANDREASON J. BLAI	07/09/1991	09/30/2021	2285766	433.25
AT7	13270	042	UT	CB	01/01/1998	306T4813	WC	A4J7016	M	BIRD TRACY	07/25/1998	09/30/2021	2285767	535.75
AT7	10810	042	UT	CB	01/01/1998	306T4813	WC	A4J7023	M	PATTERSON WILLIAM	09/25/1998	09/30/2021	2285768	88.91
AT7	12310	042	UT	CB	01/01/2011	306T3656	WC	ENP4640	M	NEDESKY DAVID	03/23/2011	09/30/2021	2285928	28.50
AT7	14480022042	042	UT	CB	01/01/2014	306T3656	WC	EZD6207	M	SHERWOOD GREG	01/30/2014	09/30/2021	2285949	3.25
AT7	11450	042	UT	CB	01/01/2020	306T3656	WC	FPR7119	M	PHILLIPS JOHN	05/12/2020	09/30/2021	2286088	256.63
AT7	13980007	042	UT	CB	01/01/2021	306T3656	WC	FSS5718	M	COATES JENNY	05/03/2021	09/30/2021	2286178	371.35
AT7	11200004	042	UT	CB	01/01/2021	306T3656	WC	FTA0846	M	EVANS MATTHEW	06/01/2021	09/30/2021	2286199	175.16
AT7	14480007011	042	UT	CB	01/01/2021	306T3656	WC	FTK7049	M	SYKES JEAN J	08/18/2021	09/30/2021	2286212	170.19
AT7	14480022034	095	UT	CM	01/01/2021	306T3656	WC	FSS6984	E	COREY CLUFF	05/08/2021	08/05/2021	22000001	16.29
AT7	14680008	095	UT	CM	01/01/2021	306T3656	WC	FTA1529	E	DAVE JORDAN	05/31/2021	08/05/2021	22000001	19.82
AT7	15320001	095	UT	CM	01/01/2021	306T3656	WC	FTA5160	E	BRANDON ALUCAS	06/21/2021	08/05/2021	22000001	9.00
AT7	14660002	095	UT	CM	01/01/2021	306T3656	WC	FTA5694	E	RILEY ELTON	06/22/2021	08/05/2021	22000001	9.00
AT7	14050003005	042	UT	CB	01/01/2021	306T3656	WC	FTA8310	E	MITCHELL BRENT	07/07/2021	08/05/2021	22000001	28.88
AT7	14480007010	042	UT	CB	01/01/2021	306T3656	WC	FTA8379	E	TY VAN NOSDOL	06/08/2021	08/05/2021	22000001	9.00
AT7	16110413	095	UT	CM	01/01/2021	306T3656	WC	FTA8515	E	DILLON MCHAMBERLA	07/08/2021	08/05/2021	22000001	9.00
AT7	16110220	095	UT	CM	01/01/2021	306T3656	WC	FTA9170	E	NICHOLAS JPETERSO	07/12/2021	08/05/2021	22000001	9.00
AT7	10750007	095	UT	CM	01/01/2021	306T3656	WC	FTK0005	E	CONNOR DELAND	07/14/2021	08/05/2021	22000001	9.00
AT7	16080001003	095	UT	CM	01/01/2021	306T3656	WC	FTK0308	E	SEAN BRASS	07/05/2021	08/05/2021	22000001	9.00
AT7	14740003	095	UT	CM	01/01/2021	306T3656	WC	FTK0449	E	KOLT DOUGLAS	07/12/2021	08/05/2021	22000001	9.00
AT7	14050001001	042	UT	CB	01/01/2021	306T3656	WC	FTA7813	E	CRNICH ANDY S	07/02/2021	08/10/2021	22000001	9.00
AT7	13020007	095	UT	CM	01/01/2021	306T3656	WC	FSS7648	E	CORY FENTON	04/17/2021	08/12/2021	22000001	21.19
AT7	16080001005	042	UT	CB	01/01/2021	306T3656	WC	FSS8253	E	ZOE FEDDERSON	05/18/2021	08/12/2021	22000001	60.98
AT7	16080001005	042	UT	CB	01/01/2021	306T3656	WC	FTA2856	E	DANIEL DONLEVY	06/10/2021	08/12/2021	22000001	44.09
AT7	13980001	042	UT	CB	01/01/2021	306T3656	WC	FTA9068	E	THOMPSON JODI	07/12/2021	08/12/2021	22000001	9.00
AT7	14050001004	095	UT	CM	01/01/2021	306T3656	WC	FTA9418	E	JAREN O'DRISCOLL	07/10/2021	08/12/2021	22000001	9.00
AT7	11910002	042	UT	CB	01/01/2021	306T3656	WC	FTA9766	E	NICHOLAS TOBLER	07/15/2021	08/12/2021	22000001	9.00
AT7	14640012	042	UT	CB	01/01/2021	306T3656	WC	FTA9932	E	AMARIA SCOVIL	07/12/2021	08/12/2021	22000001	19.37
AT7	16110211	042	UT	CB	01/01/2021	306T3656	WC	FTK0277	E	GRACIA LIONEL R	07/16/2021	08/12/2021	22000001	23.80
AT7	16110500	095	UT	CM	01/01/2021	306T3656	WC	FTK0541	E	MARY ESEGMILLER	07/16/2021	08/12/2021	22000001	9.00
AT7	10750005	095	UT	CM	01/01/2021	306T3656	WC	FTK0739	E	ADDISON RODRIGUEZ	07/20/2021	08/12/2021	22000001	9.00
AT7	10610006	042	UT	CB	01/01/2021	306T3656	WC	FTK1113	E	MCWILLIAMS SHAUN	07/10/2021	08/12/2021	22000001	13.78

CSS Worker's Compensation Disbursements
Aug 2021 - Sep 2021 - By Check Number

Client Code	Organization Code	Adjusting Office	State	Claim Designator	Policy Effective Date	Policy Number	Line	Claim Number	Payment Type	Claimant Name	Loss Date	Charge Date	Check Number	Check Amount
AT7	17310002	095	UT	CM	01/01/2021	306T3656	WC	FTK1203	E	KEVIN UNGERER	07/01/2021	08/12/2021	22000001	9.00
AT7	12360003	095	UT	CM	01/01/2021	306T3656	WC	FTK1993	E	LOPEZ CINDY	07/26/2021	08/12/2021	22000001	24.81
AT7	12740	095	UT	CM	01/01/2021	306T3656	WC	FSJ8905	E	ELWOOD RODNEY L	03/30/2021	08/18/2021	22000001	9.27
AT7	16080001003	095	UT	CM	01/01/2021	306T3656	WC	FTA9307	E	STEPHENS BANNING	07/13/2021	08/18/2021	22000001	9.00
AT7	14660	095	UT	CM	01/01/2020	306T3656	WC	FQV1088	E	JACKIE KING	09/02/2020	08/19/2021	22000001	9.00
AT7	15750004	095	UT	CM	01/01/2020	306T3656	WC	FRP6048	E	GARRETT TONE	10/05/2020	08/19/2021	22000001	9.00
AT7	11830009	095	UT	CM	01/01/2021	306T3656	WC	FTA5618	E	TYRONE HINCK	06/22/2021	08/19/2021	22000001	9.00
AT7	13650003	095	UT	CM	01/01/2021	306T3656	WC	FTA8157	E	RUSSELL WOODLAND	07/06/2021	08/19/2021	22000001	12.44
AT7	16110413	095	UT	CM	01/01/2021	306T3656	WC	FTA9544	E	COLLIN MHUTCHINGS	07/14/2021	08/19/2021	22000001	9.00
AT7	14480007010	095	UT	CM	01/01/2021	306T3656	WC	FTA9708	E	CORY VANNOSDOL	07/14/2021	08/19/2021	22000001	9.00
AT7	14260008	095	UT	CM	01/01/2021	306T3656	WC	FTA9810	E	JOE RATHBONE	07/13/2021	08/19/2021	22000001	9.00
AT7	16110500	095	UT	CM	01/01/2021	306T3656	WC	FTK0296	E	KADEN RHUMPHREY	07/16/2021	08/19/2021	22000001	9.00
AT7	10480009	095	UT	CM	01/01/2021	306T3656	WC	FTK0436	E	TODD LAURITSEN	07/08/2021	08/19/2021	22000001	11.82
AT7	16080002001	042	UT	CB	01/01/2021	306T3656	WC	FTK0467	E	NICOLE SNELSON	05/04/2021	08/19/2021	22000001	9.00
AT7	15610021	095	UT	CM	01/01/2021	306T3656	WC	FTK1840	E	KYLEE KINDER	07/23/2021	08/19/2021	22000001	9.00
AT7	14480022044	095	UT	CM	01/01/2021	306T3656	WC	FTK2065	E	AANOR BEGAY	07/24/2021	08/19/2021	22000001	9.00
AT7	14500002	095	UT	CM	01/01/2021	306T3656	WC	FTK2072	E	ERIK HBRADSON	07/27/2021	08/19/2021	22000001	9.00
AT7	14680007	095	UT	CM	01/01/2021	306T3656	WC	FTK2604	E	JACOB LAGRONE	07/20/2021	08/19/2021	22000001	9.00
AT7	14680007	095	UT	CM	01/01/2021	306T3656	WC	FTK2608	E	DUSTIN HARDCASTLE	07/28/2021	08/19/2021	22000001	9.00
AT7	15320001	042	UT	CB	01/01/2021	306T3656	WC	FTK2892	E	MICHAEL JRICHARDS	07/08/2021	08/19/2021	22000001	9.00
AT7	16690023	095	UT	CM	01/01/2021	306T3656	WC	FTK3000	E	GABRIELLEMARICHA	07/19/2021	08/19/2021	22000001	9.00
AT7	14480003100	095	UT	CM	01/01/2021	306T3656	WC	FTK3018	E	ALICE BLACK	07/28/2021	08/19/2021	22000001	9.00
AT7	16110510	042	UT	CB	01/01/2021	306T3656	WC	FTK3182	E	DAVID EOXENDINE	07/30/2021	08/19/2021	22000001	9.00
AT7	16080001003	095	UT	CM	01/01/2021	306T3656	WC	FTK3697	E	AARON WOOD	07/20/2021	08/19/2021	22000001	9.00
AT7	14480011019	095	UT	CM	01/01/2021	306T3656	WC	FTK3856	E	JARED DAVIS	07/30/2021	08/19/2021	22000001	9.00
AT7	13200004	095	UT	CM	01/01/2021	306T3656	WC	FTK4708	E	KAREN DILLE	07/28/2021	08/19/2021	22000001	9.00
AT7	12230001041	095	UT	CM	01/01/2021	306T3656	WC	FTA4495	E	CAIDA BOWEN	06/16/2021	08/26/2021	22000001	47.32
AT7	16110510	095	UT	CM	01/01/2021	306T3656	WC	FTA4947	E	CARLOS CAVILA	06/19/2021	08/26/2021	22000001	9.00
AT7	11520	042	UT	CB	01/01/2021	306T3656	WC	FTA5885	E	NELSON GREG	06/23/2021	08/26/2021	22000001	10.94
AT7	10750007	042	UT	CB	01/01/2021	306T3656	WC	FTA8295	E	PETERSEN CHAD	07/07/2021	08/26/2021	22000001	24.20
AT7	14640019	095	UT	CM	01/01/2021	306T3656	WC	FTA9145	E	JOSHUA GOODE	07/11/2021	08/26/2021	22000001	47.65
AT7	16110510	095	UT	CM	01/01/2021	306T3656	WC	FTK0596	E	JORDAN CHOLT	07/19/2021	08/26/2021	22000001	9.00
AT7	13980007	095	UT	CM	01/01/2021	306T3656	WC	FTK0936	E	NATHAN STANDLEY	07/15/2021	08/26/2021	22000001	9.00
AT7	10610007	095	UT	CM	01/01/2021	306T3656	WC	FTK3256	E	MICHAEL CARLSON	07/28/2021	08/26/2021	22000001	155.36
AT7	16080001003	042	UT	CB	01/01/2021	306T3656	WC	FTK3625	E	GORDON O'HARRA	07/15/2021	08/26/2021	22000001	9.00
AT7	11690013	095	UT	CM	01/01/2021	306T3656	WC	FTK4127	E	JOSE LOPEZ	08/04/2021	08/26/2021	22000001	9.00

CSS Worker's Compensation Disbursements
Aug 2021 - Sep 2021 - By Check Number

Client Code	Organization Code	Adjusting Office	State	Claim Designator	Policy Effective Date	Policy Number	Line	Claim Number	Payment Type	Claimant Name	Loss Date	Charge Date	Check Number	Check Amount
AT7	10750007	095	UT	CM	01/01/2021	306T3656	WC	FTK4137	E	KEEDAN VINSON	08/05/2021	08/26/2021	22000001	9.00
AT7	14100	095	UT	CM	01/01/2021	306T3656	WC	FTK4167	E	BEAU FULLMER	08/04/2021	08/26/2021	22000001	9.00
AT7		095	UT	CM	01/01/2021	306T3656	WC	FTK4591	E	JACKIE WILSON	07/26/2021	08/26/2021	22000001	10.27
AT7	11620	042	UT	CB	01/01/2020	306T3656	WC	FTK6511	E	JONATHAN UNGARD	09/25/2020	08/26/2021	22000001	9.00
AT7	16110500	042	UT	CB	01/01/2021	306T3656	WC	FTK5361	E	KENDRICK MITCHELL	08/11/2021	09/01/2021	22000001	9.00
AT7	16110211	095	UT	CM	01/01/2021	306T3656	WC	FSS9550	E	ASHWORTH JEFFREY	05/21/2021	09/02/2021	22000001	9.00
AT7	11490026	095	UT	CM	01/01/2021	306T3656	WC	FTA0287	E	BELL CARRI R	01/13/2021	09/02/2021	22000001	22.49
AT7	13880	095	UT	CB	01/01/2021	306T3656	WC	FTK2761	E	SODERQUIST BLAKE	07/28/2021	09/02/2021	22000001	9.00
AT7	12960001	095	UT	CM	01/01/2021	306T3656	WC	FTK3987	E	GODFREY JEREMY	08/03/2021	09/02/2021	22000001	12.44
AT7	12960008	042	UT	CB	01/01/2021	306T3656	WC	FTK4420	E	OLESON PAUL	08/01/2021	09/02/2021	22000001	10.94
AT7	17310003	095	UT	CM	01/01/2021	306T3656	WC	FTK5564	E	PRICE STEPHEN	08/06/2021	09/02/2021	22000001	9.00
AT7	10810002	095	UT	CM	01/01/2021	306T3656	WC	FTK6282	E	MEUNRATH SISAVANH	08/13/2021	09/02/2021	22000001	9.54
AT7	16080003001	095	UT	CM	01/01/2021	306T3656	WC	FTK6546	E	JEMMETT MIKE	07/07/2021	09/02/2021	22000001	9.00
AT7	10310002	042	UT	CB	01/01/2021	306T3656	WC	FTK7818	E	ALLRED LIESL K	08/20/2021	09/02/2021	22000001	10.73
AT7	10110	095	UT	CM	01/01/2021	306T3656	WC	FSJ7590	E	GRAYSON GUBLER	03/23/2021	09/07/2021	22000001	9.00
AT7	16080001005	095	UT	CM	01/01/2020	306T3656	WC	FRP5621	E	LUSSIER BRENNNA	11/30/2020	09/10/2021	22000001	9.00
AT7	11220	095	UT	CM	01/01/2021	306T3656	WC	FTA8866	E	WAHLBERG DENNIS	07/10/2021	09/10/2021	22000001	21.35
AT7	12570	042	UT	CB	01/01/2021	306T3656	WC	FTK4709	E	ABBOTT KARL M	08/07/2021	09/10/2021	22000001	19.40
AT7	16080001001	042	UT	CB	01/01/2021	306T3656	WC	FTK5315	E	JOHNSON TODD	08/09/2021	09/10/2021	22000001	9.00
AT7	17310007	095	UT	CM	01/01/2021	306T3656	WC	FTK5959	E	LAPALE FETUUHAHO J	08/12/2021	09/10/2021	22000001	9.00
AT7	11690008	095	UT	CM	01/01/2021	306T3656	WC	FTK6727	E	GILES TINA	08/18/2021	09/10/2021	22000001	9.00
AT7	15320027	095	UT	CM	01/01/2021	306T3656	WC	FTK7357	E	ADAMS CARSON S	08/16/2021	09/10/2021	22000001	9.00
AT7	14480022042	095	UT	CM	01/01/2021	306T3656	WC	FTK7688	E	HICKMAN ADAM	08/20/2021	09/10/2021	22000001	9.00
AT7	14480007011	095	UT	CM	01/01/2021	306T3656	WC	FTK7728	E	HOYAL PAULA	08/20/2021	09/10/2021	22000001	9.00
AT7	12790	095	UT	CM	01/01/2021	306T3656	WC	FTK7939	E	ROBINSON DATHON N	08/24/2021	09/10/2021	22000001	14.54
AT7	11030002	095	UT	CM	01/01/2021	306T3656	WC	FTA7326	E	SANTIAGO DAVID	06/30/2021	09/15/2021	22000001	9.27
AT7	16110111	095	UT	CM	01/01/2021	306T3656	WC	FTK4098	E	CROTHERS KRISTEEN	08/02/2021	09/15/2021	22000001	9.89
AT7	12360001	042	UT	CB	01/01/2021	306T3656	WC	FTK5938	E	GARCIA RODRIGO	08/12/2021	09/15/2021	22000001	9.00
AT7	11640002	095	UT	CM	01/01/2020	306T3656	WC	FRP6369	E	ZACHARY HENDRICKS	11/28/2020	09/16/2021	22000001	9.00
AT7	14480022030	042	UT	CB	01/01/2021	306T3656	WC	FTK0677	E	JOJI VAKALALA	07/19/2021	09/16/2021	22000001	27.72
AT7	14790001	095	UT	CM	01/01/2021	306T3656	WC	FTK1219	E	PARKER JBJORN DAL	07/08/2021	09/16/2021	22000001	9.00
AT7	13980006004	095	UT	CM	01/01/2021	306T3656	WC	FTK5082	E	JARED SHAW	08/10/2021	09/16/2021	22000001	9.00
AT7	14480007012	095	UT	CM	01/01/2021	306T3656	WC	FTK5500	E	MILDRED BRAMBLE	08/11/2021	09/16/2021	22000001	9.00
AT7	16080003002	042	UT	CB	01/01/2021	306T3656	WC	FTK6222	E	CHET ELLIS	07/07/2021	09/16/2021	22000001	10.63
AT7	11830001	042	UT	CB	01/01/2021	306T3656	WC	FTK6373	E	MORGAN BRIAN	08/11/2021	09/16/2021	22000001	9.00
AT7	16690015	095	UT	CM	01/01/2021	306T3656	WC	FTK6388	E	JANALEE EYRE	07/07/2021	09/16/2021	22000001	9.00

CSS Worker's Compensation Disbursements
Aug 2021 - Sep 2021 - By Check Number

Client Code	Organization Code	Adjusting Office	State	Claim Designator	Policy Effective Date	Policy Number	Line	Claim Number	Payment Type	Claimant Name	Loss Date	Charge Date	Check Number	Check Amount
AT7	14480007011	095	UT	CM	01/01/2021	306T3656	WC	FTK6497	E	NURIT BASSETT	08/09/2021	09/16/2021	22000001	9.00
AT7	14480007011	042	UT	CB	01/01/2021	306T3656	WC	FTK7049	E	SYKES JEAN J	08/18/2021	09/16/2021	22000001	651.46
AT7	17310003	095	UT	CM	01/01/2021	306T3656	WC	FTK7425	E	FRED PPACHECO JR	08/20/2021	09/16/2021	22000001	9.00
AT7	14500002	042	UT	CB	01/01/2021	306T3656	WC	FTK7594	E	ERIK HBRADESON	08/20/2021	09/16/2021	22000001	9.00
AT7	15610015003	042	UT	CB	01/01/2021	306T3656	WC	FTK7667	E	JORGE AMORALES	08/20/2021	09/16/2021	22000001	21.77
AT7	11030002	095	UT	CM	01/01/2021	306T3656	WC	FTK8381	E	JORDAN NIELSON	08/23/2021	09/16/2021	22000001	9.00
AT7	11420003	042	UT	CB	01/01/2021	306T3656	WC	FTK8560	E	SORENSEN LEE	08/25/2021	09/16/2021	22000001	9.00
AT7	17310002	095	UT	CM	01/01/2021	306T3656	WC	FTK8563	E	DAVID MAUMAU	08/24/2021	09/16/2021	22000001	9.00
AT7	13660003	042	UT	CB	01/01/2021	306T3656	WC	FTK9767	E	JENNIFER WEIGHT	08/27/2021	09/16/2021	22000001	9.00
AT7	11170	095	UT	CM	01/01/2021	306T3656	WC	FTQ0118	E	SHERIDAN CCHAMBER	08/30/2021	09/16/2021	22000001	9.00
AT7	13230003	095	UT	CM	01/01/2021	306T3656	WC	FTQ0601	E	BENJAMIN DAYLEY	08/31/2021	09/16/2021	22000001	9.00
AT7	14480022030	042	UT	CB	01/01/2021	306T3656	WC	FTK9775	E	SHAWN HANCOCK	08/27/2021	09/22/2021	22000001	9.00
AT7	14710	042	UT	CB	01/01/2018	306T3656	WC	FDN7129	E	RICKETTS SCOTT	08/28/2018	09/23/2021	22000001	9.00
AT7	16110211	095	UT	CM	01/01/2021	306T3656	WC	FSS9213	E	LUKE LJESSOP	05/20/2021	09/23/2021	22000001	14.58
AT7	13980006004	095	UT	CM	01/01/2021	306T3656	WC	FTK5492	E	TRISTAN JOHNSON	08/11/2021	09/23/2021	22000001	29.79
AT7	12230001041	095	UT	CM	01/01/2021	306T3656	WC	FTK5843	E	BROOKELLE PETERSON	08/02/2021	09/23/2021	22000001	17.82
AT7	11690007	095	UT	CM	01/01/2021	306T3656	WC	FTK8030	E	KAITLYN TIMOTHY	08/24/2021	09/23/2021	22000001	9.00
AT7	12960001	042	UT	CB	01/01/2021	306T3656	WC	FTK8865	E	JEREMY GODFREY	08/26/2021	09/23/2021	22000001	11.39
AT7	14480022030	095	UT	CM	01/01/2021	306T3656	WC	FTK9394	E	RYAN PETTIT	08/30/2021	09/23/2021	22000001	9.00
AT7	16140003	095	UT	CM	01/01/2021	306T3656	WC	FTK9448	E	DUSTIN TLABBE	08/30/2021	09/23/2021	22000001	9.00
AT7	14480011019	095	UT	CM	01/01/2021	306T3656	WC	FTK9676	E	JASON WARNER	08/24/2021	09/23/2021	22000001	9.00
AT7	11690007	095	UT	CM	01/01/2021	306T3656	WC	FTK9936	E	JOSEPH ZIMMERMAN	09/01/2021	09/23/2021	22000001	9.00
AT7	16080001004	095	UT	CM	01/01/2021	306T3656	WC	FTQ0619	E	ADAM BRANDT	08/26/2021	09/23/2021	22000001	9.00
AT7	13980019	095	UT	CM	01/01/2021	306T3656	WC	FTQ1142	E	GARY LDEHEER	02/05/2021	09/23/2021	22000001	9.00
AT7	11520	095	UT	CM	01/01/2021	306T3656	WC	FTK3048	E	NEAL KCARROLL	07/27/2021	09/29/2021	22000001	14.35
AT7	11660007	095	UT	CM	01/01/2021	306T3656	WC	FTQ0985	E	CHRISTOPH SHAW	09/01/2021	09/29/2021	22000001	9.00
AT7	11640002	095	UT	CM	01/01/2021	306T3656	WC	FSS0371	E	ADRIAN GANDARIALL	03/31/2021	09/30/2021	22000001	9.00
AT7	13750001	042	UT	CB	01/01/2021	306T3656	WC	FTA4299	E	ERIC KLEVEN	06/11/2021	09/30/2021	22000001	9.00
AT7	16080002005	042	UT	CB	01/01/2021	306T3656	WC	FTK2327	E	BENJAMIN HODGES	07/28/2021	09/30/2021	22000001	9.00
AT7	14190012	095	UT	CM	01/01/2021	306T3656	WC	FTK7206	E	DAVID COLLINS	08/16/2021	09/30/2021	22000001	10.89
AT7	16110611	095	UT	CM	01/01/2021	306T3656	WC	FTK8308	E	TAYLOR BEVERETT	08/24/2021	09/30/2021	22000001	9.00
AT7	14190021	095	UT	CM	01/01/2021	306T3656	WC	FTQ2099	E	LINDSAY CRICHLAW	08/18/2021	09/30/2021	22000001	10.89
AT7	16080001002	042	UT	CB	01/01/2021	306T3656	WC	FTQ2341	E	GEOFFREY WALKER	08/24/2021	09/30/2021	22000001	9.00
AT7	11640002	095	UT	CM	01/01/2021	306T3656	WC	FSS7010	E	POWERS BRAYDEN	05/08/2021	08/05/2021	22000002	9.00
AT7	16110211	095	UT	CM	01/01/2021	306T3656	WC	FSS8038	E	CHRISTIAN BURKELE	05/13/2021	08/05/2021	22000002	9.00
AT7	14480001	095	UT	CM	01/01/2021	306T3656	WC	FTA6915	E	LEWIS KATHERINE	06/28/2021	08/05/2021	22000002	9.00

CSS Worker's Compensation Disbursements
Aug 2021 - Sep 2021 - By Check Number

Client Code	Organization Code	Adjusting Office	State	Claim Designator	Policy Effective Date	Policy Number	Line	Claim Number	Payment Type	Claimant Name	Loss Date	Charge Date	Check Number	Check Amount
AT7	14480022042	095	UT	CM	01/01/2021	306T3656	WC	FTA8395	E	TINDALL JAMES	07/06/2021	08/05/2021	22000002	9.00
AT7	14190017	042	UT	CB	01/01/2021	306T3656	WC	FTA8041	E	LIDDELL LISA	07/02/2021	08/11/2021	22000002	14.04
AT7	13980003	095	UT	CM	01/01/2021	306T3656	WC	FSS0982	E	WILLS JAMES	04/08/2021	08/12/2021	22000002	14.81
AT7	16080001005	042	UT	CB	01/01/2021	306T3656	WC	FTA2856	E	DANIEL DONLEVY	06/10/2021	08/12/2021	22000002	9.00
AT7	17080	042	UT	CB	01/01/2021	306T3656	WC	FTA3715	E	PARRISH GREG	06/03/2021	08/12/2021	22000002	10.17
AT7	14050001001	042	UT	CB	01/01/2021	306T3656	WC	FTA7813	E	CRNICH ANDY S	07/02/2021	08/12/2021	22000002	1,261.92
AT7	14050003005	042	UT	CB	01/01/2021	306T3656	WC	FTA8310	E	MITCHELL BRENT	07/07/2021	08/12/2021	22000002	19.67
AT7	14740002	095	UT	CM	01/01/2021	306T3656	WC	FTA9284	E	LOVE BENJAMIN	07/05/2021	08/12/2021	22000002	9.00
AT7	12360003	095	UT	CM	01/01/2021	306T3656	WC	FTK1993	E	LOPEZ CINDY	07/26/2021	08/12/2021	22000002	41.77
AT7	16080001003	095	UT	CM	01/01/2021	306T3656	WC	FTA9307	E	STEPHENS BANNING	07/13/2021	08/18/2021	22000002	9.00
AT7	14660	095	UT	CM	01/01/2020	306T3656	WC	FQM8795	E	EASTEP JOSHUA	08/28/2020	08/19/2021	22000002	9.00
AT7	14660	095	UT	CM	01/01/2020	306T3656	WC	FQV1088	E	JACKIE KING	09/02/2020	08/19/2021	22000002	9.00
AT7	16110413	095	UT	CM	01/01/2021	306T3656	WC	FTA8515	E	CHAMBERLAIN DILLO	07/08/2021	08/19/2021	22000002	9.00
AT7	13980001	042	UT	CB	01/01/2021	306T3656	WC	FTA9068	E	THOMPSON JODI	07/12/2021	08/19/2021	22000002	225.16
AT7	14480007010	095	UT	CM	01/01/2021	306T3656	WC	FTA9708	E	CORY VANNOSDOL	07/14/2021	08/19/2021	22000002	9.00
AT7	14260008	095	UT	CM	01/01/2021	306T3656	WC	FTA9810	E	JOE RATHBONE	07/13/2021	08/19/2021	22000002	9.00
AT7	10750007	095	UT	CM	01/01/2021	306T3656	WC	FTK0005	E	DELAND CONNOR	07/14/2021	08/19/2021	22000002	9.00
AT7	16080001003	095	UT	CM	01/01/2021	306T3656	WC	FTK0308	E	BRASS SEAN	07/05/2021	08/19/2021	22000002	9.00
AT7	14740003	095	UT	CM	01/01/2021	306T3656	WC	FTK0449	E	DOUGLAS KOLT	07/12/2021	08/19/2021	22000002	9.00
AT7	16080002001	042	UT	CB	01/01/2021	306T3656	WC	FTK0467	E	NICOLE SNELSON	05/04/2021	08/19/2021	22000002	10.22
AT7	16110500	095	UT	CM	01/01/2021	306T3656	WC	FTK0541	E	MARY ESEEGMILLER	07/16/2021	08/19/2021	22000002	9.00
AT7	10750005	095	UT	CM	01/01/2021	306T3656	WC	FTK0739	E	ADDISON RODRIGUEZ	07/20/2021	08/19/2021	22000002	9.00
AT7	10610006	042	UT	CB	01/01/2021	306T3656	WC	FTK1113	E	MCWILLIAMS SHAUN	07/10/2021	08/19/2021	22000002	44.08
AT7	12230004019	095	UT	CM	01/01/2021	306T3656	WC	FSS0334	E	COPPIN DAVIS	04/04/2021	08/26/2021	22000002	16.11
AT7	13980005	042	UT	CB	01/01/2021	306T3656	WC	FSS7255	E	THOMPSON THAD	04/10/2021	08/26/2021	22000002	44.07
AT7	16080001005	042	UT	CB	01/01/2021	306T3656	WC	FSS8253	E	ZOE FEDDERSON	05/18/2021	08/26/2021	22000002	9.00
AT7	12230001041	095	UT	CM	01/01/2021	306T3656	WC	FTA4495	E	CAIDA BOWEN	06/16/2021	08/26/2021	22000002	13.78
AT7	11520	042	UT	CB	01/01/2021	306T3656	WC	FTA5885	E	NELSON GREG	06/23/2021	08/26/2021	22000002	15.35
AT7	14050001004	095	UT	CM	01/01/2021	306T3656	WC	FTA9418	E	JAREN O'DRISCOLL	07/10/2021	08/26/2021	22000002	9.00
AT7	16110413	095	UT	CM	01/01/2021	306T3656	WC	FTA9544	E	COLLIN MHUTCHINGS	07/14/2021	08/26/2021	22000002	16.45
AT7	14640012	042	UT	CB	01/01/2021	306T3656	WC	FTA9932	E	AMARIA SCOVIL	07/12/2021	08/26/2021	22000002	12.43
AT7	16110510	095	UT	CM	01/01/2021	306T3656	WC	FTK0596	E	JORDAN CHOLT	07/19/2021	08/26/2021	22000002	9.00
AT7	15610021	095	UT	CM	01/01/2021	306T3656	WC	FTK1840	E	KYLEE KINDER	07/23/2021	08/26/2021	22000002	9.00
AT7	15320001	042	UT	CB	01/01/2021	306T3656	WC	FTK2892	E	MICHAEL JRICHARDS	07/08/2021	08/26/2021	22000002	9.00
AT7	16080001003	042	UT	CB	01/01/2021	306T3656	WC	FTK3625	E	GORDON O'HARRA	07/15/2021	08/26/2021	22000002	9.00
AT7	16080001003	095	UT	CM	01/01/2021	306T3656	WC	FTK3697	E	AARON WOOD	07/20/2021	08/26/2021	22000002	10.22

CSS Worker's Compensation Disbursements
Aug 2021 - Sep 2021 - By Check Number

Client Code	Organization Code	Adjusting Office	State	Claim Designator	Policy Effective Date	Policy Number	Line	Claim Number	Payment Type	Claimant Name	Loss Date	Charge Date	Check Number	Check Amount
AT7	16110211	095	UT	CM	01/01/2021	306T3656	WC	FSS8790	E	CABERO JOSE E	05/20/2021	09/01/2021	22000002	9.54
AT7	16110211	042	UT	CB	01/01/2021	306T3656	WC	FTK0277	E	GRACIA LIONEL R	07/16/2021	09/01/2021	22000002	9.00
AT7	17530	042	UT	CB	01/01/2018	306T3656	WC	FLM4917	E	KREBS NOLAN J	10/15/2018	09/02/2021	22000002	25.95
AT7	14580010	095	UT	CM	01/01/2020	306T3656	WC	FQM5019	E	GLEDHILL MICHAEL	08/14/2020	09/02/2021	22000002	9.00
AT7	13020008	095	UT	CM	01/01/2021	306T3656	WC	FSS7646	E	CARPENTER LANCE	04/22/2021	09/02/2021	22000002	13.44
AT7	16110211	095	UT	CM	01/01/2021	306T3656	WC	FSS9550	E	ASHWORTH JEFFREY	05/21/2021	09/02/2021	22000002	9.00
AT7	11490026	095	UT	CM	01/01/2021	306T3656	WC	FTA0287	E	BELL CARRI R	01/13/2021	09/02/2021	22000002	9.86
AT7	11830009	095	UT	CM	01/01/2021	306T3656	WC	FTA5618	E	HINCK TYRONE	06/22/2021	09/02/2021	22000002	9.00
AT7	14480007010	042	UT	CB	01/01/2021	306T3656	WC	FTA8379	E	VAN NOSDOL TY	06/08/2021	09/02/2021	22000002	9.00
AT7	14640019	042	UT	CB	01/01/2021	306T3656	WC	FTA9145	E	GOODE JOSHUA	07/11/2021	09/02/2021	22000002	33.32
AT7	11910002	042	UT	CB	01/01/2021	306T3656	WC	FTA9766	E	TOBLER NICHOLAS	07/15/2021	09/02/2021	22000002	9.00
AT7	14480022044	095	UT	CM	01/01/2021	306T3656	WC	FTK2065	E	BEGAY AANOR	07/24/2021	09/02/2021	22000002	9.00
AT7	17950	095	UT	CM	01/01/2021	306T3656	WC	FTK4591	E	WILSON JACKIE	07/26/2021	09/02/2021	22000002	15.58
AT7	10810002	095	UT	CM	01/01/2021	306T3656	WC	FTK6282	E	MEUNRATH SISAVANH	08/13/2021	09/02/2021	22000002	11.48
AT7	16080003001	095	UT	CM	01/01/2021	306T3656	WC	FTK6546	E	JEMMETT MIKE	07/07/2021	09/02/2021	22000002	10.22
AT7	10310002	042	UT	CB	01/01/2021	306T3656	WC	FTK7818	E	ALLRED LIESL K	08/20/2021	09/02/2021	22000002	9.48
AT7	14640023	042	UT	CM	01/01/2017	306T3656	WC	FAE0034	E	CHRISTENSEN DENNI	04/25/2017	09/07/2021	22000002	9.00
AT7	14580010	095	UT	CM	01/01/2020	306T3656	WC	FQM5016	E	SMITH SHAUN	08/14/2020	09/10/2021	22000002	9.00
AT7	11220	095	UT	CM	01/01/2021	306T3656	WC	FTA8866	E	WAHLBERG DENNIS	07/10/2021	09/10/2021	22000002	17.60
AT7	17310002	095	UT	CM	01/01/2021	306T3656	WC	FTK1203	E	UNGERER KEVIN	07/01/2021	09/10/2021	22000002	16.08
AT7	12570	042	UT	CB	01/01/2021	306T3656	WC	FTK4709	E	ABBOTT KARL M	08/07/2021	09/10/2021	22000002	56.32
AT7	16080001001	042	UT	CB	01/01/2021	306T3656	WC	FTK5315	E	JOHNSON TODD	08/09/2021	09/10/2021	22000002	9.00
AT7	17310007	095	UT	CM	01/01/2021	306T3656	WC	FTK5959	E	LAPALE FETUUAHO J	08/12/2021	09/10/2021	22000002	9.00
AT7	15610014	095	UT	CM	01/01/2021	306T3656	WC	FTA1329	E	SPANN MARY	06/02/2021	09/15/2021	22000002	9.27
AT7	10110	095	UT	CM	01/01/2021	306T3656	WC	Fsj7590	E	GUBLER GRAYSON	03/23/2021	09/16/2021	22000002	9.00
AT7	14480022030	042	UT	CB	01/01/2021	306T3656	WC	FSS4939	E	BIRD COLTON	04/23/2021	09/16/2021	22000002	28.96
AT7	11030002	095	UT	CM	01/01/2021	306T3656	WC	FTA7326	E	SANTIAGO DAVID	06/30/2021	09/16/2021	22000002	9.00
AT7	10750007	042	UT	CB	01/01/2021	306T3656	WC	FTA8295	E	PETERSEN CHAD	07/07/2021	09/16/2021	22000002	9.00
AT7	14500002	095	UT	CM	01/01/2021	306T3656	WC	FTK2072	E	BRADESON ERIK H	07/27/2021	09/16/2021	22000002	9.00
AT7	16110510	042	UT	CB	01/01/2021	306T3656	WC	FTK3182	E	OXENDINE DAVID E	07/30/2021	09/16/2021	22000002	9.00
AT7	14480011019	095	UT	CM	01/01/2021	306T3656	WC	FTK3856	E	DAVIS JARED	07/30/2021	09/16/2021	22000002	9.00
AT7	16110500	042	UT	CB	01/01/2021	306T3656	WC	FTK5361	E	KENDRICK MITCHELL	08/11/2021	09/16/2021	22000002	9.00
AT7	12360001	042	UT	CB	01/01/2021	306T3656	WC	FTK5938	E	GARCIA RODRIGO	08/12/2021	09/16/2021	22000002	13.46
AT7	14480007011	042	UT	CB	01/01/2021	306T3656	WC	FTK7049	E	SYKES JEAN J	08/18/2021	09/16/2021	22000002	9.00
AT7	15320027	095	UT	CM	01/01/2021	306T3656	WC	FTK7357	E	ADAMS CARSON S	08/16/2021	09/16/2021	22000002	55.27
AT7	14480007011	095	UT	CM	01/01/2021	306T3656	WC	FTK7728	E	HOYAL PAULA	08/20/2021	09/16/2021	22000002	13.54

CSS Worker's Compensation Disbursements
Aug 2021 - Sep 2021 - By Check Number

Client Code	Organization Code	Adjusting Office	State	Claim Designator	Policy Effective Date	Policy Number	Line	Claim Number	Payment Type	Claimant Name	Loss Date	Charge Date	Check Number	Check Amount
AT7	11030002	095	UT	CM	01/01/2021	306T3656	WC	FTK8381	E	JORDAN NIELSON	08/23/2021	09/16/2021	22000002	9.00
AT7	11420003	042	UT	CB	01/01/2021	306T3656	WC	FTK8560	E	SORENSEN LEE	08/25/2021	09/16/2021	22000002	9.00
AT7	11170	095	UT	CM	01/01/2021	306T3656	WC	FTQ0118	E	SHERIDAN CCHAMBER	08/30/2021	09/16/2021	22000002	9.00
AT7	13660003	042	UT	CB	01/01/2021	306T3656	WC	FTK9767	E	JENNIFER WEIGHT	08/27/2021	09/22/2021	22000002	9.00
AT7	11640002	095	UT	CM	01/01/2020	306T3656	WC	FRP6369	E	ZACHARY HENDRICKS	11/28/2020	09/23/2021	22000002	9.00
AT7	10480009	095	UT	CM	01/01/2021	306T3656	WC	FTK0436	E	LAURITSEN TODD	07/08/2021	09/23/2021	22000002	9.00
AT7	16110111	095	UT	CM	01/01/2021	306T3656	WC	FTK4098	E	CROTHERS KRISTEEN	08/02/2021	09/23/2021	22000002	10.36
AT7	12960008	042	UT	CB	01/01/2021	306T3656	WC	FTK4420	E	OLESON PAUL	08/01/2021	09/23/2021	22000002	9.00
AT7	13980006004	095	UT	CM	01/01/2021	306T3656	WC	FTK5082	E	JARED SHAW	08/10/2021	09/23/2021	22000002	9.00
AT7	13980006004	095	UT	CM	01/01/2021	306T3656	WC	FTK5492	E	TRISTAN JOHNSON	08/11/2021	09/23/2021	22000002	9.00
AT7	11690008	095	UT	CM	01/01/2021	306T3656	WC	FTK6727	E	GILES TINA	08/18/2021	09/23/2021	22000002	9.00
AT7	15610015003	042	UT	CB	01/01/2021	306T3656	WC	FTK7667	E	JORGE AMORALES	08/20/2021	09/23/2021	22000002	9.00
AT7	12790	095	UT	CM	01/01/2021	306T3656	WC	FTK7939	E	ROBINSON DATHON N	08/24/2021	09/23/2021	22000002	13.78
AT7	14480022030	042	UT	CB	01/01/2021	306T3656	WC	FTK9775	E	SHAWN HANCOCK	08/27/2021	09/23/2021	22000002	9.00
AT7	16080001004	095	UT	CM	01/01/2021	306T3656	WC	FTQ0619	E	ADAM BRANDT	08/26/2021	09/23/2021	22000002	9.00
AT7	14710	042	UT	CB	01/01/2018	306T3656	WC	FDN7129	E	RICKETTS SCOTT	08/28/2018	09/30/2021	22000002	9.00
AT7	16110200	095	UT	CM	01/01/2021	306T3656	WC	FRU6720	E	BIEN GLEN H	01/26/2021	09/30/2021	22000002	9.00
AT7	11640002	095	UT	CM	01/01/2021	306T3656	WC	FSS0371	E	ADRIAN GANDARIALL	03/31/2021	09/30/2021	22000002	9.00
AT7	12060	095	UT	CM	01/01/2021	306T3656	WC	FSS5160	E	WALKER TRENT	04/22/2021	09/30/2021	22000002	15.21
AT7	14480022034	095	UT	CM	01/01/2021	306T3656	WC	FSS6984	E	CLUFF COREY	05/08/2021	09/30/2021	22000002	13.44
AT7	16080002005	042	UT	CB	01/01/2021	306T3656	WC	FTK2327	E	BENJAMIN HODGES	07/28/2021	09/30/2021	22000002	9.00
AT7	16080003002	042	UT	CB	01/01/2021	306T3656	WC	FTK6222	E	CHET ELLIS	07/07/2021	09/30/2021	22000002	9.00
AT7	16690015	095	UT	CM	01/01/2021	306T3656	WC	FTK6388	E	JANALEE EYRE	07/07/2021	09/30/2021	22000002	33.74
AT7	14190012	095	UT	CM	01/01/2021	306T3656	WC	FTK7206	E	DAVID COLLINS	08/16/2021	09/30/2021	22000002	12.44
AT7	14500002	042	UT	CB	01/01/2021	306T3656	WC	FTK7594	E	ERIK HBRADSON	08/20/2021	09/30/2021	22000002	9.00
AT7	11690007	095	UT	CM	01/01/2021	306T3656	WC	FTK8030	E	KAITLYN TIMOTHY	08/24/2021	09/30/2021	22000002	9.00
AT7	14480011019	095	UT	CM	01/01/2021	306T3656	WC	FTK9676	E	JASON WARNER	08/24/2021	09/30/2021	22000002	9.00
AT7	14190021	095	UT	CM	01/01/2021	306T3656	WC	FTQ2099	E	LINDSAY CRICHLow	08/18/2021	09/30/2021	22000002	16.28
AT7	14680011	095	UT	CM	01/01/2021	306T3656	WC	FTA5494	E	FAULKNER JOSH	06/18/2021	08/03/2021	22000003	9.00
AT7	14390002	042	UT	CB	01/01/2021	306T3656	WC	FTA4201	E	HADLOCK NICOLE	06/15/2021	08/05/2021	22000003	9.00
AT7	14500004	042	UT	CB	01/01/2021	306T3656	WC	FTA4277	E	OVARD LES V	06/08/2021	08/05/2021	22000003	9.00
AT7	15610015003	042	UT	CB	01/01/2021	306T3656	WC	FTA7023	E	ADAMS ZACHARY K	06/30/2021	08/05/2021	22000003	46.68
AT7	14190017	042	UT	CB	01/01/2021	306T3656	WC	FTA8041	E	LIDDELL LISA	07/02/2021	08/11/2021	22000003	14.04
AT7	11030001	095	UT	CM	01/01/2021	306T3656	WC	FSS9895	E	CHEEVER SUSAN	05/17/2021	08/12/2021	22000003	9.00
AT7	17080	042	UT	CB	01/01/2021	306T3656	WC	FTA3715	E	PARRISH GREG	06/03/2021	08/12/2021	22000003	16.78
AT7	14050001001	042	UT	CB	01/01/2021	306T3656	WC	FTA7813	E	CRNICH ANDY S	07/02/2021	08/12/2021	22000003	9.00

CSS Worker's Compensation Disbursements
Aug 2021 - Sep 2021 - By Check Number

Client Code	Organization Code	Adjusting Office	State	Claim Designator	Policy Effective Date	Policy Number	Line	Claim Number	Payment Type	Claimant Name	Loss Date	Charge Date	Check Number	Check Amount
AT7	16110211	095	UT	CM	01/01/2021	306T3656	WC	FSS8038	E	CHRISTIAN BURKELE	05/13/2021	08/19/2021	22000003	14.34
AT7	16110413	095	UT	CM	01/01/2021	306T3656	WC	FTA8515	E	CHAMBERLAIN DILLO	07/08/2021	08/19/2021	22000003	9.00
AT7	13980001	042	UT	CB	01/01/2021	306T3656	WC	FTA9068	E	THOMPSON JODI	07/12/2021	08/19/2021	22000003	9.00
AT7	14480007010	095	UT	CM	01/01/2021	306T3656	WC	FTA9708	E	CORY VANNOSDOL	07/14/2021	08/19/2021	22000003	9.00
AT7	16080001003	095	UT	CM	01/01/2021	306T3656	WC	FTK0308	E	BRASS SEAN	07/05/2021	08/19/2021	22000003	9.00
AT7	10750005	095	UT	CM	01/01/2021	306T3656	WC	FTK0739	E	ADDISON RODRIGUEZ	07/20/2021	08/19/2021	22000003	9.00
AT7	10610006	042	UT	CB	01/01/2021	306T3656	WC	FTK1113	E	MCWILLIAMS SHAUN	07/10/2021	08/19/2021	22000003	50.35
AT7	16080002001	042	UT	CB	01/01/2021	306T3656	WC	FTK0467	E	NICOLE SNELSON	05/04/2021	08/25/2021	22000003	14.04
AT7	12230001041	095	UT	CM	01/01/2021	306T3656	WC	FTA4495	E	CAIDA BOWEN	06/16/2021	08/26/2021	22000003	26.54
AT7	14050001004	095	UT	CM	01/01/2021	306T3656	WC	FTA9418	E	JAREN O'DRISCOLL	07/10/2021	08/26/2021	22000003	9.00
AT7	16110413	095	UT	CM	01/01/2021	306T3656	WC	FTA9544	E	COLLIN MHUTCHINGS	07/14/2021	08/26/2021	22000003	9.00
AT7	14640012	042	UT	CB	01/01/2021	306T3656	WC	FTA9932	E	AMARIA SCOVIL	07/12/2021	08/26/2021	22000003	9.00
AT7	16110510	095	UT	CM	01/01/2021	306T3656	WC	FTK0596	E	JORDAN CHOLT	07/19/2021	08/26/2021	22000003	9.00
AT7	15610021	095	UT	CM	01/01/2021	306T3656	WC	FTK1840	E	KYLEE KINDER	07/23/2021	08/26/2021	22000003	9.00
AT7	15320001	042	UT	CB	01/01/2021	306T3656	WC	FTK2892	E	MICHAEL JRICHARDS	07/08/2021	08/26/2021	22000003	9.00
AT7	16080001003	095	UT	CM	01/01/2021	306T3656	WC	FTK3697	E	AARON WOOD	07/20/2021	08/26/2021	22000003	10.22
AT7	17530	042	UT	CB	01/01/2018	306T3656	WC	FLM4917	E	KREBS NOLAN J	10/15/2018	09/02/2021	22000003	25.95
AT7	14480022030	095	UT	CM	01/01/2021	306T3656	WC	FTA4008	E	GUARACHA MEGAN	06/15/2021	09/02/2021	22000003	14.20
AT7	11830009	095	UT	CM	01/01/2021	306T3656	WC	FTA5618	E	HINCK TYRONE	06/22/2021	09/02/2021	22000003	9.00
AT7	11520	042	UT	CB	01/01/2021	306T3656	WC	FTA5885	E	NELSON GREG	06/23/2021	09/02/2021	22000003	71.56
AT7	16080001003	095	UT	CM	01/01/2021	306T3656	WC	FTA9307	E	STEPHENS BANNING	07/13/2021	09/02/2021	22000003	10.89
AT7	16080001003	042	UT	CB	01/01/2021	306T3656	WC	FTK3625	E	O'HARRA GORDON	07/15/2021	09/02/2021	22000003	12.63
AT7	17950	095	UT	CM	01/01/2021	306T3656	WC	FTK4591	E	WILSON JACKIE	07/26/2021	09/02/2021	22000003	9.64
AT7	10810002	095	UT	CM	01/01/2021	306T3656	WC	FTK6282	E	MEUNRATH SISAVANH	08/13/2021	09/02/2021	22000003	9.69
AT7	16080003001	095	UT	CM	01/01/2021	306T3656	WC	FTK6546	E	JEMMETT MIKE	07/07/2021	09/02/2021	22000003	10.22
AT7	10310002	042	UT	CB	01/01/2021	306T3656	WC	FTK7818	E	ALLRED LIESL K	08/20/2021	09/09/2021	22000003	9.00
AT7	16110211	042	UT	CB	01/01/2021	306T3656	WC	FTK0277	E	GRACIA LIONEL R	07/16/2021	09/10/2021	22000003	80.01
AT7	13980005	042	UT	CB	01/01/2021	306T3656	WC	FSS7255	E	THOMPSON THAD	04/10/2021	09/15/2021	22000003	9.00
AT7	16110500	095	UT	CM	01/01/2021	306T3656	WC	FTK0541	E	SEEGMILLER MARY E	07/16/2021	09/15/2021	22000003	9.00
AT7	13980003	095	UT	CM	01/01/2021	306T3656	WC	FSS0982	E	WILLS JAMES	04/08/2021	09/16/2021	22000003	9.00
AT7	10750007	042	UT	CB	01/01/2021	306T3656	WC	FTA8295	E	PETERSEN CHAD	07/07/2021	09/16/2021	22000003	9.00
AT7	14640019	042	UT	CB	01/01/2021	306T3656	WC	FTA9145	E	GOODE JOSHUA	07/11/2021	09/16/2021	22000003	9.00
AT7	16110510	042	UT	CB	01/01/2021	306T3656	WC	FTK3182	E	OXENDINE DAVID E	07/30/2021	09/16/2021	22000003	9.00
AT7	12360001	042	UT	CB	01/01/2021	306T3656	WC	FTK5938	E	GARCIA RODRIGO	08/12/2021	09/16/2021	22000003	217.82
AT7	14480007011	042	UT	CB	01/01/2021	306T3656	WC	FTK7049	E	SYKES JEAN J	08/18/2021	09/16/2021	22000003	9.00
AT7	15320027	095	UT	CM	01/01/2021	306T3656	WC	FTK7357	E	ADAMS CARSON S	08/16/2021	09/16/2021	22000003	9.00

CSS Worker's Compensation Disbursements
Aug 2021 - Sep 2021 - By Check Number

Client Code	Organization Code	Adjusting Office	State	Claim Designator	Policy Effective Date	Policy Number	Line	Claim Number	Payment Type	Claimant Name	Loss Date	Charge Date	Check Number	Check Amount
AT7	11420003	042	UT	CB	01/01/2021	306T3656	WC	FTK8560	E	SORENSEN LEE	08/25/2021	09/16/2021	22000003	9.00
AT7	11490002	042	UT	CM	01/01/2018	306T3656	WC	FDN4117	E	HOWLAND TAMMY	07/26/2018	09/21/2021	22000003	9.00
AT7	14660	095	UT	CM	01/01/2020	306T3656	WC	FQM8795	E	EASTEP JOSHUA	08/28/2020	09/22/2021	22000003	9.00
AT7	13660003	042	UT	CB	01/01/2021	306T3656	WC	FTK9767	E	JENNIFER WEIGHT	08/27/2021	09/22/2021	22000003	9.00
AT7	17870	095	UT	CM	01/01/2020	306T3656	WC	FQV6695	E	LOPEZ CRAYTHORNEL	10/13/2020	09/23/2021	22000003	14.07
AT7	12940016	095	UT	CM	01/01/2021	306T3656	WC	FSJ2987	E	ST PETER JOSEPH	02/03/2021	09/23/2021	22000003	9.00
AT7	16690011	095	UT	CM	01/01/2021	306T3656	WC	FSS1126	E	OLSON KIMBALL	04/05/2021	09/23/2021	22000003	9.00
AT7	16110111	095	UT	CM	01/01/2021	306T3656	WC	FTK4098	E	CROTHERS KRISTEEN	08/02/2021	09/23/2021	22000003	9.00
AT7	12570	042	UT	CB	01/01/2021	306T3656	WC	FTK4709	E	ABBOTT KARL M	08/07/2021	09/23/2021	22000003	9.00
AT7	13980006004	095	UT	CM	01/01/2021	306T3656	WC	FTK5082	E	JARED SHAW	08/10/2021	09/23/2021	22000003	9.00
AT7	15610015003	042	UT	CB	01/01/2021	306T3656	WC	FTK7667	E	JORGE AMORALES	08/20/2021	09/23/2021	22000003	9.00
AT7	14480022030	042	UT	CB	01/01/2021	306T3656	WC	FTK9775	E	SHAWN HANCOCK	08/27/2021	09/23/2021	22000003	9.00
AT7	17310007	095	UT	CM	01/01/2021	306T3656	WC	FTK5959	E	LAPALE FETUUAHO J	08/12/2021	09/27/2021	22000003	9.00
AT7	11640002	095	UT	CM	01/01/2020	306T3656	WC	FRP6369	E	ZACHARY HENDRICKS	11/28/2020	09/30/2021	22000003	9.00
AT7	15130	042	UT	CB	01/01/2020	306T3656	WC	FTA3044	E	HOWARD JOHNA	10/30/2020	09/30/2021	22000003	9.00
AT7	14480007010	042	UT	CB	01/01/2021	306T3656	WC	FTA8379	E	VAN NOSDOL TY	06/08/2021	09/30/2021	22000003	33.09
AT7	11220	095	UT	CM	01/01/2021	306T3656	WC	FTA8866	E	WAHLBERG DENNIS	07/10/2021	09/30/2021	22000003	11.59
AT7	12360003	095	UT	CM	01/01/2021	306T3656	WC	FTK1993	E	LOPEZ CINDY	07/26/2021	09/30/2021	22000003	18.92
AT7	16080002005	042	UT	CB	01/01/2021	306T3656	WC	FTK2327	E	BENJAMIN HODGES	07/28/2021	09/30/2021	22000003	9.00
AT7	13980006004	095	UT	CM	01/01/2021	306T3656	WC	FTK5492	E	TRISTAN JOHNSON	08/11/2021	09/30/2021	22000003	11.58
AT7	11170	095	UT	CM	01/01/2021	306T3656	WC	FTQ0118	E	SHERIDAN CCHAMBER	08/30/2021	09/30/2021	22000003	9.00
AT7	16080003004	095	UT	CM	01/01/2021	306T3656	WC	FRU9197	E	QUINTANA HENRY	02/10/2021	08/05/2021	22000004	9.00
AT7	11690013	095	UT	CM	01/01/2021	306T3656	WC	FTA2121	E	LARSEN MICHAEL	06/03/2021	08/05/2021	22000004	9.00
AT7	14390002	042	UT	CB	01/01/2021	306T3656	WC	FTA4201	E	HADLOCK NICOLE	06/15/2021	08/05/2021	22000004	9.00
AT7	14190017	042	UT	CB	01/01/2021	306T3656	WC	FTA8041	E	LIDDELL LISA	07/02/2021	08/11/2021	22000004	14.04
AT7	11490021	042	UT	CB	01/01/2020	306T3656	WC	FRP1340	E	WYATT BRENDA	11/03/2020	08/12/2021	22000004	10.43
AT7	14190012	095	UT	CM	01/01/2021	306T3656	WC	FSJ0342	E	YATES CALVIN	02/08/2021	08/12/2021	22000004	9.00
AT7	16110561	095	UT	CM	01/01/2021	306T3656	WC	FSS6832	E	DESMOND REBEKAH J	05/08/2021	08/12/2021	22000004	21.58
AT7	17310003	095	UT	CM	01/01/2021	306T3656	WC	FSS7417	E	PULLMAN RICHARD K	05/12/2021	08/12/2021	22000004	14.34
AT7	16080003004	095	UT	CM	01/01/2021	306T3656	WC	FTA4069	E	WHEELER HIRAM	05/23/2021	08/12/2021	22000004	10.22
AT7	15610015003	042	UT	CB	01/01/2021	306T3656	WC	FTA7023	E	ADAMS ZACHARY K	06/30/2021	08/12/2021	22000004	13.75
AT7	14050001001	042	UT	CB	01/01/2021	306T3656	WC	FTA7813	E	CRNICH ANDY S	07/02/2021	08/12/2021	22000004	9.00
AT7	16080001003	042	UT	CM	01/01/2018	306T3656	WC	FCJ7007	E	WEST MARC	04/29/2018	08/13/2021	22000004	9.00
AT7	16080001005	095	UT	CM	01/01/2019	306T3656	WC	FLX4746	E	JEMMETT MICHAEL	06/11/2019	08/18/2021	22000004	9.00
AT7	13980004	095	UT	CM	01/01/2020	306T3656	WC	FQV1084	E	NAVARRETE DAYANIR	09/14/2020	08/19/2021	22000004	9.00
AT7	16080001003	042	UT	CB	01/01/2021	306T3656	WC	FRU3688	E	PARK ADAM	01/14/2021	08/19/2021	22000004	15.93

CSS Worker's Compensation Disbursements
Aug 2021 - Sep 2021 - By Check Number

Client Code	Organization Code	Adjusting Office	State	Claim Designator	Policy Effective Date	Policy Number	Line	Claim Number	Payment Type	Claimant Name	Loss Date	Charge Date	Check Number	Check Amount
AT7	16080001005	095	UT	CM	01/01/2021	306T3656	WC	FTA1308	E	POULOS MICHLE	06/01/2021	08/19/2021	22000004	9.00
AT7	16690001	042	UT	CB	01/01/2021	306T3656	WC	FTA3450	E	BATEMAN MARY	06/11/2021	08/19/2021	22000004	46.80
AT7	16110561	095	UT	CM	01/01/2021	306T3656	WC	FTA4450	E	LOTT BRYNLEE	06/16/2021	08/19/2021	22000004	9.00
AT7	14680011	095	UT	CM	01/01/2021	306T3656	WC	FTA5494	E	FAULKNER JOSH	06/18/2021	08/19/2021	22000004	9.00
AT7	16110413	095	UT	CM	01/01/2021	306T3656	WC	FTA8515	E	CHAMBERLAIN DILLO	07/08/2021	08/19/2021	22000004	9.00
AT7	16080001003	095	UT	CM	01/01/2021	306T3656	WC	FTK0308	E	BRASS SEAN	07/05/2021	08/25/2021	22000004	14.07
AT7	11030001	095	UT	CM	01/01/2021	306T3656	WC	FSS9895	E	CHEEVER SUSAN	05/17/2021	08/26/2021	22000004	9.00
AT7	13980001	042	UT	CB	01/01/2021	306T3656	WC	FTA9068	E	THOMPSON JODI	07/12/2021	08/26/2021	22000004	9.00
AT7	14640012	042	UT	CB	01/01/2021	306T3656	WC	FTA9932	E	AMARIA SCOVIL	07/12/2021	08/26/2021	22000004	9.00
AT7	17080	042	UT	CB	01/01/2021	306T3656	WC	FTA3715	E	PARRISH GREG	06/03/2021	09/02/2021	22000004	9.00
AT7	10610006	042	UT	CB	01/01/2021	306T3656	WC	FTK1113	E	MCWILLIAMS SHAUN	07/10/2021	09/02/2021	22000004	11.51
AT7	17950	095	UT	CM	01/01/2021	306T3656	WC	FTK4591	E	WILSON JACKIE	07/26/2021	09/02/2021	22000004	26.21
AT7	16080001003	042	UT	CB	01/01/2021	306T3656	WC	FTK3625	E	O'HARRA GORDON	07/15/2021	09/09/2021	22000004	13.10
AT7	10310002	042	UT	CB	01/01/2021	306T3656	WC	FTK7818	E	ALLRED LIESL K	08/20/2021	09/09/2021	22000004	9.00
AT7	16080003004	095	UT	CM	01/01/2020	306T3656	WC	FRP0798	E	PYLES THOMAS	10/27/2020	09/10/2021	22000004	9.00
AT7	10750005	095	UT	CM	01/01/2021	306T3656	WC	FTK0739	E	RODRIGUEZ ADDISON	07/20/2021	09/10/2021	22000004	9.00
AT7	14480022030	042	UT	CB	01/01/2021	306T3656	WC	FSJ6711	E	RICHARDSON JOSEPH	03/16/2021	09/15/2021	22000004	9.00
AT7	14740003	095	UT	CM	01/01/2021	306T3656	WC	FTA0759	E	LEONARD LAYNE	05/24/2021	09/15/2021	22000004	9.27
AT7	16110211	042	UT	CB	01/01/2021	306T3656	WC	FTK0277	E	GRACIA LIONEL R	07/16/2021	09/15/2021	22000004	9.00
AT7	13980012	095	UT	CM	01/01/2021	306T3656	WC	FSJ7295	E	HANSEN KERSTIN	03/18/2021	09/16/2021	22000004	9.00
AT7	13980005	042	UT	CB	01/01/2021	306T3656	WC	FSS7255	E	THOMPSON THAD	04/10/2021	09/16/2021	22000004	24.15
AT7	16110500	095	UT	CM	01/01/2021	306T3656	WC	FTK0541	E	SEEGMILLER MARY E	07/16/2021	09/16/2021	22000004	9.00
AT7	16110510	095	UT	CM	01/01/2021	306T3656	WC	FTK0596	E	HOLT JORDAN C	07/19/2021	09/16/2021	22000004	9.00
AT7	15610021	095	UT	CM	01/01/2021	306T3656	WC	FTK1840	E	KINDER KYLEE	07/23/2021	09/16/2021	22000004	34.55
AT7	16080003001	095	UT	CM	01/01/2021	306T3656	WC	FTK6546	E	JEMMETT MIKE	07/07/2021	09/16/2021	22000004	9.00
AT7	14480007011	042	UT	CB	01/01/2021	306T3656	WC	FTK7049	E	SYKES JEAN J	08/18/2021	09/16/2021	22000004	9.00
AT7	11420003	042	UT	CB	01/01/2021	306T3656	WC	FTK8560	E	SORENSEN LEE	08/25/2021	09/16/2021	22000004	9.00
AT7	11490002	042	UT	CM	01/01/2018	306T3656	WC	FDN4117	E	HOWLAND TAMMY	07/26/2018	09/21/2021	22000004	9.00
AT7	16690011	095	UT	CM	01/01/2021	306T3656	WC	FSS1126	E	OLSON KIMBALL	04/05/2021	09/23/2021	22000004	9.00
AT7	16080001003	095	UT	CM	01/01/2021	306T3656	WC	FTA9307	E	STEPHENS BANNING	07/13/2021	09/23/2021	22000004	13.05
AT7	15320027	095	UT	CM	01/01/2021	306T3656	WC	FTK7357	E	ADAMS CARSON S	08/16/2021	09/23/2021	22000004	16.08
AT7	13660003	042	UT	CB	01/01/2021	306T3656	WC	FTK9767	E	JENNIFER WEIGHT	08/27/2021	09/23/2021	22000004	13.83
AT7	14480022030	042	UT	CB	01/01/2021	306T3656	WC	FTK9775	E	SHAWN HANCOCK	08/27/2021	09/24/2021	22000004	9.00
AT7	14640019	042	UT	CB	01/01/2021	306T3656	WC	FTA9145	E	GOODE JOSHUA	07/11/2021	09/27/2021	22000004	9.00
AT7	14480007010	042	UT	CB	01/01/2021	306T3656	WC	FTA8379	E	VAN NOSDOL TY	06/08/2021	09/30/2021	22000004	177.41
AT7	15320001	042	UT	CB	01/01/2021	306T3656	WC	FTK2892	E	RICHARDSON MICHAEL	07/08/2021	09/30/2021	22000004	9.00

CSS Worker's Compensation Disbursements
Aug 2021 - Sep 2021 - By Check Number

Client Code	Organization Code	Adjusting Office	State	Claim Designator	Policy Effective Date	Policy Number	Line	Claim Number	Payment Type	Claimant Name	Loss Date	Charge Date	Check Number	Check Amount
AT7	15610015003	042	UT	CB	01/01/2021	306T3656	WC	FTK7667	E	JORGE AMORALES	08/20/2021	09/30/2021	22000004	11.58
AT7	14500002	042	UT	CB	01/01/2021	306T3656	WC	FSS9523	E	WOLFGRAMM SIONE F	05/24/2021	08/02/2021	22000005	9.00
AT7	11040	042	UT	CB	01/01/2021	306T3656	WC	FSJ4776	E	MCCARTY NICKOLE	03/02/2021	08/05/2021	22000005	9.00
AT7	15610015003	042	UT	CB	01/01/2021	306T3656	WC	FTA7023	E	ADAMS ZACHARY K	06/30/2021	08/12/2021	22000005	14.77
AT7	14050001001	042	UT	CB	01/01/2021	306T3656	WC	FTA7813	E	CRNICH ANDY S	07/02/2021	08/12/2021	22000005	9.00
AT7	14190017	042	UT	CB	01/01/2021	306T3656	WC	FTA8041	E	LIDDELL LISA	07/02/2021	08/12/2021	22000005	121.61
AT7	16080001005	095	UT	CM	01/01/2019	306T3656	WC	FLX4746	E	JEMMETT MICHAEL	06/11/2019	08/18/2021	22000005	9.00
AT7	14190012	095	UT	CM	01/01/2021	306T3656	WC	FSJ0342	E	YATES CALVIN	02/08/2021	08/19/2021	22000005	9.00
AT7	16080001005	095	UT	CM	01/01/2021	306T3656	WC	FTA1308	E	POULOS MICHLE	06/01/2021	08/19/2021	22000005	9.00
AT7	11690013	095	UT	CM	01/01/2021	306T3656	WC	FTA2121	E	LARSEN MICHAEL	06/03/2021	08/19/2021	22000005	16.08
AT7	13640003	095	UT	CM	01/01/2021	306T3656	WC	FTA2510	E	BRIGGS MASON	05/30/2021	08/19/2021	22000005	9.00
AT7	14480011023	095	UT	CM	01/01/2021	306T3656	WC	FSS6142	E	O'BRIEN JIM	05/04/2021	08/26/2021	22000005	9.00
AT7	16080003004	095	UT	CM	01/01/2021	306T3656	WC	FTA4069	E	WHEELER HIRAM	05/23/2021	08/26/2021	22000005	9.00
AT7	14390002	042	UT	CB	01/01/2021	306T3656	WC	FTA4201	E	HADLOCK NICOLE	06/15/2021	08/26/2021	22000005	9.00
AT7	14680011	095	UT	CM	01/01/2021	306T3656	WC	FTA5494	E	FAULKNER JOSH	06/18/2021	08/26/2021	22000005	9.00
AT7	10330	095	UT	CM	01/01/2021	306T3656	WC	FSJ0876	E	DOUGLAS PACEN	02/08/2021	09/02/2021	22000005	9.00
AT7	11030001	095	UT	CM	01/01/2021	306T3656	WC	FSS9895	E	CHEEVER SUSAN	05/17/2021	09/02/2021	22000005	14.68
AT7	16110561	095	UT	CM	01/01/2021	306T3656	WC	FTA4450	E	LOTT BRYNLEE	06/16/2021	09/02/2021	22000005	21.27
AT7	16110413	095	UT	CM	01/01/2021	306T3656	WC	FTA8515	E	CHAMBERLAIN DILLO	07/08/2021	09/02/2021	22000005	9.00
AT7	10610006	042	UT	CB	01/01/2021	306T3656	WC	FTK1113	E	MCWILLIAMS SHAUN	07/10/2021	09/02/2021	22000005	13.10
AT7	10310002	042	UT	CB	01/01/2021	306T3656	WC	FTK7818	E	ALLRED LIESL K	08/20/2021	09/09/2021	22000005	9.00
AT7	16080001005	095	UT	CM	01/01/2021	306T3656	WC	FSS4277	E	ELBRECHT THOMAS	03/02/2021	09/10/2021	22000005	9.00
AT7	13980015	042	UT	CB	01/01/2021	306T3656	WC	FTA9068	E	THOMPSON JODI	07/12/2021	09/10/2021	22000005	9.00
AT7	16080001003	095	UT	CM	01/01/2021	306T3656	WC	FTK0308	E	BRASS SEAN	07/05/2021	09/10/2021	22000005	10.22
AT7	17080	042	UT	CB	01/01/2021	306T3656	WC	FTA3715	E	PARRISH GREG	06/03/2021	09/15/2021	22000005	9.00
AT7	14640012	042	UT	CB	01/01/2021	306T3656	WC	FTA9932	E	SCOVIL AMARIA	07/12/2021	09/16/2021	22000005	22.45
AT7	10750005	095	UT	CM	01/01/2021	306T3656	WC	FTK0739	E	RODRIGUEZ ADDISON	07/20/2021	09/16/2021	22000005	12.20
AT7	16110211	042	UT	CB	01/01/2021	306T3656	WC	FTK0277	E	GRACIA LIONEL R	07/16/2021	09/20/2021	22000005	9.00
AT7	14480007011	042	UT	CB	01/01/2021	306T3656	WC	FTK7049	E	SYKES JEAN J	08/18/2021	09/22/2021	22000005	9.00
AT7	16080001003	095	UT	CM	01/01/2021	306T3656	WC	FTA9307	E	STEPHENS BANNING	07/13/2021	09/23/2021	22000005	45.69
AT7	16080001003	042	UT	CB	01/01/2021	306T3656	WC	FTK3625	E	O'HARRA GORDON	07/15/2021	09/23/2021	22000005	9.00
AT7	17950	095	UT	CM	01/01/2021	306T3656	WC	FTK4591	E	WILSON JACKIE	07/26/2021	09/23/2021	22000005	21.76
AT7	16080003001	095	UT	CM	01/01/2021	306T3656	WC	FTK6546	E	JEMMETT MIKE	07/07/2021	09/23/2021	22000005	9.00
AT7	11420003	042	UT	CB	01/01/2021	306T3656	WC	FTK8560	E	SORENSEN LEE	08/25/2021	09/23/2021	22000005	16.55
AT7	14480022030	042	UT	CB	01/01/2021	306T3656	WC	FTK9775	E	SHAWN HANCOCK	08/27/2021	09/24/2021	22000005	9.00
AT7	13660003	042	UT	CB	01/01/2021	306T3656	WC	FTK9767	E	JENNIFER WEIGHT	08/27/2021	09/29/2021	22000005	9.00

**CSS Worker's Compensation Disbursements
Aug 2021 - Sep 2021 - By Check Number**

Client Code	Organization Code	Adjusting Office	State	Claim Designator	Policy Effective Date	Policy Number	Line	Claim Number	Payment Type	Claimant Name	Loss Date	Charge Date	Check Number	Check Amount
AT7	14640019	042	UT	CB	01/01/2021	306T3656	WC	FTA9145	E	GOODE JOSHUA	07/11/2021	09/30/2021	22000005	9.00
AT7	15610015003	042	UT	CB	01/01/2021	306T3656	WC	FTK7667	E	JORGE AMORALES	08/20/2021	09/30/2021	22000005	9.00
AT7	14500002	042	UT	CB	01/01/2021	306T3656	WC	FSS9523	E	WOLFGRAMM SIONE F	05/24/2021	08/03/2021	22000006	9.00
AT7	14050001001	042	UT	CB	01/01/2021	306T3656	WC	FSS5707	E	WILKINSON NICHOLA	05/04/2021	08/05/2021	22000006	9.00
AT7	12230002007	042	UT	CB	01/01/2021	306T3656	WC	FTA0416	E	TESEN EDWARD	05/24/2021	08/05/2021	22000006	12.52
AT7	17950	042	UT	CB	01/01/2021	306T3656	WC	FTA4034	E	STEWART KEVIN	06/10/2021	08/05/2021	22000006	9.00
AT7	10610005	042	UT	CB	01/01/2021	306T3656	WC	FSS6088	E	JACKSON BURKE A	04/22/2021	08/12/2021	22000006	33.08
AT7	14050001001	042	UT	CB	01/01/2021	306T3656	WC	FTA7813	E	CRNICH ANDY S	07/02/2021	08/12/2021	22000006	9.00
AT7	14190017	042	UT	CB	01/01/2021	306T3656	WC	FTA8041	E	LIDDELL LISA	07/02/2021	08/12/2021	22000006	42.48
AT7	16110000	042	UT	CB	01/01/2021	306T3656	WC	FSS1993	E	DAY DALLAS W	04/13/2021	08/18/2021	22000006	9.54
AT7	16080001005	095	UT	CM	01/01/2019	306T3656	WC	FLX4746	E	JEMMETT MICHAEL	06/11/2019	08/19/2021	22000006	9.00
AT7	14660	042	UT	CB	01/01/2020	306T3656	WC	FQV1077	E	LIBBY KAITLYN	09/15/2020	08/19/2021	22000006	9.00
AT7	14190012	095	UT	CM	01/01/2021	306T3656	WC	FSJ0342	E	YATES CALVIN	02/08/2021	08/19/2021	22000006	14.13
AT7	16080001005	095	UT	CM	01/01/2021	306T3656	WC	FTA1308	E	POULOS MICHLE	06/01/2021	08/19/2021	22000006	9.00
AT7	13640003	095	UT	CM	01/01/2021	306T3656	WC	FTA2510	E	BRIGGS MASON	05/30/2021	08/19/2021	22000006	9.00
AT7	15610015003	042	UT	CB	01/01/2021	306T3656	WC	FTA7023	E	ADAMS ZACHARY K	06/30/2021	08/19/2021	22000006	197.22
AT7	16080003004	095	UT	CM	01/01/2021	306T3656	WC	FTA4069	E	WHEELER HIRAM	05/23/2021	09/02/2021	22000006	13.95
AT7	14680011	095	UT	CM	01/01/2021	306T3656	WC	FTA5494	E	FAULKNER JOSH	06/18/2021	09/02/2021	22000006	29.39
AT7	16110413	095	UT	CM	01/01/2021	306T3656	WC	FTA8515	E	CHAMBERLAIN DILLO	07/08/2021	09/02/2021	22000006	9.00
AT7	10610006	042	UT	CB	01/01/2021	306T3656	WC	FTK1113	E	MCWILLIAMS SHAUN	07/10/2021	09/02/2021	22000006	13.10
AT7	11490022007	095	UT	CM	01/01/2020	306T3656	WC	FQV1722	E	STALPES JOSHUA	09/16/2020	09/10/2021	22000006	39.95
AT7	14390002	042	UT	CB	01/01/2021	306T3656	WC	FTA4201	E	HADLOCK NICOLE	06/15/2021	09/10/2021	22000006	21.05
AT7	16080001003	095	UT	CM	01/01/2021	306T3656	WC	FTK0308	E	BRASS SEAN	07/05/2021	09/10/2021	22000006	13.63
AT7	10310002	042	UT	CB	01/01/2021	306T3656	WC	FTK7818	E	ALLRED LIESL K	08/20/2021	09/10/2021	22000006	9.05
AT7	14480011023	095	UT	CM	01/01/2021	306T3656	WC	FSS6142	E	O'BRIEN JIM	05/04/2021	09/16/2021	22000006	9.00
AT7	17080	042	UT	CB	01/01/2021	306T3656	WC	FTA3715	E	PARRISH GREG	06/03/2021	09/16/2021	22000006	12.03
AT7	13980015	042	UT	CB	01/01/2021	306T3656	WC	FTA9068	E	THOMPSON JODI	07/12/2021	09/16/2021	22000006	57.04
AT7	10750005	095	UT	CM	01/01/2021	306T3656	WC	FTK0739	E	RODRIGUEZ ADDISON	07/20/2021	09/16/2021	22000006	9.00
AT7	10550	042	UT	CB	01/01/2021	306T3656	WC	FSJ6695	E	LOFLEY KEITH	03/17/2021	09/23/2021	22000006	9.00
AT7	16080001003	095	UT	CM	01/01/2021	306T3656	WC	FTA9307	E	STEPHENS BANNING	07/13/2021	09/23/2021	22000006	9.00
AT7	14640012	042	UT	CB	01/01/2021	306T3656	WC	FTA9932	E	SCOVIL AMARIA	07/12/2021	09/23/2021	22000006	9.00
AT7	14480007011	042	UT	CB	01/01/2021	306T3656	WC	FTK7049	E	SYKES JEAN J	08/18/2021	09/23/2021	22000006	9.00
AT7	14480022030	042	UT	CB	01/01/2021	306T3656	WC	FTK9775	E	SHAWN HANCOCK	08/27/2021	09/24/2021	22000006	9.00
AT7	16110211	042	UT	CB	01/01/2021	306T3656	WC	FTK0277	E	GRACIA LIONEL R	07/16/2021	09/29/2021	22000006	9.00
AT7	16080001003	042	UT	CB	01/01/2021	306T3656	WC	FTK3625	E	O'HARRA GORDON	07/15/2021	09/29/2021	22000006	13.54
AT7	14640019	042	UT	CB	01/01/2021	306T3656	WC	FTA9145	E	GOODE JOSHUA	07/11/2021	09/30/2021	22000006	9.00

CSS Worker's Compensation Disbursements
Aug 2021 - Sep 2021 - By Check Number

Client Code	Organization Code	Adjusting Office	State	Claim Designator	Policy Effective Date	Policy Number	Line	Claim Number	Payment Type	Claimant Name	Loss Date	Charge Date	Check Number	Check Amount
AT7	13660003	042	UT	CB	01/01/2021	306T3656	WC	FTK9767	E	JENNIFER WEIGHT	08/27/2021	09/30/2021	22000006	9.64
AT7	14680007	042	UT	CB	01/01/2020	306T3656	WC	FPD3547	E	SHUMWAY HUNTER	01/03/2020	08/05/2021	22000007	9.00
AT7	13660003	042	UT	CB	01/01/2021	306T3656	WC	FSJ1480	E	WALDRON BRANDON	02/05/2021	08/05/2021	22000007	31.75
AT7	16110211	095	UT	CM	01/01/2021	306T3656	WC	FSS0004	E	SLACK DAVID S	04/05/2021	08/05/2021	22000007	9.00
AT7	14050001001	042	UT	CB	01/01/2021	306T3656	WC	FSS5707	E	WILKINSON NICHOLA	05/04/2021	08/05/2021	22000007	9.00
AT7	13070002	095	UT	CM	01/01/2021	306T3656	WC	FSS6894	E	MOWER ANTHONY J	05/10/2021	08/05/2021	22000007	21.76
AT7	16080001003	042	UT	CB	01/01/2021	306T3656	WC	FSS8238	E	BEVAN JENNIFER	05/18/2021	08/05/2021	22000007	12.56
AT7	16110211	042	UT	CB	01/01/2021	306T3656	WC	FSS8679	E	IVERSON DOUGLAS J	05/19/2021	08/05/2021	22000007	9.00
AT7	12230002007	042	UT	CB	01/01/2021	306T3656	WC	FTA0416	E	TESEN EDWARD	05/24/2021	08/05/2021	22000007	12.52
AT7	14500002	042	UT	CB	01/01/2021	306T3656	WC	FSS9523	E	WOLFGRAMM SIONE F	05/24/2021	08/06/2021	22000007	9.00
AT7	10540	042	UT	CB	01/01/2021	306T3656	WC	FSS4142	E	SMITH SETH W	04/15/2021	08/12/2021	22000007	16.97
AT7	14740003	042	UT	CB	01/01/2021	306T3656	WC	FTA3397	E	OBRAY TANNER	06/11/2021	08/12/2021	22000007	14.34
AT7	14050001001	042	UT	CB	01/01/2021	306T3656	WC	FTA7813	E	CRNICH ANDY S	07/02/2021	08/12/2021	22000007	9.00
AT7	14190017	042	UT	CB	01/01/2021	306T3656	WC	FTA8041	E	LIDDELL LISA	07/02/2021	08/12/2021	22000007	28.63
AT7	14480022030	042	UT	CB	01/01/2020	306T3656	WC	FQV0384	E	WILLIAMS RYLE	09/11/2020	08/19/2021	22000007	9.00
AT7	14660	042	UT	CB	01/01/2020	306T3656	WC	FQV1077	E	LIBBY KAITLYN	09/15/2020	08/19/2021	22000007	9.00
AT7	14480022042	095	UT	CM	01/01/2020	306T3656	WC	FQV6088	E	ORMOND RAYMOND B	10/08/2020	08/19/2021	22000007	9.00
AT7	14050002	042	UT	CB	01/01/2021	306T3656	WC	FSS8458	E	MITCHELL BONIE M	05/18/2021	08/19/2021	22000007	9.00
AT7	17950	042	UT	CB	01/01/2021	306T3656	WC	FTA4034	E	STEWART KEVIN	06/10/2021	08/19/2021	22000007	10.22
AT7	15610015003	042	UT	CB	01/01/2021	306T3656	WC	FTA7023	E	ADAMS ZACHARY K	06/30/2021	08/19/2021	22000007	9.35
AT7	13980004	095	UT	CM	01/01/2020	306T3656	WC	FQV2300	E	WILLARDSON BURL	09/22/2020	08/26/2021	22000007	9.00
AT7	14480010	095	UT	CM	01/01/2021	306T3656	WC	FRU6751	E	EDWARDS ELICIA	01/27/2021	08/26/2021	22000007	9.00
AT7	16690004	042	UT	CB	01/01/2021	306T3656	WC	FSS8764	E	CANDALOT KURT L	05/19/2021	08/26/2021	22000007	35.87
AT7	16110413	095	UT	CM	01/01/2021	306T3656	WC	FTA8515	E	CHAMBERLAIN DILLO	07/08/2021	09/02/2021	22000007	18.12
AT7	10610006	042	UT	CB	01/01/2021	306T3656	WC	FTK1113	E	MCWILLIAMS SHAUN	07/10/2021	09/09/2021	22000007	14.87
AT7	16080003004	095	UT	CM	01/01/2021	306T3656	WC	FTA4069	E	WHEELER HIRAM	05/23/2021	09/10/2021	22000007	9.00
AT7	10310002	042	UT	CB	01/01/2021	306T3656	WC	FTK7818	E	ALLRED LIESL K	08/20/2021	09/15/2021	22000007	9.00
AT7	10610005	042	UT	CB	01/01/2021	306T3656	WC	FSS6088	E	JACKSON BURKE A	04/22/2021	09/16/2021	22000007	38.83
AT7	14480011023	095	UT	CM	01/01/2021	306T3656	WC	FSS6142	E	O'BRIEN JIM	05/04/2021	09/16/2021	22000007	17.87
AT7	17080	042	UT	CB	01/01/2021	306T3656	WC	FTA3715	E	PARRISH GREG	06/03/2021	09/16/2021	22000007	24.26
AT7	14390002	042	UT	CB	01/01/2021	306T3656	WC	FTA4201	E	HADLOCK NICOLE	06/15/2021	09/23/2021	22000007	13.78
AT7	16080001003	095	UT	CM	01/01/2021	306T3656	WC	FTA9307	E	STEPHENS BANNING	07/13/2021	09/23/2021	22000007	9.00
AT7	14480022030	042	UT	CB	01/01/2021	306T3656	WC	FTK9775	E	SHAWN HANCOCK	08/27/2021	09/24/2021	22000007	9.00
AT7	16080001003	042	UT	CB	01/01/2021	306T3656	WC	FTK3625	E	O'HARRA GORDON	07/15/2021	09/29/2021	22000007	13.54
AT7	14680011	095	UT	CM	01/01/2021	306T3656	WC	FTA5494	E	FAULKNER JOSH	06/18/2021	09/30/2021	22000007	12.76
AT7	13980015	042	UT	CB	01/01/2021	306T3656	WC	FTA9068	E	THOMPSON JODI	07/12/2021	09/30/2021	22000007	9.00

CSS Worker's Compensation Disbursements
Aug 2021 - Sep 2021 - By Check Number

Client Code	Organization Code	Adjusting Office	State	Claim Designator	Policy Effective Date	Policy Number	Line	Claim Number	Payment Type	Claimant Name	Loss Date	Charge Date	Check Number	Check Amount
AT7	14640019	042	UT	CB	01/01/2021	306T3656	WC	FTA9145	E	GOODE JOSHUA	07/11/2021	09/30/2021	22000007	119.01
AT7	14640012	042	UT	CB	01/01/2021	306T3656	WC	FTA9932	E	SCOVIL AMARIA	07/12/2021	09/30/2021	22000007	9.00
AT7	13660003	042	UT	CB	01/01/2021	306T3656	WC	FTK9767	E	JENNIFER WEIGHT	08/27/2021	09/30/2021	22000007	10.40
AT7	16110211	042	UT	CB	01/01/2021	306T3656	WC	FSS8679	E	IVERSON DOUGLAS J	05/19/2021	08/05/2021	22000008	9.00
AT7	12230002007	042	UT	CB	01/01/2021	306T3656	WC	FTA0416	E	TESEN EDWARD	05/24/2021	08/05/2021	22000008	13.78
AT7	15520	042	UT	CB	01/01/2021	306T3656	WC	FTA6034	E	HANNIFIN TIMOTHY	06/25/2021	08/05/2021	22000008	14.72
AT7	14500002	042	UT	CB	01/01/2021	306T3656	WC	FSS9523	E	WOLFGRAMM SIONE F	05/24/2021	08/06/2021	22000008	9.00
AT7	13660003	042	UT	CB	01/01/2021	306T3656	WC	FSJ1480	E	WALDRON BRANDON	02/05/2021	08/12/2021	22000008	9.00
AT7	14050001001	042	UT	CB	01/01/2021	306T3656	WC	FTA7813	E	CRNICH ANDY S	07/02/2021	08/12/2021	22000008	9.00
AT7	14190017	042	UT	CB	01/01/2021	306T3656	WC	FTA8041	E	LIDDELL LISA	07/02/2021	08/13/2021	22000008	9.00
AT7	10540	042	UT	CB	01/01/2021	306T3656	WC	FSS4142	E	SMITH SETH W	04/15/2021	08/19/2021	22000008	23.80
AT7	14740003	042	UT	CB	01/01/2021	306T3656	WC	FTA3397	E	OBRAY TANNER	06/11/2021	08/19/2021	22000008	41.82
AT7	14190008	042	UT	CB	01/01/2020	306T3656	WC	FQV2693	E	TANNER ANDREW	09/21/2020	08/26/2021	22000008	21.76
AT7	14480010	095	UT	CM	01/01/2021	306T3656	WC	FRU6751	E	EDWARDS ELICIA	01/27/2021	08/26/2021	22000008	9.00
AT7	14050001001	042	UT	CB	01/01/2021	306T3656	WC	FSS5707	E	WILKINSON NICHOLA	05/04/2021	08/26/2021	22000008	9.00
AT7	16690004	042	UT	CB	01/01/2021	306T3656	WC	FSS8764	E	CANDALOT KURT L	05/19/2021	09/02/2021	22000008	21.92
AT7	13660002004	095	UT	CM	01/01/2021	306T3656	WC	FTA3464	E	HEATON KIRK	06/09/2021	09/10/2021	22000008	9.64
AT7	16110413	095	UT	CM	01/01/2021	306T3656	WC	FTA8515	E	CHAMBERLAIN DILLO	07/08/2021	09/10/2021	22000008	9.00
AT7	10610006	042	UT	CB	01/01/2021	306T3656	WC	FTK1113	E	MCWILLIAMS SHAUN	07/10/2021	09/15/2021	22000008	13.10
AT7	14480011023	095	UT	CM	01/01/2021	306T3656	WC	FSS6142	E	O'BRIEN JIM	05/04/2021	09/16/2021	22000008	9.00
AT7	10310002	042	UT	CB	01/01/2021	306T3656	WC	FTK7818	E	ALLRED LIESL K	08/20/2021	09/16/2021	22000008	9.64
AT7	14680009	095	UT	CM	01/01/2019	306T3656	WC	FNE6401	E	LEAVITT KADEN	12/02/2019	09/20/2021	22000008	9.00
AT7	16110211	042	UT	CB	01/01/2021	306T3656	WC	FSJ3282	E	NEEDLES JEREMY T	03/01/2021	09/22/2021	22000008	9.00
AT7	14480020024	095	UT	CM	01/01/2021	306T3656	WC	FSJ8604	E	INOKE HALENE	03/24/2021	09/23/2021	22000008	9.00
AT7	10610005	042	UT	CB	01/01/2021	306T3656	WC	FSS6088	E	JACKSON BURKE A	04/22/2021	09/23/2021	22000008	129.63
AT7	17080	042	UT	CB	01/01/2021	306T3656	WC	FTA3715	E	PARRISH GREG	06/03/2021	09/23/2021	22000008	36.45
AT7	16080003004	095	UT	CM	01/01/2021	306T3656	WC	FTA4069	E	WHEELER HIRAM	05/23/2021	09/23/2021	22000008	13.41
AT7	15610015003	042	UT	CB	01/01/2021	306T3656	WC	FTA7023	E	ADAMS ZACHARY K	06/30/2021	09/23/2021	22000008	13.78
AT7	14480022030	042	UT	CB	01/01/2021	306T3656	WC	FTK9775	E	SHAWN HANCOCK	08/27/2021	09/29/2021	22000008	9.00
AT7	15610020	042	UT	CB	01/01/2021	306T3656	WC	FRU5648	E	CLAYSON BLAKE L	01/13/2021	09/30/2021	22000008	(23.70)
AT7	13070002	095	UT	CM	01/01/2021	306T3656	WC	FSS6894	E	MOWER ANTHONY J	05/10/2021	09/30/2021	22000008	9.00
AT7	14390002	042	UT	CB	01/01/2021	306T3656	WC	FTA4201	E	HADLOCK NICOLE	06/15/2021	09/30/2021	22000008	9.00
AT7	16080001003	095	UT	CM	01/01/2021	306T3656	WC	FTA9307	E	STEPHENS BANNING	07/13/2021	09/30/2021	22000008	10.22
AT7	14640012	042	UT	CB	01/01/2021	306T3656	WC	FTA9932	E	SCOVIL AMARIA	07/12/2021	09/30/2021	22000008	12.70
AT7	13660003	042	UT	CB	01/01/2021	306T3656	WC	FTK9767	E	JENNIFER WEIGHT	08/27/2021	09/30/2021	22000008	9.00
AT7	17870	095	UT	CM	01/01/2021	306T3656	WC	FSJ7845	E	ROCIO ESPITIA MAR	03/17/2021	08/04/2021	22000009	21.41

CSS Worker's Compensation Disbursements
Aug 2021 - Sep 2021 - By Check Number

Client Code	Organization Code	Adjusting Office	State	Claim Designator	Policy Effective Date	Policy Number	Line	Claim Number	Payment Type	Claimant Name	Loss Date	Charge Date	Check Number	Check Amount
AT7	13060001	042	UT	CB	01/01/2020	306T3656	WC	FRP9349	E	OLSEN JEFFERY S	12/16/2020	08/05/2021	22000009	9.00
AT7	16140003	042	UT	CB	01/01/2021	306T3656	WC	FSS0753	E	NELSON JEREMY M	04/07/2021	08/05/2021	22000009	11.49
AT7	12230002007	042	UT	CB	01/01/2021	306T3656	WC	FTA0416	E	TESEN EDWARD	05/24/2021	08/05/2021	22000009	18.52
AT7	16080001003	042	UT	CB	01/01/2021	306T3656	WC	FTA1104	E	WEBB ADAM	05/24/2021	08/05/2021	22000009	10.17
AT7	16110211	042	UT	CB	01/01/2021	306T3656	WC	FSS8679	E	IVERSON DOUGLAS J	05/19/2021	08/12/2021	22000009	24.20
AT7	12600004	042	UT	CB	01/01/2021	306T3656	WC	FSS9274	E	WARD SHANE E	05/22/2021	08/12/2021	22000009	9.00
AT7	16080001003	095	UT	CM	01/01/2021	306T3656	WC	FTA0728	E	NIELSEN THOMAS	05/16/2021	08/12/2021	22000009	10.22
AT7	14050001001	042	UT	CB	01/01/2021	306T3656	WC	FTA7813	E	CRNICH ANDY S	07/02/2021	08/12/2021	22000009	9.00
AT7	14190017	042	UT	CB	01/01/2021	306T3656	WC	FTA8041	E	LIDDELL LISA	07/02/2021	08/18/2021	22000009	14.04
AT7	13660003	042	UT	CB	01/01/2021	306T3656	WC	FSJ1480	E	WALDRON BRANDON	02/05/2021	08/19/2021	22000009	14.05
AT7	13160002	095	UT	CM	01/01/2021	306T3656	WC	FSS8436	E	SPENCER JOHN	05/18/2021	08/19/2021	22000009	16.94
AT7	15520	042	UT	CB	01/01/2021	306T3656	WC	FTA6034	E	HANNIFIN TIMOTHY	06/25/2021	08/19/2021	22000009	14.72
AT7	11200002	042	UT	CB	01/01/2021	306T3656	WC	FSJ9382	E	CARVER KERRY	04/01/2021	08/26/2021	22000009	11.15
AT7	16690004	042	UT	CB	01/01/2021	306T3656	WC	FSS8764	E	CANDALOT KURT L	05/19/2021	09/02/2021	22000009	9.00
AT7	11640005	042	UT	CB	01/01/2012	306T3656	WC	ETX7968	E	HATCH MICHAEL J	07/06/2012	09/10/2021	22000009	9.20
AT7	10540	042	UT	CB	01/01/2021	306T3656	WC	FSS4142	E	SMITH SETH W	04/15/2021	09/10/2021	22000009	24.08
AT7	14740003	042	UT	CB	01/01/2021	306T3656	WC	FTA3397	E	OBRAY TANNER	06/11/2021	09/10/2021	22000009	30.68
AT7	10610006	042	UT	CB	01/01/2021	306T3656	WC	FTK1113	E	MCWILLIAMS SHAUN	07/10/2021	09/15/2021	22000009	12.94
AT7	12210004	095	UT	CM	01/01/2020	306T3656	WC	FPZ9106	E	ABLES ELLIE R	07/06/2020	09/16/2021	22000009	20.28
AT7	10310008	095	UT	CM	01/01/2021	306T3656	WC	FSJ8583	E	ZOLMAN LARRY W	03/26/2021	09/16/2021	22000009	14.20
AT7	14050001001	042	UT	CB	01/01/2021	306T3656	WC	FSS5707	E	WILKINSON NICHOLA	05/04/2021	09/16/2021	22000009	9.00
AT7	14500002	042	UT	CB	01/01/2021	306T3656	WC	FSS9523	E	WOLFGRAMM SIONE F	05/24/2021	09/16/2021	22000009	9.00
AT7	10310002	042	UT	CB	01/01/2021	306T3656	WC	FTK7818	E	ALLRED LIESL K	08/20/2021	09/22/2021	22000009	9.00
AT7	14480020024	095	UT	CM	01/01/2021	306T3656	WC	FSJ8604	E	INOKE HALENE	03/24/2021	09/23/2021	22000009	9.00
AT7	16080003004	095	UT	CM	01/01/2021	306T3656	WC	FTA4069	E	WHEELER HIRAM	05/23/2021	09/23/2021	22000009	9.00
AT7	15610015003	042	UT	CB	01/01/2021	306T3656	WC	FTA7023	E	ADAMS ZACHARY K	06/30/2021	09/23/2021	22000009	12.43
AT7	10610005	042	UT	CB	01/01/2021	306T3656	WC	FSS6088	E	JACKSON BURKE A	04/22/2021	09/29/2021	22000009	9.00
AT7	11830004	042	UT	CB	01/01/2020	306T3656	WC	FQV9711	E	MITCHELL TROY V	10/08/2020	09/30/2021	22000009	9.00
AT7	16110413	095	UT	CM	01/01/2021	306T3656	WC	FTA8515	E	CHAMBERLAIN DILLO	07/08/2021	09/30/2021	22000009	9.00
AT7	14480022030	042	UT	CB	01/01/2021	306T3656	WC	FTK9775	E	SHAWN HANCOCK	08/27/2021	09/30/2021	22000009	9.00
AT7	16140003	042	UT	CB	01/01/2021	306T3656	WC	FSS0753	E	NELSON JEREMY M	04/07/2021	08/05/2021	22000010	11.49
AT7	14580010	095	UT	CM	01/01/2021	306T3656	WC	FSS1511	E	PUMMELL KEVIN	03/30/2021	08/05/2021	22000010	24.79
AT7	12230002007	042	UT	CB	01/01/2021	306T3656	WC	FTA0416	E	TESEN EDWARD	05/24/2021	08/05/2021	22000010	12.52
AT7	16110413	042	UT	CB	01/01/2021	306T3656	WC	FSS2261	E	LIRA ANTHONY J	04/15/2021	08/12/2021	22000010	53.55
AT7	12600004	042	UT	CB	01/01/2021	306T3656	WC	FSS9274	E	WARD SHANE E	05/22/2021	08/12/2021	22000010	9.00
AT7	14050001001	042	UT	CB	01/01/2021	306T3656	WC	FTA7813	E	CRNICH ANDY S	07/02/2021	08/12/2021	22000010	9.00

CSS Worker's Compensation Disbursements
Aug 2021 - Sep 2021 - By Check Number

Client Code	Organization Code	Adjusting Office	State	Claim Designator	Policy Effective Date	Policy Number	Line	Claim Number	Payment Type	Claimant Name	Loss Date	Charge Date	Check Number	Check Amount
AT7	15320001	095	UT	CM	01/01/2021	306T3656	WC	FSS3931	E	CLARK TRAVIS W	04/20/2021	08/18/2021	22000010	9.53
AT7	14190017	042	UT	CB	01/01/2021	306T3656	WC	FTA8041	E	LIDDELL LISA	07/02/2021	08/18/2021	22000010	14.04
AT7	17870	095	UT	CM	01/01/2021	306T3656	WC	FSJ7845	E	ROCIO ESPITIA MAR	03/17/2021	08/19/2021	22000010	14.24
AT7	16080001003	042	UT	CB	01/01/2021	306T3656	WC	FTA1104	E	WEBB ADAM	05/24/2021	08/26/2021	22000010	15.39
AT7	13160002	095	UT	CM	01/01/2021	306T3656	WC	FSS8436	E	SPENCER JOHN	05/18/2021	09/02/2021	22000010	34.89
AT7	15520	042	UT	CB	01/01/2021	306T3656	WC	FTA6034	E	HANNIFIN TIMOTHY	06/25/2021	09/02/2021	22000010	16.64
AT7	10540	042	UT	CB	01/01/2021	306T3656	WC	FSS4142	E	SMITH SETH W	04/15/2021	09/10/2021	22000010	107.28
AT7	14740003	042	UT	CB	01/01/2021	306T3656	WC	FTA3397	E	OBRAY TANNER	06/11/2021	09/10/2021	22000010	20.07
AT7	13660003	042	UT	CB	01/01/2021	306T3656	WC	FSJ1480	E	WALDRON BRANDON	02/05/2021	09/16/2021	22000010	15.71
AT7	10610006	042	UT	CB	01/01/2021	306T3656	WC	FTK1113	E	MCWILLIAMS SHAUN	07/10/2021	09/22/2021	22000010	12.94
AT7	10310002	042	UT	CB	01/01/2021	306T3656	WC	FTK7818	E	ALLRED LIESL K	08/20/2021	09/22/2021	22000010	9.00
AT7	12310	042	UT	CB	01/01/2021	306T3656	WC	FSJ5816	E	HATCH REBEKAH	03/09/2021	09/23/2021	22000010	24.20
AT7	14050001001	042	UT	CB	01/01/2021	306T3656	WC	FSS5707	E	WILKINSON NICHOLA	05/04/2021	09/23/2021	22000010	9.00
AT7	16690004	042	UT	CB	01/01/2021	306T3656	WC	FSS8764	E	CANDALOT KURT L	05/19/2021	09/23/2021	22000010	19.71
AT7	11640005	042	UT	CB	01/01/2012	306T3656	WC	ETX7968	E	HATCH MICHAEL J	07/06/2012	09/30/2021	22000010	443.73
AT7	15610015003	042	UT	CB	01/01/2021	306T3656	WC	FTA7023	E	ADAMS ZACHARY K	06/30/2021	09/30/2021	22000010	9.14
AT7	14480022030	042	UT	CB	01/01/2021	306T3656	WC	FTK9775	E	SHAWN HANCOCK	08/27/2021	09/30/2021	22000010	9.00
AT7	12230002007	042	UT	CB	01/01/2021	306T3656	WC	FTA0416	E	TESEN EDWARD	05/24/2021	08/05/2021	22000011	12.43
AT7	11200004	042	UT	CB	01/01/2021	306T3656	WC	FTA0846	E	EVANS MATTHEW	06/01/2021	08/05/2021	22000011	9.00
AT7	16080003004	095	UT	CM	01/01/2021	306T3656	WC	FTA0864	E	THO TUA	05/27/2021	08/05/2021	22000011	13.71
AT7	16690019	095	UT	CM	01/01/2021	306T3656	WC	FSJ0259	E	WOOD MADISON	02/14/2021	08/12/2021	22000011	9.00
AT7	16140003	042	UT	CB	01/01/2021	306T3656	WC	FSS0753	E	NELSON JEREMY M	04/07/2021	08/12/2021	22000011	19.55
AT7	14050001001	042	UT	CB	01/01/2021	306T3656	WC	FTA7813	E	CRNICH ANDY S	07/02/2021	08/12/2021	22000011	9.00
AT7	17870	095	UT	CM	01/01/2021	306T3656	WC	FSJ7845	E	ROCIO ESPITIA MAR	03/17/2021	08/19/2021	22000011	19.60
AT7	14580010	095	UT	CM	01/01/2021	306T3656	WC	FSS1511	E	PUMMELL KEVIN	03/30/2021	08/19/2021	22000011	24.79
AT7	14190017	042	UT	CB	01/01/2021	306T3656	WC	FTA8041	E	LIDDELL LISA	07/02/2021	08/19/2021	22000011	186.48
AT7	16110413	042	UT	CB	01/01/2021	306T3656	WC	FSS2261	E	LIRA ANTHONY J	04/15/2021	08/23/2021	22000011	9.00
AT7	14480007008	095	UT	CM	01/01/2021	306T3656	WC	FRU3436	E	ALDER STEVE	01/07/2021	08/26/2021	22000011	9.00
AT7	12600004	042	UT	CB	01/01/2021	306T3656	WC	FSS9274	E	WARD SHANE E	05/22/2021	08/26/2021	22000011	9.00
AT7	16080001003	042	UT	CB	01/01/2021	306T3656	WC	FTA1104	E	WEBB ADAM	05/24/2021	08/26/2021	22000011	12.54
AT7	15520	042	UT	CB	01/01/2021	306T3656	WC	FTA6034	E	HANNIFIN TIMOTHY	06/25/2021	09/02/2021	22000011	14.66
AT7	13160002	095	UT	CM	01/01/2021	306T3656	WC	FSS8436	E	SPENCER JOHN	05/18/2021	09/10/2021	22000011	36.90
AT7	14740003	042	UT	CB	01/01/2021	306T3656	WC	FTA3397	E	OBRAY TANNER	06/11/2021	09/10/2021	22000011	14.34
AT7	12290	042	UT	CB	01/01/2021	306T3656	WC	FRU9183	E	NIELSON JAKE	02/08/2021	09/16/2021	22000011	28.83
AT7	12310	042	UT	CB	01/01/2021	306T3656	WC	FSJ5816	E	HATCH REBEKAH	03/09/2021	09/23/2021	22000011	9.00
AT7	14050001001	042	UT	CB	01/01/2021	306T3656	WC	FSS5707	E	WILKINSON NICHOLA	05/04/2021	09/29/2021	22000011	9.00

CSS Worker's Compensation Disbursements
Aug 2021 - Sep 2021 - By Check Number

Client Code	Organization Code	Adjusting Office	State	Claim Designator	Policy Effective Date	Policy Number	Line	Claim Number	Payment Type	Claimant Name	Loss Date	Charge Date	Check Number	Check Amount
AT7	13660003	042	UT	CB	01/01/2021	306T3656	WC	FSJ1480	E	WALDRON BRANDON	02/05/2021	09/30/2021	22000011	11.48
AT7	10310002	042	UT	CB	01/01/2021	306T3656	WC	FTK7818	E	ALLRED LIESL K	08/20/2021	09/30/2021	22000011	9.48
AT7	13660003	042	UT	CB	01/01/2021	306T3656	WC	FSS6588	E	ROBERTSON TAYLOR	05/09/2021	08/05/2021	22000012	12.52
AT7	12230002007	042	UT	CB	01/01/2021	306T3656	WC	FTA0416	E	TESEN EDWARD	05/24/2021	08/05/2021	22000012	12.43
AT7	16690019	095	UT	CM	01/01/2021	306T3656	WC	FSJ0259	E	WOOD MADISON	02/14/2021	08/12/2021	22000012	9.00
AT7	11200004	042	UT	CB	01/01/2021	306T3656	WC	FTA0846	E	EVANS MATTHEW	06/01/2021	08/12/2021	22000012	9.00
AT7	14680008	042	UT	CB	01/01/2020	306T3656	WC	FRP6047	E	DAVIS GLENN	11/30/2020	08/19/2021	22000012	9.00
AT7	14580010	095	UT	CM	01/01/2021	306T3656	WC	FSS1511	E	PUMMELL KEVIN	03/30/2021	08/19/2021	22000012	24.79
AT7	16080003004	095	UT	CM	01/01/2021	306T3656	WC	FTA0864	E	THO TUA	05/27/2021	08/19/2021	22000012	9.00
AT7	14050001001	042	UT	CB	01/01/2021	306T3656	WC	FTA7813	E	CRNICH ANDY S	07/02/2021	08/19/2021	22000012	9.00
AT7	14190017	042	UT	CB	01/01/2021	306T3656	WC	FTA8041	E	LIDDELL LISA	07/02/2021	08/19/2021	22000012	17.39
AT7	16110413	042	UT	CB	01/01/2021	306T3656	WC	FSS2261	E	LIRA ANTHONY J	04/15/2021	08/24/2021	22000012	9.00
AT7	17870	095	UT	CM	01/01/2021	306T3656	WC	FSJ7845	E	ROCIO ESPITIA MAR	03/17/2021	08/26/2021	22000012	9.00
AT7	12600004	042	UT	CB	01/01/2021	306T3656	WC	FSS9274	E	WARD SHANE E	05/22/2021	08/31/2021	22000012	9.00
AT7	13160002	095	UT	CM	01/01/2021	306T3656	WC	FSS8436	E	SPENCER JOHN	05/18/2021	09/23/2021	22000012	36.45
AT7	16080001003	042	UT	CB	01/01/2021	306T3656	WC	FTA1104	E	WEBB ADAM	05/24/2021	09/23/2021	22000012	10.50
AT7	14740003	042	UT	CB	01/01/2021	306T3656	WC	FTA3397	E	OBRAY TANNER	06/11/2021	09/23/2021	22000012	9.00
AT7	14480007008	095	UT	CM	01/01/2021	306T3656	WC	FRU3436	E	ALDER STEVE	01/07/2021	09/29/2021	22000012	9.00
AT7	14050001001	042	UT	CB	01/01/2021	306T3656	WC	FSS5707	E	WILKINSON NICHOLA	05/04/2021	09/30/2021	22000012	9.00
AT7	12230002007	042	UT	CB	01/01/2021	306T3656	WC	FTA0416	E	TESEN EDWARD	05/24/2021	08/12/2021	22000013	19.71
AT7	11200004	042	UT	CB	01/01/2021	306T3656	WC	FTA0846	E	EVANS MATTHEW	06/01/2021	08/18/2021	22000013	9.00
AT7	16690019	095	UT	CM	01/01/2021	306T3656	WC	FSJ0259	E	WOOD MADISON	02/14/2021	08/19/2021	22000013	14.18
AT7	13660003	042	UT	CB	01/01/2021	306T3656	WC	FSS6588	E	ROBERTSON TAYLOR	05/09/2021	08/19/2021	22000013	20.29
AT7	16080003004	095	UT	CM	01/01/2021	306T3656	WC	FTA0864	E	THO TUA	05/27/2021	08/19/2021	22000013	13.71
AT7	14190017	042	UT	CB	01/01/2021	306T3656	WC	FTA8041	E	LIDDELL LISA	07/02/2021	08/19/2021	22000013	9.00
AT7	17870	095	UT	CM	01/01/2021	306T3656	WC	FSJ7845	E	ROCIO ESPITIA MAR	03/17/2021	08/26/2021	22000013	9.00
AT7	16110413	042	UT	CB	01/01/2021	306T3656	WC	FSS2261	E	LIRA ANTHONY J	04/15/2021	08/26/2021	22000013	9.00
AT7	14050001001	042	UT	CB	01/01/2021	306T3656	WC	FTA7813	E	CRNICH ANDY S	07/02/2021	08/26/2021	22000013	9.00
AT7	16080001001	042	UT	CB	01/01/2012	306T3656	WC	F9X1712	E	O'HARRA GORDON	02/17/2012	09/02/2021	22000013	9.32
AT7	14580010	042	UT	CB	01/01/2021	306T3656	WC	FSS1511	E	PUMMELL KEVIN	03/30/2021	09/10/2021	22000013	24.79
AT7	12600004	042	UT	CB	01/01/2021	306T3656	WC	FSS9274	E	WARD SHANE E	05/22/2021	09/15/2021	22000013	9.27
AT7	12360004	042	UT	CB	01/01/2019	306T3656	WC	FNRO465	E	KESLER BRODY G	12/17/2019	09/23/2021	22000013	10.17
AT7	16140003	042	UT	CB	01/01/2021	306T3656	WC	FSJ6849	E	HAYES SARAH	03/18/2021	09/23/2021	22000013	(22.04)
AT7	13160002	095	UT	CM	01/01/2021	306T3656	WC	FSS8436	E	SPENCER JOHN	05/18/2021	09/30/2021	22000013	37.34
AT7	16110211	042	UT	CB	01/01/2021	306T3656	WC	FSS2073	E	MCDANIEL DAVID L	04/15/2021	08/05/2021	22000014	9.00
AT7	13900	042	UT	CB	01/01/2021	306T3656	WC	FSJ3306	E	BERRYHILL LORRAIN	03/02/2021	08/12/2021	22000014	9.75

CSS Worker's Compensation Disbursements
Aug 2021 - Sep 2021 - By Check Number

Client Code	Organization Code	Adjusting Office	State	Claim Designator	Policy Effective Date	Policy Number	Line	Claim Number	Payment Type	Claimant Name	Loss Date	Charge Date	Check Number	Check Amount
AT7	12230002007	042	UT	CB	01/01/2021	306T3656	WC	FTA0416	E	TESEN EDWARD	05/24/2021	08/12/2021	22000014	12.52
AT7	11200004	042	UT	CB	01/01/2021	306T3656	WC	FTA0846	E	EVANS MATTHEW	06/01/2021	08/19/2021	22000014	257.91
AT7	14190017	042	UT	CB	01/01/2021	306T3656	WC	FTA8041	E	LIDDELL LISA	07/02/2021	08/25/2021	22000014	14.04
AT7	16690019	095	UT	CM	01/01/2021	306T3656	WC	FSJ0259	E	WOOD MADISON	02/14/2021	08/26/2021	22000014	9.00
AT7	12690002	042	UT	CB	01/01/2021	306T3656	WC	FSS2485	E	MORROW JOSHUA	04/18/2021	08/26/2021	22000014	12.01
AT7	13660003	042	UT	CB	01/01/2021	306T3656	WC	FSS6588	E	ROBERTSON TAYLOR	05/09/2021	08/26/2021	22000014	14.87
AT7	16080003004	095	UT	CM	01/01/2021	306T3656	WC	FTA0864	E	THO TUA	05/27/2021	08/26/2021	22000014	10.22
AT7	14050001001	042	UT	CB	01/01/2021	306T3656	WC	FTA7813	E	CRNICH ANDY S	07/02/2021	08/26/2021	22000014	11.63
AT7	16110413	042	UT	CB	01/01/2021	306T3656	WC	FSS2261	E	LIRA ANTHONY J	04/15/2021	09/01/2021	22000014	9.00
AT7	14190013	042	UT	CB	01/01/2019	306T3656	WC	FMH8637	E	RAPICH GEORGE	07/23/2019	09/02/2021	22000014	9.00
AT7	14580010	042	UT	CB	01/01/2021	306T3656	WC	FSS1511	E	PUMMELL KEVIN	03/30/2021	09/16/2021	22000014	9.00
AT7	17870	095	UT	CM	01/01/2021	306T3656	WC	FSJ7845	E	ROCIO ESPITIA MAR	03/17/2021	09/30/2021	22000014	9.00
AT7	13160002	095	UT	CM	01/01/2021	306T3656	WC	FSS8436	E	SPENCER JOHN	05/18/2021	09/30/2021	22000014	22.73
AT7	12860	042	UT	CB	01/01/2018	306T3656	WC	FDN0608	E	KRAMER CHAD	06/15/2018	08/04/2021	22000015	9.00
AT7	13980007	042	UT	CB	01/01/2021	306T3656	WC	FSS5718	E	COATES JENNY	05/03/2021	08/05/2021	22000015	9.00
AT7	13030	042	UT	CB	01/01/2019	306T3656	WC	FLX7388	E	PLEDGER BARBARA	06/26/2019	08/12/2021	22000015	9.00
AT7	13900	042	UT	CB	01/01/2021	306T3656	WC	FSJ3306	E	BERRYHILL LORRAIN	03/02/2021	08/19/2021	22000015	21.76
AT7	12810007	042	UT	CB	01/01/2020	306T3656	WC	FSJ6005	E	STAKER COLE	06/18/2020	08/19/2021	22000015	39.06
AT7	12230002007	042	UT	CB	01/01/2021	306T3656	WC	FTA0416	E	TESEN EDWARD	05/24/2021	08/19/2021	22000015	12.43
AT7	14190017	042	UT	CB	01/01/2021	306T3656	WC	FTA8041	E	LIDDELL LISA	07/02/2021	08/26/2021	22000015	418.79
AT7	11200004	042	UT	CB	01/01/2021	306T3656	WC	FTA0846	E	EVANS MATTHEW	06/01/2021	09/01/2021	22000015	9.00
AT7	14050001001	042	UT	CB	01/01/2021	306T3656	WC	FTA7813	E	CRNICH ANDY S	07/02/2021	09/01/2021	22000015	9.00
AT7	10800	042	UT	CB	01/01/2021	306T3656	WC	FRU9223	E	ANDERSON RYAN	01/01/2021	09/02/2021	22000015	9.00
AT7	16690019	095	UT	CM	01/01/2021	306T3656	WC	FSJ0259	E	WOOD MADISON	02/14/2021	09/02/2021	22000015	16.43
AT7	12690002	042	UT	CB	01/01/2021	306T3656	WC	FSS2485	E	MORROW JOSHUA	04/18/2021	09/02/2021	22000015	24.90
AT7	16080003004	095	UT	CM	01/01/2021	306T3656	WC	FTA0864	E	THO TUA	05/27/2021	09/02/2021	22000015	13.05
AT7	14340006	042	UT	CB	01/01/2020	306T3656	WC	FRP9027	E	SMITH GARY	12/16/2020	09/16/2021	22000015	24.17
AT7	14580010	042	UT	CB	01/01/2021	306T3656	WC	FSS1511	E	PUMMELL KEVIN	03/30/2021	09/23/2021	22000015	40.58
AT7	16110413	042	UT	CB	01/01/2021	306T3656	WC	FSS2261	E	LIRA ANTHONY J	04/15/2021	09/23/2021	22000015	9.00
AT7	13160002	095	UT	CM	01/01/2021	306T3656	WC	FSS8436	E	SPENCER JOHN	05/18/2021	09/30/2021	22000015	26.86
AT7	10600	042	UT	CB	01/01/2020	306T3656	WC	FRU0892	E	JENSEN STEWART	12/29/2020	08/05/2021	22000016	24.89
AT7	17750	042	UT	CB	01/01/2021	306T3656	WC	FSS3108	E	STEPHENSON MARK	03/16/2021	08/05/2021	22000016	10,000.00
AT7	11030003	042	UT	CB	01/01/2021	306T3656	WC	FSJ9109	E	HARRIS ANDREW D	03/30/2021	08/12/2021	22000016	9.00
AT7	16110440	042	UT	CB	01/01/2021	306T3656	WC	FRU5506	E	ELLSWORTH MICHAEL	01/22/2021	08/19/2021	22000016	9.00
AT7	13900	042	UT	CB	01/01/2021	306T3656	WC	FSJ3306	E	BERRYHILL LORRAIN	03/02/2021	08/19/2021	22000016	9.38
AT7	12230002007	042	UT	CB	01/01/2021	306T3656	WC	FTA0416	E	TESEN EDWARD	05/24/2021	08/26/2021	22000016	12.52

CSS Worker's Compensation Disbursements
Aug 2021 - Sep 2021 - By Check Number

Client Code	Organization Code	Adjusting Office	State	Claim Designator	Policy Effective Date	Policy Number	Line	Claim Number	Payment Type	Claimant Name	Loss Date	Charge Date	Check Number	Check Amount
AT7	14190017	042	UT	CB	01/01/2021	306T3656	WC	FTA8041	E	LIDDELL LISA	07/02/2021	08/26/2021	22000016	10.03
AT7	12690002	042	UT	CB	01/01/2021	306T3656	WC	FSS2485	E	MORROW JOSHUA	04/18/2021	09/02/2021	22000016	16.85
AT7	11200004	042	UT	CB	01/01/2021	306T3656	WC	FTA0846	E	EVANS MATTHEW	06/01/2021	09/02/2021	22000016	9.00
AT7	14050001001	042	UT	CB	01/01/2021	306T3656	WC	FTA7813	E	CRNICH ANDY S	07/02/2021	09/02/2021	22000016	11.63
AT7	16080003004	095	UT	CM	01/01/2021	306T3656	WC	FTA0864	E	THO TUA	05/27/2021	09/10/2021	22000016	17.54
AT7	14340006	042	UT	CB	01/01/2020	306T3656	WC	FRP9027	E	SMITH GARY	12/16/2020	09/16/2021	22000016	9.00
AT7	16690019	095	UT	CM	01/01/2021	306T3656	WC	FSJ0259	E	WOOD MADISON	02/14/2021	09/23/2021	22000016	11.53
AT7	16080001001	095	UT	CM	01/01/2021	306T3656	WC	FSJ3489	E	BOGENSCHUTZ NATHA	03/02/2021	09/23/2021	22000016	10.17
AT7	16110413	042	UT	CB	01/01/2021	306T3656	WC	FSS2261	E	LIRA ANTHONY J	04/15/2021	09/23/2021	22000016	9.00
AT7	13980007	042	UT	CB	01/01/2021	306T3656	WC	FSS5718	E	COATES JENNY	05/03/2021	09/23/2021	22000016	12.24
AT7	14480002	042	UT	CB	01/01/2020	306T3656	WC	FPZ9135	E	BUNCE CHERIE	07/13/2020	09/29/2021	22000016	9.00
AT7	13030	042	UT	CB	01/01/2019	306T3656	WC	FLX7388	E	PLEDGER BARBARA	06/26/2019	09/30/2021	22000016	15.48
AT7	14580010	042	UT	CB	01/01/2021	306T3656	WC	FSS1511	E	PUMMELL KEVIN	03/30/2021	09/30/2021	22000016	18.56
AT7	17750	042	UT	CB	01/01/2021	306T3656	WC	FSS3108	E	STEPHENSON MARK	03/16/2021	08/05/2021	22000017	9.00
AT7	14260001	042	UT	CB	01/01/2020	306T3656	WC	FRP3589	E	KITCH LINDA	11/17/2020	08/12/2021	22000017	15.52
AT7	11490022003	042	UT	CB	01/01/2020	306T3656	WC	FRP7722	E	MOSHER HALEY	12/06/2020	08/12/2021	22000017	9.00
AT7	13900	042	UT	CB	01/01/2021	306T3656	WC	FSJ3306	E	BERRYHILL LORRAIN	03/02/2021	08/26/2021	22000017	105.01
AT7	12230002007	042	UT	CB	01/01/2021	306T3656	WC	FTA0416	E	TESEN EDWARD	05/24/2021	08/26/2021	22000017	17.66
AT7	14190017	042	UT	CB	01/01/2021	306T3656	WC	FTA8041	E	LIDDELL LISA	07/02/2021	09/01/2021	22000017	14.04
AT7	11200004	042	UT	CB	01/01/2021	306T3656	WC	FTA0846	E	EVANS MATTHEW	06/01/2021	09/02/2021	22000017	9.00
AT7	14050001001	042	UT	CB	01/01/2021	306T3656	WC	FTA7813	E	CRNICH ANDY S	07/02/2021	09/02/2021	22000017	9.00
AT7	13980004	042	UT	CB	01/01/2020	306T3656	WC	FPD4258	E	BEEBE BRANDON	02/21/2020	09/10/2021	22000017	15.79
AT7	14340006	042	UT	CB	01/01/2020	306T3656	WC	FRP9027	E	SMITH GARY	12/16/2020	09/16/2021	22000017	9.00
AT7	16110413	042	UT	CB	01/01/2021	306T3656	WC	FSS2261	E	LIRA ANTHONY J	04/15/2021	09/29/2021	22000017	9.00
AT7	14580010	042	UT	CB	01/01/2021	306T3656	WC	FSS1511	E	PUMMELL KEVIN	03/30/2021	09/30/2021	22000017	13.78
AT7	14480007011	042	UT	CB	01/01/2021	306T3656	WC	FSJ3387	E	NGUYEN LE	03/02/2021	08/05/2021	22000018	20.07
AT7	16080001005	042	UT	CB	01/01/2021	306T3656	WC	FSJ9409	E	LAJEUNESSE MATTHE	03/30/2021	08/12/2021	22000018	9.00
AT7	12810003	095	UT	CM	01/01/2021	306T3656	WC	FSJ9417	E	MARQUEZ CHRISTOPH	03/29/2021	08/12/2021	22000018	15.52
AT7	14260001	042	UT	CB	01/01/2020	306T3656	WC	FRP3589	E	KITCH LINDA	11/17/2020	08/19/2021	22000018	9.00
AT7	17750	042	UT	CB	01/01/2021	306T3656	WC	FSS3108	E	STEPHENSON MARK	03/16/2021	08/26/2021	22000018	15.64
AT7	12230002007	042	UT	CB	01/01/2021	306T3656	WC	FTA0416	E	TESEN EDWARD	05/24/2021	08/26/2021	22000018	12.52
AT7	13900	042	UT	CB	01/01/2021	306T3656	WC	FSJ3306	E	BERRYHILL LORRAIN	03/02/2021	09/01/2021	22000018	9.00
AT7	14190017	042	UT	CB	01/01/2021	306T3656	WC	FTA8041	E	LIDDELL LISA	07/02/2021	09/01/2021	22000018	20.69
AT7	11200004	042	UT	CB	01/01/2021	306T3656	WC	FTA0846	E	EVANS MATTHEW	06/01/2021	09/02/2021	22000018	19.77
AT7	14580010	042	UT	CB	01/01/2021	306T3656	WC	FSS1511	E	PUMMELL KEVIN	03/30/2021	09/30/2021	22000018	40.08
AT7	14050001001	042	UT	CB	01/01/2021	306T3656	WC	FTA7813	E	CRNICH ANDY S	07/02/2021	09/30/2021	22000018	11.63

**CSS Worker's Compensation Disbursements
Aug 2021 - Sep 2021 - By Check Number**

Client Code	Organization Code	Adjusting Office	State	Claim Designator	Policy Effective Date	Policy Number	Line	Claim Number	Payment Type	Claimant Name	Loss Date	Charge Date	Check Number	Check Amount
AT7	16690019	042	UT	CB	01/01/2021	306T3656	WC	FSJ9843	E	PERKINS GLENNARAE	04/02/2021	08/05/2021	22000019	18.59
AT7	14480007011	042	UT	CB	01/01/2021	306T3656	WC	FSJ3387	E	NGUYEN LE	03/02/2021	08/19/2021	22000019	12.52
AT7	17750	042	UT	CB	01/01/2021	306T3656	WC	FSS3108	E	STEPHENSON MARK	03/16/2021	08/26/2021	22000019	26.76
AT7	12230002007	042	UT	CB	01/01/2021	306T3656	WC	FTA0416	E	TESEN EDWARD	05/24/2021	08/26/2021	22000019	12.52
AT7	13900	042	UT	CB	01/01/2021	306T3656	WC	FSJ3306	E	BERRYHILL LORRAIN	03/02/2021	09/01/2021	22000019	32.30
AT7	14190013	042	UT	CB	01/01/2020	306T3656	WC	FQV6752	E	MAGLEBY TIFFANY	09/23/2020	09/02/2021	22000019	21.76
AT7	11200004	042	UT	CB	01/01/2021	306T3656	WC	FTA0846	E	EVANS MATTHEW	06/01/2021	09/02/2021	22000019	23.17
AT7	14190017	042	UT	CB	01/01/2021	306T3656	WC	FTA8041	E	LIDDELL LISA	07/02/2021	09/15/2021	22000019	20.69
AT7	14260001	042	UT	CB	01/01/2020	306T3656	WC	FRP3589	E	KITCH LINDA	11/17/2020	09/16/2021	22000019	21.76
AT7	12810003	095	UT	CM	01/01/2021	306T3656	WC	FSJ9417	E	MARQUEZ CHRISTOPH	03/29/2021	09/16/2021	22000019	78.12
AT7	14580010	042	UT	CB	01/01/2021	306T3656	WC	FRU7315	E	CURRIE TRENT	01/29/2021	09/23/2021	22000019	30.69
AT7	13750003	042	UT	CB	01/01/2020	306T3656	WC	FRU1857	E	MATTSON JUSTIN	12/28/2020	08/02/2021	22000020	9.00
AT7	16690019	042	UT	CB	01/01/2021	306T3656	WC	FSJ9843	E	PERKINS GLENNARAE	04/02/2021	08/19/2021	22000020	12.56
AT7	14190013	042	UT	CB	01/01/2020	306T3656	WC	FQV6752	E	MAGLEBY TIFFANY	09/23/2020	09/02/2021	22000020	12.01
AT7	14480007011	042	UT	CB	01/01/2021	306T3656	WC	FSJ3387	E	NGUYEN LE	03/02/2021	09/02/2021	22000020	12.52
AT7	11200004	042	UT	CB	01/01/2021	306T3656	WC	FTA0846	E	EVANS MATTHEW	06/01/2021	09/02/2021	22000020	37.89
AT7	17750	042	UT	CB	01/01/2021	306T3656	WC	FSS3108	E	STEPHENSON MARK	03/16/2021	09/09/2021	22000020	15.64
AT7	13900	042	UT	CB	01/01/2021	306T3656	WC	FSJ3306	E	BERRYHILL LORRAIN	03/02/2021	09/10/2021	22000020	11.52
AT7	14190017	042	UT	CB	01/01/2021	306T3656	WC	FTA8041	E	LIDDELL LISA	07/02/2021	09/15/2021	22000020	20.69
AT7	14260001	042	UT	CB	01/01/2020	306T3656	WC	FRP3589	E	KITCH LINDA	11/17/2020	09/16/2021	22000020	9.00
AT7	12230002007	042	UT	CB	01/01/2021	306T3656	WC	FTA0416	E	TESEN EDWARD	05/24/2021	09/16/2021	22000020	15.94
AT7	13750003	042	UT	CB	01/01/2020	306T3656	WC	FRU1857	E	MATTSON JUSTIN	12/28/2020	08/05/2021	22000021	9.00
AT7	14640024	042	UT	CB	01/01/2021	306T3656	WC	FRU7752	E	SABEY CHRIS C	02/03/2021	08/05/2021	22000021	11.81
AT7	12230004019	042	UT	CB	01/01/2021	306T3656	WC	FRU7894	E	COOK DARIN	02/03/2021	08/05/2021	22000021	22.34
AT7	14640019	042	UT	CB	01/01/2020	306T3656	WC	FQM1241	E	ALLEN BRAD R	07/11/2020	08/18/2021	22000021	(24.67)
AT7	13160001	042	UT	CB	01/01/2020	306T3656	WC	FQV1705	E	BUTLER BRETT	09/10/2020	09/02/2021	22000021	15.94
AT7	14480007011	042	UT	CB	01/01/2021	306T3656	WC	FSJ3387	E	NGUYEN LE	03/02/2021	09/02/2021	22000021	12.52
AT7	17750	042	UT	CB	01/01/2021	306T3656	WC	FSS3108	E	STEPHENSON MARK	03/16/2021	09/09/2021	22000021	15.93
AT7	13900	042	UT	CB	01/01/2021	306T3656	WC	FSJ3306	E	BERRYHILL LORRAIN	03/02/2021	09/10/2021	22000021	15.26
AT7	11200004	042	UT	CB	01/01/2021	306T3656	WC	FTA0846	E	EVANS MATTHEW	06/01/2021	09/10/2021	22000021	37.34
AT7	16690019	042	UT	CB	01/01/2021	306T3656	WC	FSJ9843	E	PERKINS GLENNARAE	04/02/2021	09/15/2021	22000021	9.81
AT7	14190017	042	UT	CB	01/01/2021	306T3656	WC	FTA8041	E	LIDDELL LISA	07/02/2021	09/15/2021	22000021	20.69
AT7	14260001	042	UT	CB	01/01/2020	306T3656	WC	FRP3589	E	KITCH LINDA	11/17/2020	09/23/2021	22000021	21.24
AT7	11490	042	UT	CB	01/01/1993	306T4813	WC	A4J6454	E	SHELTON JACQUE A	08/08/1993	08/05/2021	22000022	46.45
AT7	14640024	042	UT	CB	01/01/2021	306T3656	WC	FRU7752	E	SABEY CHRIS C	02/03/2021	08/05/2021	22000022	11.81
AT7	12230004019	042	UT	CB	01/01/2021	306T3656	WC	FRU7894	E	COOK DARIN	02/03/2021	08/05/2021	22000022	12.33

CSS Worker's Compensation Disbursements
Aug 2021 - Sep 2021 - By Check Number

Client Code	Organization Code	Adjusting Office	State	Claim Designator	Policy Effective Date	Policy Number	Line	Claim Number	Payment Type	Claimant Name	Loss Date	Charge Date	Check Number	Check Amount
AT7	16080001005	042	UT	CB	01/01/2021	306T3656	WC	FSJ4797	E	ALLEN CATHERINE	02/19/2021	08/12/2021	22000022	13.50
AT7	17750	042	UT	CB	01/01/2021	306T3656	WC	FSS3108	E	STEPHENSON MARK	03/16/2021	09/10/2021	22000022	13.22
AT7	13900	042	UT	CB	01/01/2021	306T3656	WC	FSJ3306	E	BERRYHILL LORRAIN	03/02/2021	09/15/2021	22000022	9.00
AT7	14190017	042	UT	CB	01/01/2021	306T3656	WC	FTA8041	E	LIDDELL LISA	07/02/2021	09/16/2021	22000022	33.04
AT7	11200004	042	UT	CB	01/01/2021	306T3656	WC	FTA0846	E	EVANS MATTHEW	06/01/2021	09/23/2021	22000022	37.34
AT7	14640024	042	UT	CB	01/01/2021	306T3656	WC	FRU7752	E	SABEY CHRIS C	02/03/2021	08/05/2021	22000023	36.72
AT7	15320023	042	UT	CB	01/01/2021	306T3656	WC	FSS8030	E	JOHNSON KAREN	05/14/2021	08/05/2021	22000023	12.60
AT7	12230004019	042	UT	CB	01/01/2021	306T3656	WC	FRU7894	E	COOK DARIN	02/03/2021	08/12/2021	22000023	12.33
AT7	13640004	042	UT	CB	01/01/2020	306T3656	WC	FPZ8038	E	RUNOLFSON GABRIEL	07/02/2020	08/19/2021	22000023	9.00
AT7	16080001005	042	UT	CB	01/01/2021	306T3656	WC	FSJ4797	E	ALLEN CATHERINE	02/19/2021	08/19/2021	22000023	18.31
AT7	17750	042	UT	CB	01/01/2021	306T3656	WC	FSS3108	E	STEPHENSON MARK	03/16/2021	09/22/2021	22000023	15.93
AT7	14190017	042	UT	CB	01/01/2021	306T3656	WC	FTA8041	E	LIDDELL LISA	07/02/2021	09/22/2021	22000023	20.86
AT7	13900	042	UT	CB	01/01/2021	306T3656	WC	FSJ3306	E	BERRYHILL LORRAIN	03/02/2021	09/23/2021	22000023	24.83
AT7	11200004	042	UT	CB	01/01/2021	306T3656	WC	FTA0846	E	EVANS MATTHEW	06/01/2021	09/23/2021	22000023	37.34
AT7	16080001001	042	UT	CB	01/01/2021	306T3656	WC	FSJ0221	E	LATHEN WESLEY	02/15/2021	08/05/2021	22000024	12.84
AT7	15320023	042	UT	CB	01/01/2021	306T3656	WC	FSS8030	E	JOHNSON KAREN	05/14/2021	08/05/2021	22000024	9.00
AT7	14640024	042	UT	CB	01/01/2021	306T3656	WC	FRU7752	E	SABEY CHRIS C	02/03/2021	08/12/2021	22000024	12.63
AT7	12230004019	042	UT	CB	01/01/2021	306T3656	WC	FRU7894	E	COOK DARIN	02/03/2021	08/19/2021	22000024	15.67
AT7	16080001005	042	UT	CB	01/01/2021	306T3656	WC	FSJ4797	E	ALLEN CATHERINE	02/19/2021	08/26/2021	22000024	9.00
AT7	17750	042	UT	CB	01/01/2021	306T3656	WC	FSS3108	E	STEPHENSON MARK	03/16/2021	09/22/2021	22000024	16.54
AT7	13900	042	UT	CB	01/01/2021	306T3656	WC	FSJ3306	E	BERRYHILL LORRAIN	03/02/2021	09/23/2021	22000024	24.83
AT7	14190017	042	UT	CB	01/01/2021	306T3656	WC	FTA8041	E	LIDDELL LISA	07/02/2021	09/23/2021	22000024	10.78
AT7	13640004	042	UT	CB	01/01/2020	306T3656	WC	FPZ8038	E	RUNOLFSON GABRIEL	07/02/2020	09/30/2021	22000024	9.00
AT7	11200004	042	UT	CB	01/01/2021	306T3656	WC	FTA0846	E	EVANS MATTHEW	06/01/2021	09/30/2021	22000024	9.00
AT7	15320023	042	UT	CB	01/01/2021	306T3656	WC	FSS8030	E	JOHNSON KAREN	05/14/2021	08/05/2021	22000025	12.60
AT7	17310002	042	UT	CB	01/01/2020	306T3656	WC	FRP3300	E	HOBBS WILLIAM	11/13/2020	08/12/2021	22000025	9.00
AT7	14640024	042	UT	CB	01/01/2021	306T3656	WC	FRU7752	E	SABEY CHRIS C	02/03/2021	08/12/2021	22000025	11.92
AT7	16360	042	UT	CB	01/01/2020	306T3656	WC	FPZ2981	E	WOODWARD COLLEEN	06/16/2020	08/17/2021	22000025	(25.51)
AT7	12230004019	042	UT	CB	01/01/2021	306T3656	WC	FRU7894	E	COOK DARIN	02/03/2021	08/26/2021	22000025	12.33
AT7	16080001001	042	UT	CB	01/01/2021	306T3656	WC	FSJ0221	E	LATHEN WESLEY	02/15/2021	08/26/2021	22000025	11.00
AT7	16080001005	042	UT	CB	01/01/2021	306T3656	WC	FSJ4797	E	ALLEN CATHERINE	02/19/2021	09/02/2021	22000025	230.00
AT7	13900	042	UT	CB	01/01/2021	306T3656	WC	FSJ3306	E	BERRYHILL LORRAIN	03/02/2021	09/23/2021	22000025	24.83
AT7	14190017	042	UT	CB	01/01/2021	306T3656	WC	FTA8041	E	LIDDELL LISA	07/02/2021	09/29/2021	22000025	14.04
AT7	11200004	042	UT	CB	01/01/2021	306T3656	WC	FTA0846	E	EVANS MATTHEW	06/01/2021	09/30/2021	22000025	23.17
AT7	15320023	042	UT	CB	01/01/2021	306T3656	WC	FSS8030	E	JOHNSON KAREN	05/14/2021	08/05/2021	22000026	28.51
AT7	14640024	042	UT	CB	01/01/2021	306T3656	WC	FRU7752	E	SABEY CHRIS C	02/03/2021	08/19/2021	22000026	11.81

CSS Worker's Compensation Disbursements
Aug 2021 - Sep 2021 - By Check Number

Client Code	Organization Code	Adjusting Office	State	Claim Designator	Policy Effective Date	Policy Number	Line	Claim Number	Payment Type	Claimant Name	Loss Date	Charge Date	Check Number	Check Amount
AT7	17310002	042	UT	CB	01/01/2020	306T3656	WC	FRP3300	E	HOBBS WILLIAM	11/13/2020	09/02/2021	22000026	9.00
AT7	16080001005	042	UT	CB	01/01/2021	306T3656	WC	FSJ4797	E	ALLEN CATHERINE	02/19/2021	09/02/2021	22000026	10.22
AT7	12230004019	042	UT	CB	01/01/2021	306T3656	WC	FRU7894	E	COOK DARIN	02/03/2021	09/10/2021	22000026	15.67
AT7	13900	042	UT	CB	01/01/2021	306T3656	WC	FSJ3306	E	BERRYHILL LORRAIN	03/02/2021	09/23/2021	22000026	24.83
AT7	14190017	042	UT	CB	01/01/2021	306T3656	WC	FTA8041	E	LIDDELL LISA	07/02/2021	09/29/2021	22000026	31.66
AT7	15320023	042	UT	CB	01/01/2021	306T3656	WC	FSS8030	E	JOHNSON KAREN	05/14/2021	08/05/2021	22000027	11.36
AT7	12110002	042	UT	CB	01/01/2020	306T3656	WC	FQV6925	E	CROUSE AMBER	10/13/2020	08/19/2021	22000027	9.00
AT7	14640024	042	UT	CB	01/01/2021	306T3656	WC	FRU7752	E	SABEY CHRIS C	02/03/2021	08/26/2021	22000027	11.81
AT7	17310002	042	UT	CB	01/01/2020	306T3656	WC	FRP3300	E	HOBBS WILLIAM	11/13/2020	09/02/2021	22000027	21.76
AT7	16080001005	042	UT	CB	01/01/2021	306T3656	WC	FSJ4797	E	ALLEN CATHERINE	02/19/2021	09/16/2021	22000027	34.31
AT7	13900	042	UT	CB	01/01/2021	306T3656	WC	FSJ3306	E	BERRYHILL LORRAIN	03/02/2021	09/23/2021	22000027	24.83
AT7	12230004019	042	UT	CB	01/01/2021	306T3656	WC	FRU7894	E	COOK DARIN	02/03/2021	09/30/2021	22000027	12.33
AT7	15320023	042	UT	CB	01/01/2021	306T3656	WC	FSS8030	E	JOHNSON KAREN	05/14/2021	08/12/2021	22000028	9.00
AT7	14640024	042	UT	CB	01/01/2021	306T3656	WC	FRU7752	E	SABEY CHRIS C	02/03/2021	09/02/2021	22000028	11.81
AT7	17310002	042	UT	CB	01/01/2020	306T3656	WC	FRP3300	E	HOBBS WILLIAM	11/13/2020	09/16/2021	22000028	9.00
AT7	13900	042	UT	CB	01/01/2021	306T3656	WC	FSJ3306	E	BERRYHILL LORRAIN	03/02/2021	09/23/2021	22000028	24.83
AT7	12230004019	042	UT	CB	01/01/2021	306T3656	WC	FRU7894	E	COOK DARIN	02/03/2021	09/30/2021	22000028	12.33
AT7	16080001005	042	UT	CB	01/01/2021	306T3656	WC	FSJ4797	E	ALLEN CATHERINE	02/19/2021	09/30/2021	22000028	16.21
AT7	15320023	042	UT	CB	01/01/2021	306T3656	WC	FSS8030	E	JOHNSON KAREN	05/14/2021	08/12/2021	22000029	13.82
AT7	14640024	042	UT	CB	01/01/2021	306T3656	WC	FRU7752	E	SABEY CHRIS C	02/03/2021	09/16/2021	22000029	16.94
AT7	13900	042	UT	CB	01/01/2021	306T3656	WC	FSJ3306	E	BERRYHILL LORRAIN	03/02/2021	09/23/2021	22000029	24.60
AT7	12230004019	042	UT	CB	01/01/2021	306T3656	WC	FRU7894	E	COOK DARIN	02/03/2021	09/30/2021	22000029	12.33
AT7	16080001005	042	UT	CB	01/01/2021	306T3656	WC	FSJ4797	E	ALLEN CATHERINE	02/19/2021	09/30/2021	22000029	10.17
AT7	15320023	042	UT	CB	01/01/2021	306T3656	WC	FSS8030	E	JOHNSON KAREN	05/14/2021	08/18/2021	22000030	9.00
AT7	12230004019	042	UT	CB	01/01/2021	306T3656	WC	FRU7894	E	COOK DARIN	02/03/2021	09/30/2021	22000030	12.33
AT7	13900	042	UT	CB	01/01/2021	306T3656	WC	FSJ3306	E	BERRYHILL LORRAIN	03/02/2021	09/30/2021	22000030	56.50
AT7	16080001005	042	UT	CB	01/01/2021	306T3656	WC	FSJ4797	E	ALLEN CATHERINE	02/19/2021	09/30/2021	22000030	10.17
AT7	15320023	042	UT	CB	01/01/2021	306T3656	WC	FSS8030	E	JOHNSON KAREN	05/14/2021	08/19/2021	22000031	12.33
AT7	15320023	042	UT	CB	01/01/2021	306T3656	WC	FSS8030	E	JOHNSON KAREN	05/14/2021	08/19/2021	22000032	21.76
AT7	14760	042	UT	CB	01/01/2012	306T3656	WC	EVF1518	E	ERICSON EDWIN	11/01/2012	08/26/2021	22000032	105.75
AT7	16140005	042	UT	CB	01/01/2020	306T3656	WC	FQV1826	E	PAYNE MICHAEL E	03/25/2020	09/16/2021	22000032	60.67
AT7	14580006	042	UT	CB	01/01/2020	306T3656	WC	FQV2656	E	HARRISON JOSEPH	09/21/2020	09/10/2021	22000033	26.86
AT7	16140005	042	UT	CB	01/01/2020	306T3656	WC	FQV1826	E	PAYNE MICHAEL E	03/25/2020	09/16/2021	22000033	(25.70)
AT7	15320023	042	UT	CB	01/01/2021	306T3656	WC	FSS8030	E	JOHNSON KAREN	05/14/2021	09/23/2021	22000033	21.76
AT7	16140003	042	UT	CB	01/01/2019	306T3656	WC	FMP7200	E	RICKS CURTIS W	07/31/2019	08/19/2021	22000034	14.40
AT7	13580	042	UT	CB	01/01/2021	306T3656	WC	FRU2531	E	NAKAI RITA	01/05/2021	08/19/2021	22000034	13.78

CSS Worker's Compensation Disbursements
Aug 2021 - Sep 2021 - By Check Number

Client Code	Organization Code	Adjusting Office	State	Claim Designator	Policy Effective Date	Policy Number	Line	Claim Number	Payment Type	Claimant Name	Loss Date	Charge Date	Check Number	Check Amount
AT7	14580006	042	UT	CB	01/01/2020	306T3656	WC	FQV2656	E	HARRISON JOSEPH	09/21/2020	09/15/2021	22000034	26.15
AT7	11560003	042	UT	CB	01/01/2021	306T3656	WC	FRU8588	E	CREEK KELSIE	02/05/2021	08/05/2021	22000035	13.78
AT7	16140003	042	UT	CB	01/01/2019	306T3656	WC	FMP7200	E	RICKS CURTIS W	07/31/2019	08/26/2021	22000035	14.40
AT7	13580	042	UT	CB	01/01/2021	306T3656	WC	FRU2531	E	NAKAI RITA	01/05/2021	09/01/2021	22000035	28.73
AT7	16110211	042	UT	CB	01/01/2020	306T3656	WC	FQV6956	E	SPRAGG CURTIS A	10/13/2020	08/19/2021	22000036	9.00
AT7	15610015003	042	UT	CB	01/01/2017	306T3656	WC	FAE6724	E	DEWITT BRYAN D	07/19/2017	09/01/2021	22000036	9.00
AT7	11560003	042	UT	CB	01/01/2021	306T3656	WC	FRU8588	E	CREEK KELSIE	02/05/2021	09/20/2021	22000036	(426.57)
AT7	16140003	042	UT	CB	01/01/2019	306T3656	WC	FMP7200	E	RICKS CURTIS W	07/31/2019	09/30/2021	22000036	11.76
AT7	14480022030	042	UT	CB	01/01/2020	306T3656	WC	FQM9200	E	THORPE BRITTNEY	09/03/2020	08/04/2021	22000038	40.28
AT7	15530004	042	UT	CB	01/01/2020	306T3656	WC	FQV6644	E	NYMAN JOANN	10/13/2020	08/05/2021	22000038	21.76
AT7	16110211	042	UT	CB	01/01/2015	306T3656	WC	ESL4565	E	LUSK VINCENT L	12/06/2015	09/02/2021	22000038	24.24
AT7	14480022030	042	UT	CB	01/01/2020	306T3656	WC	FQM9200	E	THORPE BRITTNEY	09/03/2020	08/18/2021	22000039	9.00
AT7	15530004	042	UT	CB	01/01/2020	306T3656	WC	FQV6644	E	NYMAN JOANN	10/13/2020	08/19/2021	22000039	17.84
AT7	11450	042	UT	CB	01/01/2020	306T3656	WC	FPR7119	E	PHILLIPS JOHN	05/12/2020	08/18/2021	22000040	9.00
AT7	14480022030	042	UT	CB	01/01/2020	306T3656	WC	FQM9200	E	THORPE BRITTNEY	09/03/2020	08/19/2021	22000040	16.94
AT7	15530004	042	UT	CB	01/01/2020	306T3656	WC	FQV6644	E	NYMAN JOANN	10/13/2020	08/26/2021	22000040	15.52
AT7	11450	042	UT	CB	01/01/2020	306T3656	WC	FPR7119	E	PHILLIPS JOHN	05/12/2020	08/19/2021	22000041	13.78
AT7	15530004	042	UT	CB	01/01/2020	306T3656	WC	FQV6644	E	NYMAN JOANN	10/13/2020	09/02/2021	22000041	13.42
AT7	14480022030	042	UT	CB	01/01/2020	306T3656	WC	FQM9200	E	THORPE BRITTNEY	09/03/2020	09/10/2021	22000041	16.94
AT7	14680008	042	UT	CB	01/01/2017	306T3656	WC	E9A5947	E	DAVIS GLENN	02/16/2017	08/05/2021	22000042	9.00
AT7	11450	042	UT	CB	01/01/2020	306T3656	WC	FPR7119	E	PHILLIPS JOHN	05/12/2020	09/01/2021	22000042	9.00
AT7	15530004	042	UT	CB	01/01/2020	306T3656	WC	FQV6644	E	NYMAN JOANN	10/13/2020	09/16/2021	22000042	18.74
AT7	13980019	042	UT	CB	01/01/2018	306T3656	WC	FJZ1240	E	HOPKINS EDWARD	11/07/2018	09/29/2021	22000042	9.00
AT7	14680008	042	UT	CB	01/01/2017	306T3656	WC	E9A5947	E	DAVIS GLENN	02/16/2017	08/19/2021	22000043	9.00
AT7	15530004	042	UT	CB	01/01/2020	306T3656	WC	FQV6644	E	NYMAN JOANN	10/13/2020	09/16/2021	22000043	13.42
AT7	11450	042	UT	CB	01/01/2020	306T3656	WC	FPR7119	E	PHILLIPS JOHN	05/12/2020	09/23/2021	22000043	13.78
AT7	13660003	042	UT	CB	01/01/2019	306T3656	WC	FKV3457	E	DALTON DEREK	02/08/2019	08/05/2021	22000045	9.00
AT7	13980005	042	UT	CB	01/01/2020	306T3656	WC	FPD4247	E	SHELLEY AUSTIN	02/21/2020	08/19/2021	22000045	19.18
AT7	13660003	042	UT	CB	01/01/2019	306T3656	WC	FKV3457	E	DALTON DEREK	02/08/2019	08/05/2021	22000046	18.59
AT7	13660003	042	UT	CB	01/01/2019	306T3656	WC	FKV3457	E	DALTON DEREK	02/08/2019	08/19/2021	22000047	31.15
AT7	13660003	042	UT	CB	01/01/2019	306T3656	WC	FKV3457	E	DALTON DEREK	02/08/2019	09/02/2021	22000048	36.55
AT7	14190012	042	UT	CB	01/01/2021	306T3656	WC	FRU6257	E	MILLER DARIN	01/12/2021	09/09/2021	22000048	12.58
AT7	13030	042	UT	CB	01/01/2020	306T3656	WC	FQM2193	E	VANBEEKUM RON	08/02/2020	09/10/2021	22000048	12.27
AT7	14190012	042	UT	CB	01/01/2021	306T3656	WC	FRU6257	E	MILLER DARIN	01/12/2021	09/22/2021	22000049	13.20
AT7	10610001	042	UT	CB	01/01/2019	306T3656	WC	FLF6378	E	MECHAM ROBYN	03/28/2019	08/06/2021	22000053	9.00
AT7	14050001	042	UT	CB	01/01/2017	306T3656	WC	E9A2530	E	VERNON JARED L	01/09/2017	08/05/2021	22000054	9.00

CSS Worker's Compensation Disbursements
Aug 2021 - Sep 2021 - By Check Number

Client Code	Organization Code	Adjusting Office	State	Claim Designator	Policy Effective Date	Policy Number	Line	Claim Number	Payment Type	Claimant Name	Loss Date	Charge Date	Check Number	Check Amount
AT7	13500004	042	UT	CB	01/01/2020	306T3656	WC	FNR4855	E	MAY ELAINE	01/13/2020	08/03/2021	22000055	9.00
AT7	14050001	042	UT	CB	01/01/2017	306T3656	WC	E9A2530	E	VERNON JARED L	01/09/2017	08/05/2021	22000055	9.00
AT7	13870004	042	UT	CB	01/01/2016	306T3656	WC	E7W6516	E	LINDSAY SHERRIE	10/10/2016	08/05/2021	22000056	18.32
AT7	14480007012	042	UT	CB	01/01/2020	306T3656	WC	FQV9028	E	ROBINSON ZAC	10/21/2020	08/05/2021	22000056	(26.00)
AT7	14050001	042	UT	CB	01/01/2017	306T3656	WC	E9A2530	E	VERNON JARED L	01/09/2017	08/25/2021	22000056	45.37
AT7	13980004	042	UT	CB	01/01/2020	306T3656	WC	FQV4978	E	CARTER GARRETT	10/06/2020	08/25/2021	22000056	32.40
AT7	13980004	042	UT	CB	01/01/2020	306T3656	WC	FQV4978	E	CARTER GARRETT	10/06/2020	08/30/2021	22000057	9.00
AT7	14480007012	042	UT	CB	01/01/2020	306T3656	WC	FQV9028	E	ROBINSON ZAC	10/21/2020	09/23/2021	22000057	10.62
AT7	00503	042	UT	CB	01/01/1987	306T4813	WC	A4J7031	E	ARCHIBEQUE ALICE	08/13/1987	09/16/2021	22000058	28.96
AT7	14480007012	042	UT	CB	01/01/2020	306T3656	WC	FQV9028	E	ROBINSON ZAC	10/21/2020	09/23/2021	22000058	10.62
AT7	15610004	042	UT	CB	01/01/2020	306T3656	WC	FPZ6063	E	HUNTER JED W	06/30/2020	08/19/2021	22000061	15.15
AT7	16080001005	042	UT	CB	01/01/2018	306T3656	WC	FHY9767	E	ROBINSON ZACH	11/01/2018	09/02/2021	22000061	9.00
AT7	15610004	042	UT	CB	01/01/2020	306T3656	WC	FPZ6063	E	HUNTER JED W	06/30/2020	09/02/2021	22000062	25.52
AT7	16080001005	042	UT	CB	01/01/2019	306T3656	WC	FKV5695	E	GARFIELD EARL	02/07/2019	09/07/2021	22000062	9.00
AT7	16080001005	042	UT	CB	01/01/2018	306T3656	WC	FHY9767	E	ROBINSON ZACH	11/01/2018	09/23/2021	22000062	9.00
AT7	13980005	042	UT	CB	01/01/2020	306T3656	WC	FPD4243	E	MAYBERRY SHANE	02/21/2020	08/05/2021	22000063	10.74
AT7	13980005	042	UT	CB	01/01/2020	306T3656	WC	FPD4243	E	MAYBERRY SHANE	02/21/2020	08/26/2021	22000064	13.55
AT7	14480022040	042	UT	CB	01/01/2020	306T3656	WC	FQV0297	E	BUFTON BEAU	09/12/2020	09/09/2021	22000067	144.50
AT7	14480007011	042	UT	CB	01/01/2019	306T3656	WC	FMX3723	E	JONES LAURIE	10/03/2019	08/05/2021	22000068	16.73
AT7	14480007011	042	UT	CB	01/01/2019	306T3656	WC	FMX3723	E	JONES LAURIE	10/03/2019	08/18/2021	22000069	9.00
AT7	14480007011	042	UT	CB	01/01/2019	306T3656	WC	FMX3723	E	JONES LAURIE	10/03/2019	08/26/2021	22000070	49.12
AT7	14480007011	042	UT	CB	01/01/2019	306T3656	WC	FMX3723	E	JONES LAURIE	10/03/2019	09/10/2021	22000071	48.80
AT7	14480007011	042	UT	CB	01/01/2019	306T3656	WC	FMX3723	E	JONES LAURIE	10/03/2019	09/16/2021	22000072	12.24
AT7	14480007011	042	UT	CB	01/01/2019	306T3656	WC	FMX3723	E	JONES LAURIE	10/03/2019	09/16/2021	22000073	12.24
AT7	14480007011	042	UT	CB	01/01/2019	306T3656	WC	FMX3723	E	JONES LAURIE	10/03/2019	09/23/2021	22000074	10.62
AT7	14190007	042	UT	CB	01/01/2015	306T3656	WC	E2P3959	E	COBB CALVIN	02/04/2015	08/05/2021	22000082	18.18
AT7	14190007	042	UT	CB	01/01/2015	306T3656	WC	E2P3959	E	COBB CALVIN	02/04/2015	08/26/2021	22000083	9.00
AT7	14190007	042	UT	CB	01/01/2015	306T3656	WC	E2P3959	E	COBB CALVIN	02/04/2015	08/26/2021	22000084	12.05
AT7	14480022034	042	UT	CB	01/01/2017	306T3656	WC	FAE5939	E	KOHLER TALON	07/08/2017	08/12/2021	22000090	20.40
AT7	14580010	042	UT	CB	01/01/2019	306T3656	WC	FKV9107	E	MANNING AMMON	01/07/2019	09/30/2021	22000090	9.00
AT7	11690005	042	UT	CB	01/01/2020	306T3656	WC	FPR6237	E	GUNN KRISTI	05/05/2020	08/26/2021	22000098	9.00
AT7	11690005	042	UT	CB	01/01/2020	306T3656	WC	FPR6237	E	GUNN KRISTI	05/05/2020	09/02/2021	22000099	9.00
AT7	11460	042	UT	CB	01/01/2020	306T3656	WC	FPD1532	E	HONE BRENT	02/11/2020	08/05/2021	22000110	15.83
AT7	10640	042	UT	CB	01/01/2016	306T3656	WC	ESL7571	E	BATES LAURIE	01/19/2016	08/26/2021	22000111	106.41
AT7	11460	042	UT	CB	01/01/2020	306T3656	WC	FPD1532	E	HONE BRENT	02/11/2020	09/01/2021	22000111	11.19
AT7	11460	042	UT	CB	01/01/2020	306T3656	WC	FPD1532	E	HONE BRENT	02/11/2020	09/08/2021	22000112	9.00

CSS Worker's Compensation Disbursements
Aug 2021 - Sep 2021 - By Check Number

Client Code	Organization Code	Adjusting Office	State	Claim Designator	Policy Effective Date	Policy Number	Line	Claim Number	Payment Type	Claimant Name	Loss Date	Charge Date	Check Number	Check Amount
AT7	10640	042	UT	CB	01/01/2016	306T3656	WC	ESL7571	E	BATES LAURIE	01/19/2016	09/10/2021	22000112	16.94
AT7	10640	042	UT	CB	01/01/2016	306T3656	WC	ESL7571	E	BATES LAURIE	01/19/2016	09/16/2021	22000113	25.57
AT7	11460	042	UT	CB	01/01/2020	306T3656	WC	FPD1532	E	HONE BRENT	02/11/2020	09/16/2021	22000113	23.69
AT7	11460	042	UT	CB	01/01/2020	306T3656	WC	FPD1532	E	HONE BRENT	02/11/2020	09/29/2021	22000114	9.00
AT7	10480020	042	UT	CB	01/01/2013	306T3656	WC	EZD1209	E	BRYSON CAMILLA	11/18/2013	09/02/2021	22000117	152.32
AT7	15610016	042	UT	CB	01/01/2010	306T3656	WC	EKT6413	E	MONEY STEVEN	08/11/2010	08/26/2021	22000124	18.65
AT7	13230003	042	UT	CB	01/01/2008	306T3656	WC	A5V0682	E	CHERRY JAY	10/27/2008	09/02/2021	22000124	0.98
AT7	13160001	042	UT	CB	01/01/2019	306T3656	WC	FKN5056	E	LYNCH KEVIN S	01/04/2019	08/12/2021	22000125	20.40
AT7	13160001	042	UT	CB	01/01/2019	306T3656	WC	FKN5056	E	LYNCH KEVIN S	01/04/2019	08/18/2021	22000126	9.00
AT7	13160001	042	UT	CB	01/01/2019	306T3656	WC	FKN5056	E	LYNCH KEVIN S	01/04/2019	08/18/2021	22000127	9.00
AT7	13160001	042	UT	CB	01/01/2019	306T3656	WC	FKN5056	E	LYNCH KEVIN S	01/04/2019	09/01/2021	22000128	9.00
AT7	13160001	042	UT	CB	01/01/2019	306T3656	WC	FKN5056	E	LYNCH KEVIN S	01/04/2019	09/01/2021	22000129	9.00
AT7	16110510	042	UT	CB	01/01/2017	306T3656	WC	FBG6523	E	HUMPHRIES JANA E	11/28/2017	08/05/2021	22000143	21.17
AT7	13660003	042	UT	CB	01/01/2015	306T3656	WC	E3W2365	E	CHUCHRAN JARED A	05/30/2015	08/19/2021	22000143	26.86
AT7	16110510	042	UT	CB	01/01/2017	306T3656	WC	FBG6523	E	HUMPHRIES JANA E	11/28/2017	08/12/2021	22000144	18.47
AT7	16110510	042	UT	CB	01/01/2017	306T3656	WC	FBG6523	E	HUMPHRIES JANA E	11/28/2017	08/12/2021	22000145	21.17
AT7	16110510	042	UT	CB	01/01/2017	306T3656	WC	FBG6523	E	HUMPHRIES JANA E	11/28/2017	08/26/2021	22000146	263.04
AT7	16110510	042	UT	CB	01/01/2017	306T3656	WC	FBG6523	E	HUMPHRIES JANA E	11/28/2017	08/26/2021	22000147	18.47
AT7	16110510	042	UT	CB	01/01/2017	306T3656	WC	FBG6523	E	HUMPHRIES JANA E	11/28/2017	09/02/2021	22000148	21.17
AT7	16110510	042	UT	CB	01/01/2017	306T3656	WC	FBG6523	E	HUMPHRIES JANA E	11/28/2017	09/10/2021	22000149	18.47
AT7	16110510	042	UT	CB	01/01/2017	306T3656	WC	FBG6523	E	HUMPHRIES JANA E	11/28/2017	09/10/2021	22000150	20.80
AT7	11860	042	UT	CB	01/01/2011	306T3656	WC	EPU2290	E	WOOD SAMUEL J	06/16/2011	08/12/2021	22000151	46.97
AT7	16110510	042	UT	CB	01/01/2017	306T3656	WC	FBG6523	E	HUMPHRIES JANA E	11/28/2017	09/23/2021	22000151	13.38
AT7	11860	042	UT	CB	01/01/2011	306T3656	WC	EPU2290	E	WOOD SAMUEL J	06/16/2011	08/19/2021	22000152	257.52
AT7	11860	042	UT	CB	01/01/2011	306T3656	WC	EPU2290	E	WOOD SAMUEL J	06/16/2011	09/23/2021	22000153	46.97
AT7	14580	042	UT	CB	01/01/1990	306T4813	WC	A4J7033	E	OAKS EDWIN	08/08/1990	08/19/2021	22000158	12.71
AT7	14580	042	UT	CB	01/01/1990	306T4813	WC	A4J7033	E	OAKS EDWIN	08/08/1990	08/26/2021	22000159	17.76
AT7	14580	042	UT	CB	01/01/1990	306T4813	WC	A4J7033	E	OAKS EDWIN	08/08/1990	08/26/2021	22000160	17.76
AT7	14580	042	UT	CB	01/01/1990	306T4813	WC	A4J7033	E	OAKS EDWIN	08/08/1990	09/10/2021	22000161	17.76
AT7	14580	042	UT	CB	01/01/1990	306T4813	WC	A4J7033	E	OAKS EDWIN	08/08/1990	09/10/2021	22000162	19.11
AT7	11110	042	UT	CB	01/01/1989	306T4813	WC	A4J7066	E	JENSEN MICHAEL	04/25/1989	08/26/2021	22000166	19.20
AT7	11110	042	UT	CB	01/01/1989	306T4813	WC	A4J7066	E	JENSEN MICHAEL	04/25/1989	09/16/2021	22000167	19.20
AT7	13270	042	UT	CB	01/01/1998	306T4813	WC	A4J7016	E	BIRD TRACY	07/25/1998	09/10/2021	22000178	12.71
AT7	13270	042	UT	CB	01/01/1998	306T4813	WC	A4J7016	E	BIRD TRACY	07/25/1998	09/10/2021	22000179	12.71
AT7	14580010	095	UT	CB	01/01/1999	306T4813	WC	A4J7037	E	HAMILTON CLARENCE	10/01/1999	08/26/2021	22000269	30.74
AT7	14580010	095	UT	CB	01/01/1999	306T4813	WC	A4J7037	E	HAMILTON CLARENCE	10/01/1999	09/02/2021	22000270	26.83

CSS Worker's Compensation Disbursements
Aug 2021 - Sep 2021 - By Check Number

Client Code	Organization Code	Adjusting Office	State	Claim Designator	Policy Effective Date	Policy Number	Line	Claim Number	Payment Type	Claimant Name	Loss Date	Charge Date	Check Number	Check Amount
AT7	14580010	095	UT	CB	01/01/1999	306T4813	WC	A4J7037	E	HAMILTON CLARENCE	10/01/1999	09/30/2021	22000271	37.12
AT7	14580010	095	UT	CB	01/01/1999	306T4813	WC	A4J7037	E	HAMILTON CLARENCE	10/01/1999	09/30/2021	22000272	128.63
AT7	15750	042	UT	CB	01/01/2007	306T3656	WC	CAU6403	E	NEWSOME PAUL	08/06/2007	08/23/2021	22000273	446.17
AT7	14580010	095	UT	CB	01/01/1999	306T4813	WC	A4J7037	E	HAMILTON CLARENCE	10/01/1999	09/30/2021	22000273	30.74
AT7	15750	042	UT	CB	01/01/2007	306T3656	WC	CAU6403	E	NEWSOME PAUL	08/06/2007	09/16/2021	22000274	23.16
AT7	14480022042	042	UT	CB	01/01/2014	306T3656	WC	EZD6207	E	SHERWOOD GREG	01/30/2014	09/30/2021	22000290	0.66
AT7	10640	042	UT	CB	01/01/2015	306T3656	WC	E3W4470	E	ROBINSON LYNNETTE	07/14/2015	08/05/2021	22000320	22.63
AT7	10640	042	UT	CB	01/01/2015	306T3656	WC	E3W4470	E	ROBINSON LYNNETTE	07/14/2015	08/12/2021	22000321	15.83
AT7	10640	042	UT	CB	01/01/2015	306T3656	WC	E3W4470	E	ROBINSON LYNNETTE	07/14/2015	09/23/2021	22000322	16.94
AT7	12380	042	UT	CB	01/01/2009	306T3656	WC	A4J4807	E	BRADSHAW TOM G	07/13/2009	09/10/2021	22000335	46.97
AT7	14580006	042	UT	CB	01/01/2020	306T3656	WC	FQV2656	M	HARRISON JOSEPH	09/21/2020	08/04/2021	33001306	21.40
AT7	13580	042	UT	CB	01/01/2021	306T3656	WC	FRU2531	M	NAKAI RITA	01/05/2021	08/04/2021	33001917	107.00
AT7	13660003	042	UT	CB	01/01/2021	306T3656	WC	FSJ1480	M	WALDRON BRANDON	02/05/2021	08/04/2021	33003320	96.30
AT7	14640024	042	UT	CB	01/01/2021	306T3656	WC	FRU7752	M	SABEY CHRIS C	02/03/2021	08/04/2021	33003470	21.40
AT7	11560003	042	UT	CB	01/01/2021	306T3656	WC	FRU8588	M	CREEK KELSIE	02/05/2021	08/04/2021	33003517	32.10
AT7	13900	042	UT	CB	01/01/2021	306T3656	WC	FSJ3306	M	BERRYHILL LORRAIN	03/02/2021	08/04/2021	33003603	42.80
AT7	17310002	042	UT	CB	01/01/2020	306T3656	WC	FRP3300	M	HOBBS WILLIAM	11/13/2020	08/04/2021	33003701	10.70
AT7	16110440	042	UT	CB	01/01/2021	306T3656	WC	FRU5506	M	ELLSWORTH MICHAEL	01/22/2021	08/04/2021	33004384	107.00
AT7	14480007011	042	UT	CB	01/01/2021	306T3656	WC	FSJ3387	M	NGUYEN LE	03/02/2021	08/04/2021	33004604	117.70
AT7	14190012	042	UT	CB	01/01/2021	306T3656	WC	FRU6257	M	MILLER DARIN	01/12/2021	08/04/2021	33005164	21.40
AT7	10550	042	UT	CB	01/01/2021	306T3656	WC	FSJ6695	M	LOFLEY KEITH	03/17/2021	08/04/2021	33005405	96.30
AT7	16080001005	042	UT	CB	01/01/2021	306T3656	WC	FSJ4797	M	ALLEN CATHERINE	02/19/2021	08/04/2021	33005472	10.70
AT7	12690002	042	UT	CB	01/01/2021	306T3656	WC	FSS2485	M	MORROW JOSHUA	04/18/2021	08/04/2021	33005928	85.60
AT7	17750	042	UT	CB	01/01/2021	306T3656	WC	FSS3108	E	STEPHENSON MARK	03/16/2021	08/04/2021	33007740	130.00
AT7	17750	042	UT	CB	01/01/2021	306T3656	WC	FSS3108	M	STEPHENSON MARK	03/16/2021	08/04/2021	33007741	85.60
AT7	15320023	042	UT	CB	01/01/2021	306T3656	WC	FSS8030	E	JOHNSON KAREN	05/14/2021	08/04/2021	33007833	130.00
AT7	15320023	042	UT	CB	01/01/2021	306T3656	WC	FSS8030	M	JOHNSON KAREN	05/14/2021	08/04/2021	33007834	60.00
AT7	15320023	042	UT	CB	01/01/2021	306T3656	WC	FSS8030	M	JOHNSON KAREN	05/14/2021	08/04/2021	33007835	64.20
AT7	16690004	042	UT	CB	01/01/2021	306T3656	WC	FSS8764	M	CANDALOT KURT L	05/19/2021	08/04/2021	33008273	21.40
AT7	11200004	042	UT	CB	01/01/2021	306T3656	WC	FTA0846	M	EVANS MATTHEW	06/01/2021	08/04/2021	33008931	64.20
AT7	13980007	042	UT	CB	01/01/2021	306T3656	WC	FSS5718	E	COATES JENNY	05/03/2021	08/04/2021	33008932	130.00
AT7	13980007	042	UT	CB	01/01/2021	306T3656	WC	FSS5718	M	COATES JENNY	05/03/2021	08/04/2021	33008933	42.80
AT7	12600004	042	UT	CB	01/01/2021	306T3656	WC	FSS9274	M	WARD SHANE E	05/22/2021	08/04/2021	33009069	53.50
AT7	16110413	042	UT	CB	01/01/2021	306T3656	WC	FSS2261	M	LIRA ANTHONY J	04/15/2021	08/04/2021	33009614	42.80
AT7	14740003	042	UT	CB	01/01/2021	306T3656	WC	FTA3397	M	OBRAY TANNER	06/11/2021	08/04/2021	33009977	53.50
AT7	16690001	042	UT	CB	01/01/2021	306T3656	WC	FTA3450	M	BATEMAN MARY	06/11/2021	08/04/2021	33010043	21.40
AT7	14390002	042	UT	CB	01/01/2021	306T3656	WC	FTA4201	M	HADLOCK NICOLE	06/15/2021	08/04/2021	33010473	107.00
AT7	11030003	042	UT	CB	01/01/2021	306T3656	WC	FSJ9109	M	HARRIS ANDREW D	03/30/2021	08/04/2021	33010981	64.20

CSS Worker's Compensation Disbursements
Aug 2021 - Sep 2021 - By Check Number

Client Code	Organization Code	Adjusting Office	State	Claim Designator	Policy Effective Date	Policy Number	Line	Claim Number	Payment Type	Claimant Name	Loss Date	Charge Date	Check Number	Check Amount
AT7	16690019	042	UT	CB	01/01/2021	306T3656	WC	FSJ9843	M	PERKINS GLENNARAE	04/02/2021	08/04/2021	33011368	107.00
AT7	15610015003	042	UT	CB	01/01/2021	306T3656	WC	FTA7023	M	ADAMS ZACHARY K	06/30/2021	08/04/2021	33011755	128.40
AT7	17950	042	UT	CB	01/01/2021	306T3656	WC	FTA4034	M	STEWART KEVIN	06/10/2021	08/04/2021	33012151	107.00
AT7	14190017	042	UT	CB	01/01/2021	306T3656	WC	FTA8041	E	LIDDELL LISA	07/02/2021	08/04/2021	33012540	260.00
AT7	14190017	042	UT	CB	01/01/2021	306T3656	WC	FTA8041	M	LIDDELL LISA	07/02/2021	08/04/2021	33012541	128.40
AT7	14050003005	042	UT	CB	01/01/2021	306T3656	WC	FTA8310	M	MITCHELL BRENT	07/07/2021	08/04/2021	33013020	21.40
AT7	11520	042	UT	CB	01/01/2021	306T3656	WC	FTA5885	E	NELSON GREG	06/23/2021	08/04/2021	33013225	130.00
AT7	11520	042	UT	CB	01/01/2021	306T3656	WC	FTA5885	M	NELSON GREG	06/23/2021	08/04/2021	33013226	246.10
AT7	10750007	042	UT	CB	01/01/2021	306T3656	WC	FTA8295	M	PETERSEN CHAD	07/07/2021	08/04/2021	33013266	32.10
AT7	13980001	042	UT	CB	01/01/2021	306T3656	WC	FTA9068	M	THOMPSON JODI	07/12/2021	08/04/2021	33013336	64.20
AT7	16110211	042	UT	CB	01/01/2021	306T3656	WC	FTK0277	E	GRACIA LIONEL R	07/16/2021	08/04/2021	33014319	130.00
AT7	16110211	042	UT	CB	01/01/2021	306T3656	WC	FTK0277	M	GRACIA LIONEL R	07/16/2021	08/04/2021	33014320	299.60
AT7	17080	042	UT	CB	01/01/2021	306T3656	WC	FTA3715	M	PARRISH GREG	06/03/2021	08/04/2021	33014864	85.60
AT7	15750	042	UT	CB	01/01/2007	306T3656	WC	CAU6403	M	NEWSOME PAUL	08/06/2007	08/11/2021	33016096	10.70
AT7	10640	042	UT	CB	01/01/2016	306T3656	WC	ESL7571	E	BATES LAURIE	01/19/2016	08/11/2021	33016827	95.00
AT7	10640	042	UT	CB	01/01/2016	306T3656	WC	ESL7571	M	BATES LAURIE	01/19/2016	08/11/2021	33016828	181.90
AT7	13660003	042	UT	CB	01/01/2019	306T3656	WC	FKV3457	M	DALTON DEREK	02/08/2019	08/11/2021	33018202	96.30
AT7	14480007011	042	UT	CB	01/01/2019	306T3656	WC	FMX3723	E	JONES LAURIE	10/03/2019	08/11/2021	33020049	130.00
AT7	14480007011	042	UT	CB	01/01/2019	306T3656	WC	FMX3723	M	JONES LAURIE	10/03/2019	08/11/2021	33020050	64.20
AT7	11690005	042	UT	CB	01/01/2020	306T3656	WC	FPR6237	M	GUNN KRISTI	05/05/2020	08/11/2021	33021499	171.20
AT7	15610004	042	UT	CB	01/01/2020	306T3656	WC	FPZ6063	M	HUNTER JED W	06/30/2020	08/11/2021	33022324	107.00
AT7	14480002	042	UT	CB	01/01/2020	306T3656	WC	FPZ9135	M	BUNCE CHERIE	07/13/2020	08/11/2021	33022633	74.90
AT7	13160001	042	UT	CB	01/01/2020	306T3656	WC	FQV1705	M	BUTLER BRETT	09/10/2020	08/11/2021	33022646	246.10
AT7	14680008	042	UT	CB	01/01/2020	306T3656	WC	FRP6047	M	DAVIS GLENN	11/30/2020	08/11/2021	33024313	10.70
AT7	14580006	042	UT	CB	01/01/2020	306T3656	WC	FQV2656	M	HARRISON JOSEPH	09/21/2020	08/11/2021	33024428	64.20
AT7	13580	042	UT	CB	01/01/2021	306T3656	WC	FRU2531	E	NAKAI RITA	01/05/2021	08/11/2021	33025043	130.00
AT7	13580	042	UT	CB	01/01/2021	306T3656	WC	FRU2531	M	NAKAI RITA	01/05/2021	08/11/2021	33025044	171.20
AT7	12110002	042	UT	CB	01/01/2020	306T3656	WC	FQV6925	M	CROUSE AMBER	10/13/2020	08/11/2021	33025106	42.80
AT7	12230004019	042	UT	CB	01/01/2021	306T3656	WC	FRU7894	M	COOK DARIN	02/03/2021	08/11/2021	33026236	42.80
AT7	11560003	042	UT	CB	01/01/2021	306T3656	WC	FRU8588	M	CREEK KELSIE	02/05/2021	08/11/2021	33026492	64.20
AT7	16110440	042	UT	CB	01/01/2021	306T3656	WC	FRU5506	E	ELLSWORTH MICHAEL	01/22/2021	08/11/2021	33027302	95.00
AT7	16080001005	042	UT	CB	01/01/2021	306T3656	WC	FSJ4797	E	ALLEN CATHERINE	02/19/2021	08/11/2021	33028275	95.00
AT7	16080001005	042	UT	CB	01/01/2021	306T3656	WC	FSJ4797	M	ALLEN CATHERINE	02/19/2021	08/11/2021	33028276	160.50
AT7	12690002	042	UT	CB	01/01/2021	306T3656	WC	FSS2485	M	MORROW JOSHUA	04/18/2021	08/11/2021	33028737	32.10
AT7	10540	042	UT	CB	01/01/2021	306T3656	WC	FSS4142	M	SMITH SETH W	04/15/2021	08/11/2021	33029109	85.60
AT7	14050001001	042	UT	CB	01/01/2021	306T3656	WC	FSS5707	E	WILKINSON NICHOLA	05/04/2021	08/11/2021	33029617	130.00
AT7	14050001001	042	UT	CB	01/01/2021	306T3656	WC	FSS5707	M	WILKINSON NICHOLA	05/04/2021	08/11/2021	33029618	42.80
AT7	17750	042	UT	CB	01/01/2021	306T3656	WC	FSS3108	M	STEPHENSON MARK	03/16/2021	08/11/2021	33030413	64.20
AT7	15320023	042	UT	CB	01/01/2021	306T3656	WC	FSS8030	M	JOHNSON KAREN	05/14/2021	08/11/2021	33030512	32.10

**CSS Worker's Compensation Disbursements
Aug 2021 - Sep 2021 - By Check Number**

Client Code	Organization Code	Adjusting Office	State	Claim Designator	Policy Effective Date	Policy Number	Line	Claim Number	Payment Type	Claimant Name	Loss Date	Charge Date	Check Number	Check Amount
AT7	11200004	042	UT	CB	01/01/2021	306T3656	WC	FTA0846	M	EVANS MATTHEW	06/01/2021	08/11/2021	33031492	21.40
AT7	14740003	042	UT	CB	01/01/2021	306T3656	WC	FTA3397	E	OBRAY TANNER	06/11/2021	08/11/2021	33032404	130.00
AT7	14740003	042	UT	CB	01/01/2021	306T3656	WC	FTA3397	M	OBRAY TANNER	06/11/2021	08/11/2021	33032405	45.00
AT7	14740003	042	UT	CB	01/01/2021	306T3656	WC	FTA3397	M	OBRAY TANNER	06/11/2021	08/11/2021	33032406	96.30
AT7	14390002	042	UT	CB	01/01/2021	306T3656	WC	FTA4201	E	HADLOCK NICOLE	06/15/2021	08/11/2021	33032844	130.00
AT7	14390002	042	UT	CB	01/01/2021	306T3656	WC	FTA4201	M	HADLOCK NICOLE	06/15/2021	08/11/2021	33032845	74.90
AT7	16690019	042	UT	CB	01/01/2021	306T3656	WC	FSJ9843	M	PERKINS GLENNARAE	04/02/2021	08/11/2021	33033677	117.70
AT7	15610015003	042	UT	CB	01/01/2021	306T3656	WC	FTA7023	M	ADAMS ZACHARY K	06/30/2021	08/11/2021	33034059	53.50
AT7	14050001001	042	UT	CB	01/01/2021	306T3656	WC	FTA7813	M	CRNICH ANDY S	07/02/2021	08/11/2021	33034406	42.80
AT7	14190017	042	UT	CB	01/01/2021	306T3656	WC	FTA8041	E	LIDDELL LISA	07/02/2021	08/11/2021	33034680	130.00
AT7	14190017	042	UT	CB	01/01/2021	306T3656	WC	FTA8041	M	LIDDELL LISA	07/02/2021	08/11/2021	33034681	32.10
AT7	14050003005	042	UT	CB	01/01/2021	306T3656	WC	FTA8310	M	MITCHELL BRENT	07/07/2021	08/11/2021	33035074	21.40
AT7	10750007	042	UT	CB	01/01/2021	306T3656	WC	FTA8295	M	PETERSEN CHAD	07/07/2021	08/11/2021	33035270	32.10
AT7	13980001	042	UT	CB	01/01/2021	306T3656	WC	FTA9068	M	THOMPSON JODI	07/12/2021	08/11/2021	33035325	21.40
AT7	16110211	042	UT	CB	01/01/2021	306T3656	WC	FTK0277	M	GRACIA LIONEL R	07/16/2021	08/11/2021	33035891	64.20
AT7	10610005	042	UT	CB	01/01/2021	306T3656	WC	FSS6088	E	JACKSON BURKE A	04/22/2021	08/11/2021	33037306	130.00
AT7	10610005	042	UT	CB	01/01/2021	306T3656	WC	FSS6088	M	JACKSON BURKE A	04/22/2021	08/11/2021	33037307	149.80
AT7	14480007010	042	UT	CB	01/01/2021	306T3656	WC	FTA8379	M	VAN NOSDOL TY	06/08/2021	08/11/2021	33037310	96.30
AT7	10610006	042	UT	CB	01/01/2021	306T3656	WC	FTK1113	M	MCWILLIAMS SHAUN	07/10/2021	08/11/2021	33037824	288.90
AT7	16110000	042	UT	CB	01/01/2021	306T3656	WC	FSS1993	M	DAY DALLAS W	04/13/2021	08/11/2021	33038090	256.80
AT7	15750	042	UT	CB	01/01/2007	306T3656	WC	CAU6403	E	NEWSOME PAUL	08/06/2007	08/18/2021	33039022	130.00
AT7	15750	042	UT	CB	01/01/2007	306T3656	WC	CAU6403	M	NEWSOME PAUL	08/06/2007	08/18/2021	33039023	139.10
AT7	10480020	042	UT	CB	01/01/2013	306T3656	WC	EZD1209	M	BRYSON CAMILLA	11/18/2013	08/18/2021	33039478	42.80
AT7	14740003	042	UT	CB	01/01/2014	306T3656	WC	E1D2222	M	PENMAN TRASE R	08/25/2014	08/18/2021	33039576	21.40
AT7	14740003	042	UT	CB	01/01/2014	306T3656	WC	E1D2222	E	PENMAN TRASE R	08/25/2014	08/18/2021	33039577	1,995.00
AT7	13660003	042	UT	CB	01/01/2019	306T3656	WC	FKV3457	M	DALTON DEREK	02/08/2019	08/18/2021	33041210	53.50
AT7	14780	042	UT	CB	01/01/2020	306T3656	WC	FPD3680	E	QUIRK KENNETH	02/04/2020	08/25/2021	33043317	2,695.00
AT7	13980005	042	UT	CB	01/01/2020	306T3656	WC	FPD4243	M	MAYBERRY SHANE	02/21/2020	08/18/2021	33043357	107.00
AT7	13980005	042	UT	CB	01/01/2020	306T3656	WC	FPD4628	M	NICHOLLS RYAN	02/21/2020	08/18/2021	33043369	21.40
AT7	15610015001	042	UT	CB	01/01/2020	306T3656	WC	FPZ2637	M	STONE CALLAN M	06/09/2020	08/18/2021	33044227	53.50
AT7	11690005	042	UT	CB	01/01/2020	306T3656	WC	FPR6237	E	GUNN KRISTI	05/05/2020	08/18/2021	33044437	130.00
AT7	11690005	042	UT	CB	01/01/2020	306T3656	WC	FPR6237	M	GUNN KRISTI	05/05/2020	08/18/2021	33044438	256.80
AT7	15610004	042	UT	CB	01/01/2020	306T3656	WC	FPZ6063	M	HUNTER JED W	06/30/2020	08/18/2021	33045261	32.10
AT7	14480002	042	UT	CB	01/01/2020	306T3656	WC	FPZ9135	M	BUNCE CHERIE	07/13/2020	08/18/2021	33045573	64.20
AT7	13160001	042	UT	CB	01/01/2020	306T3656	WC	FQV1705	M	BUTLER BRETT	09/10/2020	08/18/2021	33045589	85.60
AT7	13580	042	UT	CB	01/01/2021	306T3656	WC	FRU2531	M	NAKAI RITA	01/05/2021	08/18/2021	33047879	74.90
AT7	13900	042	UT	CB	01/01/2021	306T3656	WC	FSJ3306	E	BERRYHILL LORRAIN	03/02/2021	08/18/2021	33049333	130.00
AT7	13900	042	UT	CB	01/01/2021	306T3656	WC	FSJ3306	M	BERRYHILL LORRAIN	03/02/2021	08/18/2021	33049334	267.50
AT7	17310002	042	UT	CB	01/01/2020	306T3656	WC	FRP3300	M	HOBBS WILLIAM	11/13/2020	08/18/2021	33049413	74.90

CSS Worker's Compensation Disbursements
Aug 2021 - Sep 2021 - By Check Number

Client Code	Organization Code	Adjusting Office	State	Claim Designator	Policy Effective Date	Policy Number	Line	Claim Number	Payment Type	Claimant Name	Loss Date	Charge Date	Check Number	Check Amount
AT7	14190012	042	UT	CB	01/01/2021	306T3656	WC	FRU6257	M	MILLER DARIN	01/12/2021	08/18/2021	33050702	42.80
AT7	16080001005	042	UT	CB	01/01/2021	306T3656	WC	FSJ4797	M	ALLEN CATHERINE	02/19/2021	08/18/2021	33050971	32.10
AT7	12690002	042	UT	CB	01/01/2021	306T3656	WC	FSS2485	M	MORROW JOSHUA	04/18/2021	08/18/2021	33051384	42.80
AT7	10540	042	UT	CB	01/01/2021	306T3656	WC	FSS4142	M	SMITH SETH W	04/15/2021	08/18/2021	33051740	42.80
AT7	14050001001	042	UT	CB	01/01/2021	306T3656	WC	FSS5707	M	WILKINSON NICHOLA	05/04/2021	08/18/2021	33052213	32.10
AT7	15320023	042	UT	CB	01/01/2021	306T3656	WC	FSS8030	M	JOHNSON KAREN	05/14/2021	08/18/2021	33053058	15.00
AT7	15320023	042	UT	CB	01/01/2021	306T3656	WC	FSS8030	M	JOHNSON KAREN	05/14/2021	08/18/2021	33053059	171.20
AT7	16690004	042	UT	CB	01/01/2021	306T3656	WC	FSS8764	E	CANDALOT KURT L	05/19/2021	08/18/2021	33053478	130.00
AT7	11200004	042	UT	CB	01/01/2021	306T3656	WC	FTA0846	E	EVANS MATTHEW	06/01/2021	08/18/2021	33054046	130.00
AT7	11200004	042	UT	CB	01/01/2021	306T3656	WC	FTA0846	M	EVANS MATTHEW	06/01/2021	08/18/2021	33054047	21.40
AT7	12600004	042	UT	CB	01/01/2021	306T3656	WC	FSS9274	M	WARD SHANE E	05/22/2021	08/18/2021	33054137	149.80
AT7	16110413	042	UT	CB	01/01/2021	306T3656	WC	FSS2261	M	LIRA ANTHONY J	04/15/2021	08/18/2021	33054574	42.80
AT7	16690001	042	UT	CB	01/01/2021	306T3656	WC	FTA3450	M	BATEMAN MARY	06/11/2021	08/18/2021	33054917	21.40
AT7	14390002	042	UT	CB	01/01/2021	306T3656	WC	FTA4201	M	HADLOCK NICOLE	06/15/2021	08/18/2021	33055263	171.20
AT7	16690019	042	UT	CB	01/01/2021	306T3656	WC	FSJ9843	E	PERKINS GLENNARAE	04/02/2021	08/18/2021	33056024	130.00
AT7	16690019	042	UT	CB	01/01/2021	306T3656	WC	FSJ9843	M	PERKINS GLENNARAE	04/02/2021	08/18/2021	33056025	21.40
AT7	14190017	042	UT	CB	01/01/2021	306T3656	WC	FTA8041	M	LIDDELL LISA	07/02/2021	08/18/2021	33056946	32.10
AT7	14050003005	042	UT	CB	01/01/2021	306T3656	WC	FTA8310	M	MITCHELL BRENT	07/07/2021	08/18/2021	33057309	32.10
AT7	11520	042	UT	CB	01/01/2021	306T3656	WC	FTA5885	M	NELSON GREG	06/23/2021	08/18/2021	33057453	21.40
AT7	10750007	042	UT	CB	01/01/2021	306T3656	WC	FTA8295	M	PETERSEN CHAD	07/07/2021	08/18/2021	33057484	42.80
AT7	10610005	042	UT	CB	01/01/2021	306T3656	WC	FSS6088	M	JACKSON BURKE A	04/22/2021	08/18/2021	33058954	117.70
AT7	14480007010	042	UT	CB	01/01/2021	306T3656	WC	FTA8379	M	VAN NOSDOL TY	06/08/2021	08/18/2021	33058955	160.50
AT7	10610006	042	UT	CB	01/01/2021	306T3656	WC	FTK1113	M	MCWILLIAMS SHAUN	07/10/2021	08/18/2021	33059348	85.60
AT7	16110000	042	UT	CB	01/01/2021	306T3656	WC	FSS1993	E	DAY DALLAS W	04/13/2021	08/18/2021	33059609	130.00
AT7	16110000	042	UT	CB	01/01/2021	306T3656	WC	FSS1993	M	DAY DALLAS W	04/13/2021	08/18/2021	33059610	21.40
AT7	16080001003	042	UT	CB	01/01/2021	306T3656	WC	FTK3625	M	GORDON O'HARRA	07/15/2021	08/18/2021	33061097	171.20
AT7	12960008	042	UT	CB	01/01/2021	306T3656	WC	FTK4420	M	PAUL OLESON	08/01/2021	08/18/2021	33061258	128.40
AT7	15750	042	UT	CB	01/01/2007	306T3656	WC	CAU6403	M	NEWSOME PAUL	08/06/2007	08/25/2021	33062179	42.80
AT7	10480020	042	UT	CB	01/01/2013	306T3656	WC	EZD1209	M	BRYSON CAMILLA	11/18/2013	08/25/2021	33062578	149.80
AT7	10480020	042	UT	CB	01/01/2013	306T3656	WC	EZD1209	E	BRYSON CAMILLA	11/18/2013	08/25/2021	33062579	400.00
AT7	14740003	042	UT	CB	01/01/2014	306T3656	WC	E1D2222	M	PENMAN TRASE R	08/25/2014	08/25/2021	33062657	32.10
AT7	10640	042	UT	CB	01/01/2016	306T3656	WC	ESL7571	M	BATES LAURIE	01/19/2016	08/25/2021	33062859	42.80
AT7	13660003	042	UT	CB	01/01/2015	306T3656	WC	E3W2365	M	CHUCHRAN JARED A	05/30/2015	08/25/2021	33063585	74.90
AT7	13660003	042	UT	CB	01/01/2019	306T3656	WC	FKV3457	M	DALTON DEREK	02/08/2019	08/25/2021	33064212	74.90
AT7	11460	042	UT	CB	01/01/2020	306T3656	WC	FPD1532	M	HONE BRENT	02/11/2020	08/25/2021	33066125	53.50
AT7	15610015001	042	UT	CB	01/01/2020	306T3656	WC	FPZ2637	M	STONE CALLAN M	06/09/2020	08/25/2021	33067029	53.50
AT7	11690005	042	UT	CB	01/01/2020	306T3656	WC	FPR6237	M	GUNN KRISTI	05/05/2020	08/25/2021	33067226	128.40
AT7	15610004	042	UT	CB	01/01/2020	306T3656	WC	FPZ6063	E	HUNTER JED W	06/30/2020	08/25/2021	33067938	130.00
AT7	15610004	042	UT	CB	01/01/2020	306T3656	WC	FPZ6063	M	HUNTER JED W	06/30/2020	08/25/2021	33067939	85.60

**CSS Worker's Compensation Disbursements
Aug 2021 - Sep 2021 - By Check Number**

Client Code	Organization Code	Adjusting Office	State	Claim Designator	Policy Effective Date	Policy Number	Line	Claim Number	Payment Type	Claimant Name	Loss Date	Charge Date	Check Number	Check Amount
AT7	13160001	042	UT	CB	01/01/2020	306T3656	WC	FQV1705	M	BUTLER BRETT	09/10/2020	08/25/2021	33068254	117.70
AT7	15530004	042	UT	CB	01/01/2020	306T3656	WC	FQV6644	M	NYMAN JOANN	10/13/2020	08/25/2021	33068757	10.70
AT7	13060001	042	UT	CB	01/01/2020	306T3656	WC	FRP9349	M	OLSEN JEFFERY S	12/16/2020	08/25/2021	33069911	85.60
AT7	12230004019	042	UT	CB	01/01/2021	306T3656	WC	FRU7894	E	COOK DARIN	02/03/2021	08/25/2021	33071465	95.00
AT7	12230004019	042	UT	CB	01/01/2021	306T3656	WC	FRU7894	M	COOK DARIN	02/03/2021	08/25/2021	33071466	21.40
AT7	13660003	042	UT	CB	01/01/2021	306T3656	WC	FSJ1480	M	WALDRON BRANDON	02/05/2021	08/25/2021	33071563	21.40
AT7	10800	042	UT	CB	01/01/2021	306T3656	WC	FRU9223	M	ANDERSON RYAN	01/01/2021	08/25/2021	33071629	117.70
AT7	14640024	042	UT	CB	01/01/2021	306T3656	WC	FRU7752	M	SABEY CHRIS C	02/03/2021	08/25/2021	33071678	21.40
AT7	13900	042	UT	CB	01/01/2021	306T3656	WC	FSJ3306	E	BERRYHILL LORRAIN	03/02/2021	08/25/2021	33071786	130.00
AT7	13900	042	UT	CB	01/01/2021	306T3656	WC	FSJ3306	M	BERRYHILL LORRAIN	03/02/2021	08/25/2021	33071787	53.50
AT7	14480007011	042	UT	CB	01/01/2021	306T3656	WC	FSJ3387	M	NGUYEN LE	03/02/2021	08/25/2021	33072649	10.70
AT7	14190012	042	UT	CB	01/01/2021	306T3656	WC	FRU6257	M	MILLER DARIN	01/12/2021	08/25/2021	33073132	53.50
AT7	10550	042	UT	CB	01/01/2021	306T3656	WC	FSJ6695	M	LOFLEY KEITH	03/17/2021	08/25/2021	33073350	64.20
AT7	16080001005	042	UT	CB	01/01/2021	306T3656	WC	FSJ4797	M	ALLEN CATHERINE	02/19/2021	08/25/2021	33073404	42.80
AT7	12690002	042	UT	CB	01/01/2021	306T3656	WC	FSS2485	E	MORROW JOSHUA	04/18/2021	08/25/2021	33073815	130.00
AT7	12690002	042	UT	CB	01/01/2021	306T3656	WC	FSS2485	M	MORROW JOSHUA	04/18/2021	08/25/2021	33073816	128.40
AT7	10540	042	UT	CB	01/01/2021	306T3656	WC	FSS4142	M	SMITH SETH W	04/15/2021	08/25/2021	33074100	53.50
AT7	14050001001	042	UT	CB	01/01/2021	306T3656	WC	FSS5707	M	WILKINSON NICHOLA	05/04/2021	08/25/2021	33074583	64.20
AT7	17750	042	UT	CB	01/01/2021	306T3656	WC	FSS3108	M	STEPHENSON MARK	03/16/2021	08/25/2021	33075306	42.80
AT7	16110211	042	UT	CB	01/01/2021	306T3656	WC	FSS8679	M	IVERSON DOUGLAS J	05/19/2021	08/25/2021	33075531	21.40
AT7	16690004	042	UT	CB	01/01/2021	306T3656	WC	FSS8764	M	CANDALOT KURT L	05/19/2021	08/25/2021	33075784	53.50
AT7	11200004	042	UT	CB	01/01/2021	306T3656	WC	FTA0846	M	EVANS MATTHEW	06/01/2021	08/25/2021	33076302	74.90
AT7	13980007	042	UT	CB	01/01/2021	306T3656	WC	FSS5718	M	COATES JENNY	05/03/2021	08/25/2021	33076303	21.40
AT7	16110413	042	UT	CB	01/01/2021	306T3656	WC	FSS2261	E	LIRA ANTHONY J	04/15/2021	08/25/2021	33076833	130.00
AT7	16110413	042	UT	CB	01/01/2021	306T3656	WC	FSS2261	M	LIRA ANTHONY J	04/15/2021	08/25/2021	33076834	85.60
AT7	14740003	042	UT	CB	01/01/2021	306T3656	WC	FTA3397	M	OBRAY TANNER	06/11/2021	08/25/2021	33077095	21.40
AT7	14390002	042	UT	CB	01/01/2021	306T3656	WC	FTA4201	M	HADLOCK NICOLE	06/15/2021	08/25/2021	33077484	32.10
AT7	11030003	042	UT	CB	01/01/2021	306T3656	WC	FSJ9109	M	HARRIS ANDREW D	03/30/2021	08/25/2021	33077892	53.50
AT7	16690019	042	UT	CB	01/01/2021	306T3656	WC	FSJ9843	M	PERKINS GLENNARAE	04/02/2021	08/25/2021	33078207	21.40
AT7	15520	042	UT	CB	01/01/2021	306T3656	WC	FTA6034	M	HANNIFIN TIMOTHY	06/25/2021	08/25/2021	33078609	74.90
AT7	14050001001	042	UT	CB	01/01/2021	306T3656	WC	FTA7813	M	CRNICH ANDY S	07/02/2021	08/25/2021	33078858	30.00
AT7	14050001001	042	UT	CB	01/01/2021	306T3656	WC	FTA7813	M	CRNICH ANDY S	07/02/2021	08/25/2021	33078859	64.20
AT7	14190017	042	UT	CB	01/01/2021	306T3656	WC	FTA8041	M	LIDDELL LISA	07/02/2021	08/25/2021	33079108	85.60
AT7	14050003005	042	UT	CB	01/01/2021	306T3656	WC	FTA8310	M	MITCHELL BRENT	07/07/2021	08/25/2021	33079477	107.00
AT7	11520	042	UT	CB	01/01/2021	306T3656	WC	FTA5885	M	NELSON GREG	06/23/2021	08/25/2021	33079624	214.00
AT7	13980001	042	UT	CB	01/01/2021	306T3656	WC	FTA9068	M	THOMPSON JODI	07/12/2021	08/25/2021	33079709	128.40
AT7	16110211	042	UT	CB	01/01/2021	306T3656	WC	FTK0277	E	GRACIA LIONEL R	07/16/2021	08/25/2021	33080166	130.00
AT7	16110211	042	UT	CB	01/01/2021	306T3656	WC	FTK0277	M	GRACIA LIONEL R	07/16/2021	08/25/2021	33080167	96.30
AT7	10610005	042	UT	CB	01/01/2021	306T3656	WC	FSS6088	M	JACKSON BURKE A	04/22/2021	08/25/2021	33081049	32.10

CSS Worker's Compensation Disbursements
Aug 2021 - Sep 2021 - By Check Number

Client Code	Organization Code	Adjusting Office	State	Claim Designator	Policy Effective Date	Policy Number	Line	Claim Number	Payment Type	Claimant Name	Loss Date	Charge Date	Check Number	Check Amount
AT7	10610006	042	UT	CB	01/01/2021	306T3656	WC	FTK1113	E	MCWILLIAMS SHAUN	07/10/2021	08/25/2021	33081333	130.00
AT7	10610006	042	UT	CB	01/01/2021	306T3656	WC	FTK1113	M	MCWILLIAMS SHAUN	07/10/2021	08/25/2021	33081334	32.10
AT7	16080001003	042	UT	CB	01/01/2021	306T3656	WC	FTK3625	E	GORDON O'HARRA	07/15/2021	08/25/2021	33082457	130.00
AT7	16080001003	042	UT	CB	01/01/2021	306T3656	WC	FTK3625	M	GORDON O'HARRA	07/15/2021	08/25/2021	33082458	246.10
AT7	12960008	042	UT	CB	01/01/2021	306T3656	WC	FTK4420	M	PAUL OLESON	08/01/2021	08/25/2021	33082643	120.00
AT7	12960008	042	UT	CB	01/01/2021	306T3656	WC	FTK4420	M	PAUL OLESON	08/01/2021	08/25/2021	33082644	203.30
AT7	12570	042	UT	CB	01/01/2021	306T3656	WC	FTK4709	M	KARL MABBOTT	08/07/2021	08/25/2021	33083889	353.10
AT7	12480	042	UT	CB	01/01/2021	306T3656	WC	FTK5485	M	TRAEDYN BREWER	08/11/2021	08/25/2021	33083984	96.30
AT7	16110500	042	UT	CB	01/01/2021	306T3656	WC	FTK5361	M	MITCHELL RKENDRIC	08/11/2021	08/25/2021	33084031	149.80
AT7	15750	042	UT	CB	01/01/2007	306T3656	WC	CAU6403	M	NEWSOME PAUL	08/06/2007	09/01/2021	33084963	32.10
AT7	10640	042	UT	CB	01/01/2016	306T3656	WC	ESL7571	M	BATES LAURIE	01/19/2016	09/01/2021	33085677	21.40
AT7	13660003	042	UT	CB	01/01/2015	306T3656	WC	E3W2365	M	CHUCHRAN JARED A	05/30/2015	09/01/2021	33086373	42.80
AT7	14480007011	042	UT	CB	01/01/2019	306T3656	WC	FMX3723	M	JONES LAURIE	10/03/2019	09/01/2021	33088629	149.80
AT7	14480007011	042	UT	CB	01/01/2019	306T3656	WC	FMX3723	E	JONES LAURIE	10/03/2019	09/01/2021	33088630	1,995.00
AT7	11460	042	UT	CB	01/01/2020	306T3656	WC	FPD1532	M	HONE BRENT	02/11/2020	09/01/2021	33088841	117.70
AT7	11690005	042	UT	CB	01/01/2020	306T3656	WC	FPR6237	M	GUNN KRISTI	05/05/2020	09/01/2021	33089975	42.80
AT7	15610004	042	UT	CB	01/01/2020	306T3656	WC	FPZ6063	E	HUNTER JED W	06/30/2020	09/01/2021	33090717	130.00
AT7	14480002	042	UT	CB	01/01/2020	306T3656	WC	FPZ9135	M	BUNCE CHERIE	07/13/2020	09/01/2021	33091003	107.00
AT7	14480002	042	UT	CB	01/01/2020	306T3656	WC	FPZ9135	E	BUNCE CHERIE	07/13/2020	09/01/2021	33091004	1,995.00
AT7	13160001	042	UT	CB	01/01/2020	306T3656	WC	FQV1705	E	BUTLER BRETT	09/10/2020	09/01/2021	33091017	130.00
AT7	13160001	042	UT	CB	01/01/2020	306T3656	WC	FQV1705	M	BUTLER BRETT	09/10/2020	09/01/2021	33091018	149.80
AT7	14680008	042	UT	CB	01/01/2020	306T3656	WC	FRP6047	M	DAVIS GLENN	11/30/2020	09/01/2021	33092465	64.20
AT7	12110002	042	UT	CB	01/01/2020	306T3656	WC	FQV6925	M	CROUSE AMBER	10/13/2020	09/01/2021	33093107	192.60
AT7	13660003	042	UT	CB	01/01/2021	306T3656	WC	FSJ1480	M	WALDRON BRANDON	02/05/2021	09/01/2021	33094142	53.50
AT7	14640024	042	UT	CB	01/01/2021	306T3656	WC	FRU7752	M	SABEY CHRIS C	02/03/2021	09/01/2021	33094263	53.50
AT7	13900	042	UT	CB	01/01/2021	306T3656	WC	FSJ3306	M	BERRYHILL LORRAIN	03/02/2021	09/01/2021	33094369	53.50
AT7	16110440	042	UT	CB	01/01/2021	306T3656	WC	FRU5506	M	ELLSWORTH MICHAEL	01/22/2021	09/01/2021	33094969	10.70
AT7	12690002	042	UT	CB	01/01/2021	306T3656	WC	FSS2485	M	MORROW JOSHUA	04/18/2021	09/01/2021	33096205	21.40
AT7	10540	042	UT	CB	01/01/2021	306T3656	WC	FSS4142	E	SMITH SETH W	04/15/2021	09/01/2021	33096497	130.00
AT7	10540	042	UT	CB	01/01/2021	306T3656	WC	FSS4142	M	SMITH SETH W	04/15/2021	09/01/2021	33096498	85.60
AT7	14050001001	042	UT	CB	01/01/2021	306T3656	WC	FSS5707	M	WILKINSON NICHOLA	05/04/2021	09/01/2021	33096911	32.10
AT7	17750	042	UT	CB	01/01/2021	306T3656	WC	FSS3108	M	STEPHENSON MARK	03/16/2021	09/01/2021	33097580	42.80
AT7	15320023	042	UT	CB	01/01/2021	306T3656	WC	FSS8030	M	JOHNSON KAREN	05/14/2021	09/01/2021	33097649	45.00
AT7	15320023	042	UT	CB	01/01/2021	306T3656	WC	FSS8030	M	JOHNSON KAREN	05/14/2021	09/01/2021	33097650	42.80
AT7	16110211	042	UT	CB	01/01/2021	306T3656	WC	FSS8679	E	IVERSON DOUGLAS J	05/19/2021	09/01/2021	33097783	130.00
AT7	16110211	042	UT	CB	01/01/2021	306T3656	WC	FSS8679	M	IVERSON DOUGLAS J	05/19/2021	09/01/2021	33097784	85.60
AT7	16690004	042	UT	CB	01/01/2021	306T3656	WC	FSS8764	M	CANDALOT KURT L	05/19/2021	09/01/2021	33098003	21.40
AT7	14500002	042	UT	CB	01/01/2021	306T3656	WC	FSS9523	E	WOLFGRAMM SIONE F	05/24/2021	09/01/2021	33098733	1,725.00
AT7	16110413	042	UT	CB	01/01/2021	306T3656	WC	FSS2261	M	LIRA ANTHONY J	04/15/2021	09/01/2021	33098962	149.80

CSS Worker's Compensation Disbursements
Aug 2021 - Sep 2021 - By Check Number

Client Code	Organization Code	Adjusting Office	State	Claim Designator	Policy Effective Date	Policy Number	Line	Claim Number	Payment Type	Claimant Name	Loss Date	Charge Date	Check Number	Check Amount
AT7	16690001	042	UT	CB	01/01/2021	306T3656	WC	FTA3450	M	BATEMAN MARY	06/11/2021	09/01/2021	33099241	53.50
AT7	14390002	042	UT	CB	01/01/2021	306T3656	WC	FTA4201	M	HADLOCK NICOLE	06/15/2021	09/01/2021	33099535	117.70
AT7	16690019	042	UT	CB	01/01/2021	306T3656	WC	FSJ9843	M	PERKINS GLENNARAE	04/02/2021	09/01/2021	33100148	21.40
AT7	14050001001	042	UT	CB	01/01/2021	306T3656	WC	FTA7813	E	CRNICH ANDY S	07/02/2021	09/01/2021	33100727	130.00
AT7	14050001001	042	UT	CB	01/01/2021	306T3656	WC	FTA7813	M	CRNICH ANDY S	07/02/2021	09/01/2021	33100728	74.90
AT7	14190017	042	UT	CB	01/01/2021	306T3656	WC	FTA8041	M	LIDDELL LISA	07/02/2021	09/01/2021	33100956	21.40
AT7	14050003005	042	UT	CB	01/01/2021	306T3656	WC	FTA8310	M	MITCHELL BRENT	07/07/2021	09/01/2021	33101273	96.30
AT7	10750007	042	UT	CB	01/01/2021	306T3656	WC	FTA8295	M	PETERSEN CHAD	07/07/2021	09/01/2021	33101442	85.60
AT7	13980015	042	UT	CB	01/01/2021	306T3656	WC	FTA9068	M	THOMPSON JODI	07/12/2021	09/01/2021	33101493	32.10
AT7	16110211	042	UT	CB	01/01/2021	306T3656	WC	FTK0277	E	GRACIA LIONEL R	07/16/2021	09/01/2021	33101959	130.00
AT7	16110211	042	UT	CB	01/01/2021	306T3656	WC	FTK0277	M	GRACIA LIONEL R	07/16/2021	09/01/2021	33101960	160.50
AT7	17080	042	UT	CB	01/01/2021	306T3656	WC	FTA3715	M	PARRISH GREG	06/03/2021	09/01/2021	33102171	149.80
AT7	17080	042	UT	CB	01/01/2021	306T3656	WC	FTA3715	E	PARRISH GREG	06/03/2021	09/01/2021	33102172	2,895.00
AT7	10610005	042	UT	CB	01/01/2021	306T3656	WC	FSS6088	M	JACKSON BURKE A	04/22/2021	09/01/2021	33102651	53.50
AT7	14480007010	042	UT	CB	01/01/2021	306T3656	WC	FTA8379	M	VAN NOSDOL TY	06/08/2021	09/01/2021	33102653	117.70
AT7	16080001003	042	UT	CB	01/01/2021	306T3656	WC	FTK3625	M	O'HARRA GORDON	07/15/2021	09/01/2021	33103812	42.80
AT7	12960008	042	UT	CB	01/01/2021	306T3656	WC	FTK4420	M	OLESON PAUL	08/01/2021	09/01/2021	33103934	45.00
AT7	12960008	042	UT	CB	01/01/2021	306T3656	WC	FTK4420	M	OLESON PAUL	08/01/2021	09/01/2021	33103935	10.70
AT7	12570	042	UT	CB	01/01/2021	306T3656	WC	FTK4709	M	ABBOTT KARL M	08/07/2021	09/01/2021	33104663	64.20
AT7	12480	042	UT	CB	01/01/2021	306T3656	WC	FTK5485	E	BREWER TRAEDYN	08/11/2021	09/01/2021	33104739	130.00
AT7	12480	042	UT	CB	01/01/2021	306T3656	WC	FTK5485	M	BREWER TRAEDYN	08/11/2021	09/01/2021	33104740	331.70
AT7	16110500	042	UT	CB	01/01/2021	306T3656	WC	FTK5361	M	KENDRICK MITCHELL	08/11/2021	09/01/2021	33104781	128.40
AT7	12360001	042	UT	CB	01/01/2021	306T3656	WC	FTK5938	M	GARCIA RODRIGO	08/12/2021	09/01/2021	33104994	75.00
AT7	12360001	042	UT	CB	01/01/2021	306T3656	WC	FTK5938	M	GARCIA RODRIGO	08/12/2021	09/01/2021	33104995	363.80
AT7	15320001	042	UT	CB	01/01/2021	306T3656	WC	FTK2892	M	RICHARDSON MICHAEL	07/08/2021	09/01/2021	33105560	299.60
AT7	15750	042	UT	CB	01/01/2007	306T3656	WC	CAU6403	M	NEWSOME PAUL	08/06/2007	09/09/2021	33107396	21.40
AT7	16080001005	042	UT	CB	01/01/2018	306T3656	WC	FHY9767	M	ROBINSON ZACH	11/01/2018	09/09/2021	33110711	74.90
AT7	11690005	042	UT	CB	01/01/2020	306T3656	WC	FPR6237	M	GUNN KRISTI	05/05/2020	09/09/2021	33112247	85.60
AT7	14480002	042	UT	CB	01/01/2020	306T3656	WC	FPZ9135	M	BUNCE CHERIE	07/13/2020	09/09/2021	33113268	64.20
AT7	13160001	042	UT	CB	01/01/2020	306T3656	WC	FQV1705	M	BUTLER BRETT	09/10/2020	09/09/2021	33113281	96.30
AT7	13580	042	UT	CB	01/01/2021	306T3656	WC	FRU2531	M	NAKAI RITA	01/05/2021	09/09/2021	33115274	21.40
AT7	12110002	042	UT	CB	01/01/2020	306T3656	WC	FQV6925	M	CROUSE AMBER	10/13/2020	09/09/2021	33115326	64.20
AT7	13900	042	UT	CB	01/01/2021	306T3656	WC	FSJ3306	E	BERRYHILL LORRAIN	03/02/2021	09/09/2021	33116543	130.00
AT7	13900	042	UT	CB	01/01/2021	306T3656	WC	FSJ3306	M	BERRYHILL LORRAIN	03/02/2021	09/09/2021	33116544	117.70
AT7	17310002	042	UT	CB	01/01/2020	306T3656	WC	FRP3300	M	HOBBS WILLIAM	11/13/2020	09/09/2021	33116649	53.50
AT7	14480007011	042	UT	CB	01/01/2021	306T3656	WC	FSJ3387	M	NGUYEN LE	03/02/2021	09/09/2021	33117276	10.70
AT7	14190012	042	UT	CB	01/01/2021	306T3656	WC	FRU6257	E	MILLER DARIN	01/12/2021	09/09/2021	33117673	95.00
AT7	10550	042	UT	CB	01/01/2021	306T3656	WC	FSJ6695	M	LOFLEY KEITH	03/17/2021	09/09/2021	33117862	10.70
AT7	10540	042	UT	CB	01/01/2021	306T3656	WC	FSS4142	M	SMITH SETH W	04/15/2021	09/09/2021	33118543	85.60

CSS Worker's Compensation Disbursements
Aug 2021 - Sep 2021 - By Check Number

Client Code	Organization Code	Adjusting Office	State	Claim Designator	Policy Effective Date	Policy Number	Line	Claim Number	Payment Type	Claimant Name	Loss Date	Charge Date	Check Number	Check Amount
AT7	15320023	042	UT	CB	01/01/2021	306T3656	WC	FSS8030	E	JOHNSON KAREN	05/14/2021	09/09/2021	33119634	130.00
AT7	15320023	042	UT	CB	01/01/2021	306T3656	WC	FSS8030	M	JOHNSON KAREN	05/14/2021	09/09/2021	33119635	267.50
AT7	16690004	042	UT	CB	01/01/2021	306T3656	WC	FSS8764	M	CANDALOT KURT L	05/19/2021	09/09/2021	33119991	32.10
AT7	13980007	042	UT	CB	01/01/2021	306T3656	WC	FSS5718	M	COATES JENNY	05/03/2021	09/09/2021	33120446	32.10
AT7	16110413	042	UT	CB	01/01/2021	306T3656	WC	FSS2261	M	LIRA ANTHONY J	04/15/2021	09/09/2021	33120890	64.20
AT7	14740003	042	UT	CB	01/01/2021	306T3656	WC	FTA3397	M	OBRAY TANNER	06/11/2021	09/09/2021	33121128	74.90
AT7	16690001	042	UT	CB	01/01/2021	306T3656	WC	FTA3450	M	BATEMAN MARY	06/11/2021	09/09/2021	33121172	96.30
AT7	14390002	042	UT	CB	01/01/2021	306T3656	WC	FTA4201	M	HADLOCK NICOLE	06/15/2021	09/09/2021	33121460	192.60
AT7	15610015003	042	UT	CB	01/01/2021	306T3656	WC	FTA7023	M	ADAMS ZACHARY K	06/30/2021	09/09/2021	33122238	85.60
AT7	15520	042	UT	CB	01/01/2021	306T3656	WC	FTA6034	M	HANNIFIN TIMOTHY	06/25/2021	09/09/2021	33122288	32.10
AT7	14190017	042	UT	CB	01/01/2021	306T3656	WC	FTA8041	E	LIDDELL LISA	07/02/2021	09/09/2021	33122705	95.00
AT7	14190017	042	UT	CB	01/01/2021	306T3656	WC	FTA8041	M	LIDDELL LISA	07/02/2021	09/09/2021	33122706	64.20
AT7	16110211	042	UT	CB	01/01/2021	306T3656	WC	FTK0277	M	GRACIA LIONEL R	07/16/2021	09/09/2021	33123602	107.00
AT7	17080	042	UT	CB	01/01/2021	306T3656	WC	FTA3715	E	PARRISH GREG	06/03/2021	09/09/2021	33123822	130.00
AT7	17080	042	UT	CB	01/01/2021	306T3656	WC	FTA3715	M	PARRISH GREG	06/03/2021	09/09/2021	33123823	160.50
AT7	10610005	042	UT	CB	01/01/2021	306T3656	WC	FSS6088	E	JACKSON BURKE A	04/22/2021	09/09/2021	33124323	130.00
AT7	10610005	042	UT	CB	01/01/2021	306T3656	WC	FSS6088	M	JACKSON BURKE A	04/22/2021	09/09/2021	33124324	192.60
AT7	14480007010	042	UT	CB	01/01/2021	306T3656	WC	FTA8379	M	VAN NOSDOL TY	06/08/2021	09/09/2021	33124326	21.40
AT7	10610006	042	UT	CB	01/01/2021	306T3656	WC	FTK1113	M	MCWILLIAMS SHAUN	07/10/2021	09/09/2021	33124576	96.30
AT7	16110000	042	UT	CB	01/01/2021	306T3656	WC	FSS1993	M	DAY DALLAS W	04/13/2021	09/09/2021	33124704	53.50
AT7	12960008	042	UT	CB	01/01/2021	306T3656	WC	FTK4420	M	OLESON PAUL	08/01/2021	09/09/2021	33125461	42.80
AT7	12570	042	UT	CB	01/01/2021	306T3656	WC	FTK4709	M	ABBOTT KARL M	08/07/2021	09/09/2021	33126049	32.10
AT7	12360001	042	UT	CB	01/01/2021	306T3656	WC	FTK5938	M	GARCIA RODRIGO	08/12/2021	09/09/2021	33126280	60.00
AT7	12360001	042	UT	CB	01/01/2021	306T3656	WC	FTK5938	M	GARCIA RODRIGO	08/12/2021	09/09/2021	33126281	74.90
AT7	15320001	042	UT	CB	01/01/2021	306T3656	WC	FTK2892	M	RICHARDSON MICHAEL	07/08/2021	09/09/2021	33126550	139.10
AT7	14480007011	042	UT	CB	01/01/2021	306T3656	WC	FTK7049	M	SYKES JEAN J	08/18/2021	09/09/2021	33127001	105.00
AT7	16080001001	042	UT	CB	01/01/2021	306T3656	WC	FTK5315	M	JOHNSON TODD	08/09/2021	09/09/2021	33127532	267.50
AT7	10310002	042	UT	CB	01/01/2021	306T3656	WC	FTK7818	M	ALLRED LIESL K	08/20/2021	09/09/2021	33128092	235.40
AT7	11830001	042	UT	CB	01/01/2021	306T3656	WC	FTK6373	M	MORGAN BRIAN	08/11/2021	09/09/2021	33128328	192.60
AT7	11420003	042	UT	CB	01/01/2021	306T3656	WC	FTK8560	M	SORENSEN LEE	08/25/2021	09/09/2021	33128702	74.90
AT7	15750	042	UT	CB	01/01/2007	306T3656	WC	CAU6403	M	NEWSOME PAUL	08/06/2007	09/15/2021	33129679	53.50
AT7	10640	042	UT	CB	01/01/2016	306T3656	WC	ESL7571	M	BATES LAURIE	01/19/2016	09/15/2021	33130404	85.60
AT7	13660003	042	UT	CB	01/01/2015	306T3656	WC	E3W2365	M	CHUCHRAN JARED A	05/30/2015	09/15/2021	33131101	42.80
AT7	13660003	042	UT	CB	01/01/2019	306T3656	WC	FKV3457	M	DALTON DEREK	02/08/2019	09/15/2021	33131695	42.80
AT7	16080001005	042	UT	CB	01/01/2018	306T3656	WC	FHY9767	M	ROBINSON ZACH	11/01/2018	09/15/2021	33132971	85.60
AT7	15610015001	042	UT	CB	01/01/2020	306T3656	WC	FPZ2637	M	STONE CALLAN M	06/09/2020	09/15/2021	33134341	74.90
AT7	16410	042	UT	CB	01/01/2020	306T3656	WC	FQM3702	M	MCDONALD CHAD	08/07/2020	09/15/2021	33135003	375.00
AT7	15610004	042	UT	CB	01/01/2020	306T3656	WC	FPZ6063	E	HUNTER JED W	06/30/2020	09/15/2021	33135354	130.00
AT7	15610004	042	UT	CB	01/01/2020	306T3656	WC	FPZ6063	M	HUNTER JED W	06/30/2020	09/15/2021	33135355	53.50

CSS Worker's Compensation Disbursements
Aug 2021 - Sep 2021 - By Check Number

Client Code	Organization Code	Adjusting Office	State	Claim Designator	Policy Effective Date	Policy Number	Line	Claim Number	Payment Type	Claimant Name	Loss Date	Charge Date	Check Number	Check Amount
AT7	12110002	042	UT	CB	01/01/2020	306T3656	WC	FQV6925	M	CROUSE AMBER	10/13/2020	09/15/2021	33137656	32.10
AT7	13660003	042	UT	CB	01/01/2021	306T3656	WC	FSJ1480	M	WALDRON BRANDON	02/05/2021	09/15/2021	33138658	74.90
AT7	14640024	042	UT	CB	01/01/2021	306T3656	WC	FRU7752	M	SABEY CHRIS C	02/03/2021	09/15/2021	33138778	53.50
AT7	13900	042	UT	CB	01/01/2021	306T3656	WC	FSJ3306	M	BERRYHILL LORRAIN	03/02/2021	09/15/2021	33138878	42.80
AT7	17310002	042	UT	CB	01/01/2020	306T3656	WC	FRP3300	E	HOBBS WILLIAM	11/13/2020	09/15/2021	33138978	95.00
AT7	16110440	042	UT	CB	01/01/2021	306T3656	WC	FRU5506	M	ELLSWORTH MICHAEL	01/22/2021	09/15/2021	33139457	32.10
AT7	14480007011	042	UT	CB	01/01/2021	306T3656	WC	FSJ3387	M	NGUYEN LE	03/02/2021	09/15/2021	33139612	64.20
AT7	14190012	042	UT	CB	01/01/2021	306T3656	WC	FRU6257	M	MILLER DARIN	01/12/2021	09/15/2021	33140004	21.40
AT7	10550	042	UT	CB	01/01/2021	306T3656	WC	FSJ6695	M	LOFLEY KEITH	03/17/2021	09/15/2021	33140178	64.20
AT7	16080001005	042	UT	CB	01/01/2021	306T3656	WC	FSJ4797	M	ALLEN CATHERINE	02/19/2021	09/15/2021	33140217	10.70
AT7	14050001001	042	UT	CB	01/01/2021	306T3656	WC	FSS5707	M	WILKINSON NICHOLA	05/04/2021	09/15/2021	33141231	42.80
AT7	17750	042	UT	CB	01/01/2021	306T3656	WC	FSS3108	E	STEPHENSON MARK	03/16/2021	09/15/2021	33141858	95.00
AT7	17750	042	UT	CB	01/01/2021	306T3656	WC	FSS3108	M	STEPHENSON MARK	03/16/2021	09/15/2021	33141859	128.40
AT7	15320023	042	UT	CB	01/01/2021	306T3656	WC	FSS8030	M	JOHNSON KAREN	05/14/2021	09/15/2021	33141922	45.00
AT7	16110211	042	UT	CB	01/01/2021	306T3656	WC	FSS8679	M	IVERSON DOUGLAS J	05/19/2021	09/15/2021	33142050	42.80
AT7	16690004	042	UT	CB	01/01/2021	306T3656	WC	FSS8764	E	CANDALOT KURT L	05/19/2021	09/15/2021	33142251	130.00
AT7	16690004	042	UT	CB	01/01/2021	306T3656	WC	FSS8764	M	CANDALOT KURT L	05/19/2021	09/15/2021	33142252	53.50
AT7	11200004	042	UT	CB	01/01/2021	306T3656	WC	FTA0846	M	EVANS MATTHEW	06/01/2021	09/15/2021	33142678	21.40
AT7	16110413	042	UT	CB	01/01/2021	306T3656	WC	FSS2261	M	LIRA ANTHONY J	04/15/2021	09/15/2021	33143137	21.40
AT7	14740003	042	UT	CB	01/01/2021	306T3656	WC	FTA3397	E	OBRAVY TANNER	06/11/2021	09/15/2021	33143380	130.00
AT7	14740003	042	UT	CB	01/01/2021	306T3656	WC	FTA3397	M	OBRAVY TANNER	06/11/2021	09/15/2021	33143381	10.70
AT7	16690001	042	UT	CB	01/01/2021	306T3656	WC	FTA3450	M	BATEMAN MARY	06/11/2021	09/15/2021	33143419	21.40
AT7	14390002	042	UT	CB	01/01/2021	306T3656	WC	FTA4201	E	HADLOCK NICOLE	06/15/2021	09/15/2021	33143723	130.00
AT7	14390002	042	UT	CB	01/01/2021	306T3656	WC	FTA4201	M	HADLOCK NICOLE	06/15/2021	09/15/2021	33143724	32.10
AT7	11030003	042	UT	CB	01/01/2021	306T3656	WC	FSJ9109	M	HARRIS ANDREW D	03/30/2021	09/15/2021	33144042	21.40
AT7	14260008	042	UT	CB	01/01/2021	306T3656	WC	FSJ4834	E	NORR MICHAEL R	03/05/2021	09/15/2021	33144045	9,390.00
AT7	14050001001	042	UT	CB	01/01/2021	306T3656	WC	FTA7813	M	CRNICH ANDY S	07/02/2021	09/15/2021	33144788	21.40
AT7	14190017	042	UT	CB	01/01/2021	306T3656	WC	FTA8041	M	LIDDELL LISA	07/02/2021	09/15/2021	33144983	21.40
AT7	13980015	042	UT	CB	01/01/2021	306T3656	WC	FTA9068	E	THOMPSON JODI	07/12/2021	09/15/2021	33145392	130.00
AT7	13980015	042	UT	CB	01/01/2021	306T3656	WC	FTA9068	M	THOMPSON JODI	07/12/2021	09/15/2021	33145393	96.30
AT7	17080	042	UT	CB	01/01/2021	306T3656	WC	FTA3715	M	PARRISH GREG	06/03/2021	09/15/2021	33145948	74.90
AT7	10610005	042	UT	CB	01/01/2021	306T3656	WC	FSS6088	M	JACKSON BURKE A	04/22/2021	09/15/2021	33146408	85.60
AT7	14480007010	042	UT	CB	01/01/2021	306T3656	WC	FTA8379	M	VAN NOSDOL TY	06/08/2021	09/15/2021	33146409	128.40
AT7	10610006	042	UT	CB	01/01/2021	306T3656	WC	FTK1113	M	MCWILLIAMS SHAUN	07/10/2021	09/15/2021	33146633	96.30
AT7	16080001003	042	UT	CB	01/01/2021	306T3656	WC	FTK3625	M	O'HARRA GORDON	07/15/2021	09/15/2021	33147411	160.50
AT7	12960008	042	UT	CB	01/01/2021	306T3656	WC	FTK4420	M	OLESON PAUL	08/01/2021	09/15/2021	33147498	30.00
AT7	12960008	042	UT	CB	01/01/2021	306T3656	WC	FTK4420	M	OLESON PAUL	08/01/2021	09/15/2021	33147499	74.90
AT7	12480	042	UT	CB	01/01/2021	306T3656	WC	FTK5485	M	BREWER TRAE DYN	08/11/2021	09/15/2021	33148087	64.20
AT7	12360001	042	UT	CB	01/01/2021	306T3656	WC	FTK5938	M	GARCIA RODRIGO	08/12/2021	09/15/2021	33148214	10.70

CSS Worker's Compensation Disbursements
Aug 2021 - Sep 2021 - By Check Number

Client Code	Organization Code	Adjusting Office	State	Claim Designator	Policy Effective Date	Policy Number	Line	Claim Number	Payment Type	Claimant Name	Loss Date	Charge Date	Check Number	Check Amount
AT7	15320001	042	UT	CB	01/01/2021	306T3656	WC	FTK2892	E	RICHARDSON MICHAEL	07/08/2021	09/15/2021	33148471	130.00
AT7	15320001	042	UT	CB	01/01/2021	306T3656	WC	FTK2892	M	RICHARDSON MICHAEL	07/08/2021	09/15/2021	33148472	278.20
AT7	14480007011	042	UT	CB	01/01/2021	306T3656	WC	FTK7049	M	SYKES JEAN J	08/18/2021	09/15/2021	33148835	90.00
AT7	10310002	042	UT	CB	01/01/2021	306T3656	WC	FTK7818	M	ALLRED LIESL K	08/20/2021	09/15/2021	33149532	160.50
AT7	11830001	042	UT	CB	01/01/2021	306T3656	WC	FTK6373	M	MORGAN BRIAN	08/11/2021	09/15/2021	33149692	107.00
AT7	11420003	042	UT	CB	01/01/2021	306T3656	WC	FTK8560	M	SORENSEN LEE	08/25/2021	09/15/2021	33149990	256.80
AT7	14640019	042	UT	CB	01/01/2021	306T3656	WC	FTA9145	E	GOODE JOSHUA	07/11/2021	09/15/2021	33150635	130.00
AT7	14640019	042	UT	CB	01/01/2021	306T3656	WC	FTA9145	M	GOODE JOSHUA	07/11/2021	09/15/2021	33150636	299.60
AT7	14480022030	042	UT	CB	01/01/2021	306T3656	WC	FTK9775	M	SHAWN HANCOCK	08/27/2021	09/15/2021	33151299	75.00
AT7	14480022030	042	UT	CB	01/01/2021	306T3656	WC	FTK9775	M	SHAWN HANCOCK	08/27/2021	09/15/2021	33151300	42.80
AT7	13660003	042	UT	CB	01/01/2021	306T3656	WC	FTK9767	E	JENNIFER WEIGHT	08/27/2021	09/15/2021	33151573	130.00
AT7	13660003	042	UT	CB	01/01/2021	306T3656	WC	FTK9767	M	JENNIFER WEIGHT	08/27/2021	09/15/2021	33151574	246.10
AT7	15750	042	UT	CB	01/01/2007	306T3656	WC	CAU6403	M	NEWSOME PAUL	08/06/2007	09/22/2021	33152440	32.10
AT7	16080001005	042	UT	CB	01/01/2018	306T3656	WC	FHY9767	M	ROBINSON ZACH	11/01/2018	09/22/2021	33155291	160.50
AT7	11460	042	UT	CB	01/01/2020	306T3656	WC	FPD1532	M	HONE BRENT	02/11/2020	09/22/2021	33155734	21.40
AT7	15610004	042	UT	CB	01/01/2020	306T3656	WC	FPZ6063	M	HUNTER JED W	06/30/2020	09/22/2021	33157181	139.10
AT7	13160001	042	UT	CB	01/01/2020	306T3656	WC	FQV1705	M	BUTLER BRETT	09/10/2020	09/22/2021	33157424	21.40
AT7	15530004	042	UT	CB	01/01/2020	306T3656	WC	FQV6644	M	NYMAN JOANN	10/13/2020	09/22/2021	33157826	53.50
AT7	12110002	042	UT	CB	01/01/2020	306T3656	WC	FQV6925	M	CROUSE AMBER	10/13/2020	09/22/2021	33159190	21.40
AT7	12230004019	042	UT	CB	01/01/2021	306T3656	WC	FRU7894	M	COOK DARIN	02/03/2021	09/22/2021	33160016	53.50
AT7	13900	042	UT	CB	01/01/2021	306T3656	WC	FSJ3306	M	BERRYHILL LORRAIN	03/02/2021	09/22/2021	33160256	117.70
AT7	14480007011	042	UT	CB	01/01/2021	306T3656	WC	FSJ3387	M	NGUYEN LE	03/02/2021	09/22/2021	33160862	42.80
AT7	16080001005	042	UT	CB	01/01/2021	306T3656	WC	FSJ4797	E	ALLEN CATHERINE	02/19/2021	09/22/2021	33161425	95.00
AT7	16080001005	042	UT	CB	01/01/2021	306T3656	WC	FSJ4797	M	ALLEN CATHERINE	02/19/2021	09/22/2021	33161426	64.20
AT7	12690002	042	UT	CB	01/01/2021	306T3656	WC	FSS2485	M	MORROW JOSHUA	04/18/2021	09/22/2021	33161736	10.70
AT7	10540	042	UT	CB	01/01/2021	306T3656	WC	FSS4142	M	SMITH SETH W	04/15/2021	09/22/2021	33161984	74.90
AT7	14050001001	042	UT	CB	01/01/2021	306T3656	WC	FSS5707	M	WILKINSON NICHOLA	05/04/2021	09/22/2021	33162319	107.00
AT7	11200004	042	UT	CB	01/01/2021	306T3656	WC	FTA0846	E	EVANS MATTHEW	06/01/2021	09/22/2021	33163629	130.00
AT7	11200004	042	UT	CB	01/01/2021	306T3656	WC	FTA0846	M	EVANS MATTHEW	06/01/2021	09/22/2021	33163630	107.00
AT7	16110413	042	UT	CB	01/01/2021	306T3656	WC	FSS2261	M	LIRA ANTHONY J	04/15/2021	09/22/2021	33163991	32.10
AT7	16690001	042	UT	CB	01/01/2021	306T3656	WC	FTA3450	M	BATEMAN MARY	06/11/2021	09/22/2021	33164218	21.40
AT7	11030003	042	UT	CB	01/01/2021	306T3656	WC	FSJ9109	M	HARRIS ANDREW D	03/30/2021	09/22/2021	33164719	42.80
AT7	16690019	042	UT	CB	01/01/2021	306T3656	WC	FSJ9843	M	PERKINS GLENNARAE	04/02/2021	09/22/2021	33164917	42.80
AT7	15610015003	042	UT	CB	01/01/2021	306T3656	WC	FTA7023	M	ADAMS ZACHARY K	06/30/2021	09/22/2021	33165126	42.80
AT7	14050001001	042	UT	CB	01/01/2021	306T3656	WC	FTA7813	M	CRNICH ANDY S	07/02/2021	09/22/2021	33165328	21.40
AT7	14190017	042	UT	CB	01/01/2021	306T3656	WC	FTA8041	M	LIDDELL LISA	07/02/2021	09/22/2021	33165484	42.80
AT7	13980015	042	UT	CB	01/01/2021	306T3656	WC	FTA9068	M	THOMPSON JODI	07/12/2021	09/22/2021	33165896	85.60
AT7	17080	042	UT	CB	01/01/2021	306T3656	WC	FTA3715	M	PARRISH GREG	06/03/2021	09/22/2021	33166396	96.30
AT7	10610005	042	UT	CB	01/01/2021	306T3656	WC	FSS6088	M	JACKSON BURKE A	04/22/2021	09/22/2021	33166791	53.50

CSS Worker's Compensation Disbursements
Aug 2021 - Sep 2021 - By Check Number

Client Code	Organization Code	Adjusting Office	State	Claim Designator	Policy Effective Date	Policy Number	Line	Claim Number	Payment Type	Claimant Name	Loss Date	Charge Date	Check Number	Check Amount
AT7	12960008	042	UT	CB	01/01/2021	306T3656	WC	FTK4420	M	OLESON PAUL	08/01/2021	09/22/2021	33167669	160.50
AT7	12360001	042	UT	CB	01/01/2021	306T3656	WC	FTK5938	M	GARCIA RODRIGO	08/12/2021	09/22/2021	33168276	30.00
AT7	12360001	042	UT	CB	01/01/2021	306T3656	WC	FTK5938	M	GARCIA RODRIGO	08/12/2021	09/22/2021	33168277	53.50
AT7	15320001	042	UT	CB	01/01/2021	306T3656	WC	FTK2892	M	RICHARDSON MICHAEL	07/08/2021	09/22/2021	33168482	32.10
AT7	14480007011	042	UT	CB	01/01/2021	306T3656	WC	FTK7049	M	SYKES JEAN J	08/18/2021	09/22/2021	33168748	73.08
AT7	14480007011	042	UT	CB	01/01/2021	306T3656	WC	FTK7049	M	SYKES JEAN J	08/18/2021	09/22/2021	33168749	535.00
AT7	14480007011	042	UT	CB	01/01/2021	306T3656	WC	FTK7049	M	SYKES JEAN J	08/18/2021	09/22/2021	33168750	60.00
AT7	14480007011	042	UT	CB	01/01/2021	306T3656	WC	FTK7049	M	SYKES JEAN J	08/18/2021	09/22/2021	33168751	1,992.70
AT7	16080001001	042	UT	CB	01/01/2021	306T3656	WC	FTK5315	M	JOHNSON TODD	08/09/2021	09/22/2021	33168998	139.10
AT7	10310002	042	UT	CB	01/01/2021	306T3656	WC	FTK7818	M	ALLRED LIESL K	08/20/2021	09/22/2021	33169240	42.80
AT7	14640019	042	UT	CB	01/01/2021	306T3656	WC	FTA9145	M	GOODE JOSHUA	07/11/2021	09/22/2021	33169933	10.70
AT7	14480022030	042	UT	CB	01/01/2021	306T3656	WC	FTK9775	E	SHAWN HANCOCK	08/27/2021	09/22/2021	33170325	30.00
AT7	13660003	042	UT	CB	01/01/2021	306T3656	WC	FTK9767	M	JENNIFER WEIGHT	08/27/2021	09/22/2021	33170542	85.60
AT7	15610015003	042	UT	CB	01/01/2021	306T3656	WC	FTK7667	M	JORGE AMORALES	08/20/2021	09/22/2021	33171720	32.10
AT7	16080001005	042	UT	CB	01/01/2018	306T3656	WC	FHY9767	M	ROBINSON ZACH	11/01/2018	09/29/2021	33175834	149.80
AT7	11460	042	UT	CB	01/01/2020	306T3656	WC	FPD1532	M	HONE BRENT	02/11/2020	09/29/2021	33176306	10.70
AT7	15610015001	042	UT	CB	01/01/2020	306T3656	WC	FPZ2637	M	STONE CALLAN M	06/09/2020	09/29/2021	33177129	21.40
AT7	11690005	042	UT	CB	01/01/2020	306T3656	WC	FPR6237	M	GUNN KRISTI	05/05/2020	09/29/2021	33177290	85.60
AT7	15610004	042	UT	CB	01/01/2020	306T3656	WC	FPZ6063	M	HUNTER JED W	06/30/2020	09/29/2021	33177981	21.40
AT7	15530004	042	UT	CB	01/01/2020	306T3656	WC	FQV6644	M	NYMAN JOANN	10/13/2020	09/29/2021	33178693	42.80
AT7	13580	042	UT	CB	01/01/2021	306T3656	WC	FRU2531	E	NAKAI RITA	01/05/2021	09/29/2021	33180196	95.00
AT7	13580	042	UT	CB	01/01/2021	306T3656	WC	FRU2531	M	NAKAI RITA	01/05/2021	09/29/2021	33180197	53.50
AT7	12230004019	042	UT	CB	01/01/2021	306T3656	WC	FRU7894	E	COOK DARIN	02/03/2021	09/29/2021	33181176	95.00
AT7	12230004019	042	UT	CB	01/01/2021	306T3656	WC	FRU7894	M	COOK DARIN	02/03/2021	09/29/2021	33181177	64.20
AT7	14640024	042	UT	CB	01/01/2021	306T3656	WC	FRU7752	M	SABEY CHRIS C	02/03/2021	09/29/2021	33181376	32.10
AT7	16110440	042	UT	CB	01/01/2021	306T3656	WC	FRU5506	M	ELLSWORTH MICHAEL	01/22/2021	09/29/2021	33182039	85.60
AT7	14190012	042	UT	CB	01/01/2021	306T3656	WC	FRU6257	M	MILLER DARIN	01/12/2021	09/29/2021	33182560	85.60
AT7	16080001005	042	UT	CB	01/01/2021	306T3656	WC	FSJ4797	M	ALLEN CATHERINE	02/19/2021	09/29/2021	33182782	42.80
AT7	12690002	042	UT	CB	01/01/2021	306T3656	WC	FSS2485	M	MORROW JOSHUA	04/18/2021	09/29/2021	33183108	53.50
AT7	10540	042	UT	CB	01/01/2021	306T3656	WC	FSS4142	M	SMITH SETH W	04/15/2021	09/29/2021	33183360	117.70
AT7	16690004	042	UT	CB	01/01/2021	306T3656	WC	FSS8764	M	CANDALOT KURT L	05/19/2021	09/29/2021	33184716	74.90
AT7	11200004	042	UT	CB	01/01/2021	306T3656	WC	FTA0846	E	EVANS MATTHEW	06/01/2021	09/29/2021	33185153	95.00
AT7	11200004	042	UT	CB	01/01/2021	306T3656	WC	FTA0846	M	EVANS MATTHEW	06/01/2021	09/29/2021	33185154	85.60
AT7	16110413	042	UT	CB	01/01/2021	306T3656	WC	FSS2261	E	LIRA ANTHONY J	04/15/2021	09/29/2021	33185563	95.00
AT7	14390002	042	UT	CB	01/01/2021	306T3656	WC	FTA4201	M	HADLOCK NICOLE	06/15/2021	09/29/2021	33186043	42.80
AT7	11030003	042	UT	CB	01/01/2021	306T3656	WC	FSJ9109	M	HARRIS ANDREW D	03/30/2021	09/29/2021	33186350	85.60
AT7	16690019	042	UT	CB	01/01/2021	306T3656	WC	FSJ9843	M	PERKINS GLENNARAE	04/02/2021	09/29/2021	33186592	107.00
AT7	15520	042	UT	CB	01/01/2021	306T3656	WC	FTA6034	E	HANNIFIN TIMOTHY	06/25/2021	09/29/2021	33186882	95.00
AT7	15520	042	UT	CB	01/01/2021	306T3656	WC	FTA6034	M	HANNIFIN TIMOTHY	06/25/2021	09/29/2021	33186883	64.20

**CSS Worker's Compensation Disbursements
Aug 2021 - Sep 2021 - By Check Number**

Client Code	Organization Code	Adjusting Office	State	Claim Designator	Policy Effective Date	Policy Number	Line	Claim Number	Payment Type	Claimant Name	Loss Date	Charge Date	Check Number	Check Amount
AT7	14050001001	042	UT	CB	01/01/2021	306T3656	WC	FTA7813	M	CRNICH ANDY S	07/02/2021	09/29/2021	33187072	117.70
AT7	14190017	042	UT	CB	01/01/2021	306T3656	WC	FTA8041	M	LIDDELL LISA	07/02/2021	09/29/2021	33187243	21.40
AT7	16110211	042	UT	CB	01/01/2021	306T3656	WC	FTK0277	M	GRACIA LIONEL R	07/16/2021	09/29/2021	33187990	42.80
AT7	17080	042	UT	CB	01/01/2021	306T3656	WC	FTA3715	M	PARRISH GREG	06/03/2021	09/29/2021	33188175	139.10
AT7	10610005	042	UT	CB	01/01/2021	306T3656	WC	FSS6088	M	JACKSON BURKE A	04/22/2021	09/29/2021	33188589	74.90
AT7	14480007010	042	UT	CB	01/01/2021	306T3656	WC	FTA8379	M	VAN NOSDOL TY	06/08/2021	09/29/2021	33188590	107.00
AT7	16110000	042	UT	CB	01/01/2021	306T3656	WC	FSS1993	M	DAY DALLAS W	04/13/2021	09/29/2021	33188893	74.90
AT7	12230002007	042	UT	CB	01/01/2021	306T3656	WC	FTA0416	E	TESEN EDWARD	05/24/2021	09/29/2021	33189937	130.00
AT7	12230002007	042	UT	CB	01/01/2021	306T3656	WC	FTA0416	M	TESEN EDWARD	05/24/2021	09/29/2021	33189938	299.60
AT7	12570	042	UT	CB	01/01/2021	306T3656	WC	FTK4709	E	ABBOTT KARL M	08/07/2021	09/29/2021	33190035	130.00
AT7	12570	042	UT	CB	01/01/2021	306T3656	WC	FTK4709	M	ABBOTT KARL M	08/07/2021	09/29/2021	33190036	139.10
AT7	12480	042	UT	CB	01/01/2021	306T3656	WC	FTK5485	M	BREWER TRAE DYN	08/11/2021	09/29/2021	33190089	96.30
AT7	16110500	042	UT	CB	01/01/2021	306T3656	WC	FTK5361	M	KENDRICK MITCHELL	08/11/2021	09/29/2021	33190108	85.60
AT7	15320001	042	UT	CB	01/01/2021	306T3656	WC	FTK2892	M	RICHARDSON MICHA E	07/08/2021	09/29/2021	33190428	107.00
AT7	14480007011	042	UT	CB	01/01/2021	306T3656	WC	FTK7049	M	SYKES JEAN J	08/18/2021	09/29/2021	33190744	109.04
AT7	14480007011	042	UT	CB	01/01/2021	306T3656	WC	FTK7049	M	SYKES JEAN J	08/18/2021	09/29/2021	33190745	1,080.70
AT7	14480007011	042	UT	CB	01/01/2021	306T3656	WC	FTK7049	M	SYKES JEAN J	08/18/2021	09/29/2021	33190746	105.00
AT7	14480007011	042	UT	CB	01/01/2021	306T3656	WC	FTK7049	M	SYKES JEAN J	08/18/2021	09/29/2021	33190747	2,329.00
AT7	10310002	042	UT	CB	01/01/2021	306T3656	WC	FTK7818	M	ALLRED LIESL K	08/20/2021	09/29/2021	33191272	85.60
AT7	13660003	042	UT	CB	01/01/2021	306T3656	WC	FTK9767	M	JENNIFER WEIGHT	08/27/2021	09/29/2021	33192461	224.70
AT7	16080003001	042	UT	CB	01/01/2021	306T3656	WC	FTQ0606	E	JEREMIAH JENSEN	09/06/2021	09/29/2021	33193130	130.00
AT7	16080003001	042	UT	CB	01/01/2021	306T3656	WC	FTQ0606	M	JEREMIAH JENSEN	09/06/2021	09/29/2021	33193131	321.00
AT7	15610015003	042	UT	CB	01/01/2021	306T3656	WC	FTK7667	M	JORGE AMORALES	08/20/2021	09/29/2021	33193374	64.20
AT7	14480011023	095	UT	CM	01/01/2021	306T3656	WC	FSS6142	E	O'BRIEN JIM	05/04/2021	09/29/2021	33193484	130.00
AT7	14480011023	095	UT	CM	01/01/2021	306T3656	WC	FSS6142	M	O'BRIEN JIM	05/04/2021	09/29/2021	33193485	267.50
AT7	12940016	042	UT	CB	01/01/2021	306T3656	WC	FTQ0600	M	JAMES THOMPSON	08/06/2021	09/29/2021	33193694	192.60
AT7	16080001001	042	UT	CB	01/01/2021	306T3656	WC	FTQ1811	M	James DeGering	08/26/2021	09/29/2021	33194081	235.40
AT7	16080001001	042	UT	CB	01/01/2021	306T3656	WC	FTQ1800	E	TYLER LIVINGSTON	09/12/2021	09/29/2021	33194401	130.00
AT7	16080001001	042	UT	CB	01/01/2021	306T3656	WC	FTQ1800	M	TYLER LIVINGSTON	09/12/2021	09/29/2021	33194402	203.30
AT7	13160002	095	UT	CM	01/01/2021	306T3656	WC	FSS8436	M	SPENCER JOHN	05/18/2021	09/29/2021	33194765	107.00
AT7	10480020	042	UT	CB	01/01/2013	306T3656	WC	EZD1209	M	BRYSON CAMILLA	11/18/2013	08/04/2021	33993100	32.10
AT7	14740003	042	UT	CB	01/01/2014	306T3656	WC	E1D2222	M	PENMAN TRASE R	08/25/2014	08/04/2021	33993183	21.40
AT7	10640	042	UT	CB	01/01/2016	306T3656	WC	ESL7571	M	BATES LAURIE	01/19/2016	08/04/2021	33993375	21.40
AT7	13660003	042	UT	CB	01/01/2015	306T3656	WC	E3W2365	M	CHUCHRAN JARED A	05/30/2015	08/04/2021	33994098	74.90
AT7	14480007011	042	UT	CB	01/01/2019	306T3656	WC	FMX3723	M	JONES LAURIE	10/03/2019	08/04/2021	33996646	21.40
AT7	11460	042	UT	CB	01/01/2020	306T3656	WC	FPD1532	M	HONE BRENT	02/11/2020	08/04/2021	33996904	53.50
AT7	13500004	042	UT	CB	01/01/2020	306T3656	WC	FNR4855	M	MAY ELAINE	01/13/2020	08/04/2021	33997180	107.00
AT7	11690005	042	UT	CB	01/01/2020	306T3656	WC	FPR6237	M	GUNN KRISTI	05/05/2020	08/04/2021	33998195	96.30
AT7	16410	042	UT	CB	01/01/2020	306T3656	WC	FQM3702	M	MCDONALD CHAD	08/07/2020	08/04/2021	33998675	84.10

CSS Worker's Compensation Disbursements
Aug 2021 - Sep 2021 - By Check Number

Client Code	Organization Code	Adjusting Office	State	Claim Designator	Policy Effective Date	Policy Number	Line	Claim Number	Payment Type	Claimant Name	Loss Date	Charge Date	Check Number	Check Amount
AT7	16410	042	UT	CB	01/01/2020	306T3656	WC	FQM3702	M	MCDONALD CHAD	08/07/2020	08/04/2021	33998676	353.10
AT7	16410	042	UT	CB	01/01/2020	306T3656	WC	FQM3702	M	MCDONALD CHAD	08/07/2020	08/04/2021	33998677	1,045.40
AT7	15610004	042	UT	CB	01/01/2020	306T3656	WC	FPZ6063	M	HUNTER JED W	06/30/2020	08/04/2021	33999079	74.90
AT7	15610004	042	UT	CB	01/01/2020	306T3656	WC	FPZ6063	E	HUNTER JED W	06/30/2020	08/04/2021	33999080	2,655.00
AT7	15530004	042	UT	CB	01/01/2020	306T3656	WC	FQV6644	E	NYMAN JOANN	10/13/2020	08/04/2021	33999969	95.00
AT7	15530004	042	UT	CB	01/01/2020	306T3656	WC	FQV6644	M	NYMAN JOANN	10/13/2020	08/04/2021	33999970	149.80
AT7	14640019	042	UT	CB	01/01/2020	306T3656	WC	FQM1241	M	ALLEN BRAD R	07/11/2020	08/12/2021	67713772	(1,735.79)
AT7	14050001001	042	UT	CB	01/01/2021	306T3656	WC	FSS5707	C	WILKINSON NICHOLA	05/04/2021	08/11/2021	67729782	(272.56)
AT7	14050001001	042	UT	CB	01/01/2021	306T3656	WC	FSS5707	M	WILKINSON NICHOLA	05/04/2021	08/11/2021	67729783	(27.32)
AT7	11460	042	UT	CB	01/01/2020	306T3656	WC	FPD1532	C	HONE BRENT	02/11/2020	08/02/2021	67741704	960.00
AT7	13660003	042	UT	CB	01/01/2021	306T3656	WC	FSS6588	M	ROBERTSON TAYLOR	05/09/2021	08/02/2021	67741707	498.01
AT7	13980001	042	UT	CB	01/01/2021	306T3656	WC	FTA9068	C	THOMPSON JODI	07/12/2021	08/02/2021	67741708	706.00
AT7	10610006	042	UT	CB	01/01/2021	306T3656	WC	FTK1113	C	MCWILLIAMS SHAUN	07/10/2021	08/02/2021	67741709	1,000.00
AT7	11460	042	UT	CB	01/01/2020	306T3656	WC	FPD1532	E	HONE BRENT	02/11/2020	08/02/2021	67742368	19.90
AT7	11770	042	UT	CB	01/01/2018	306T3656	WC	A3C1892	C	STEELE DENNIS	09/15/2018	08/03/2021	67742453	1,494.00
AT7	15530004	042	UT	CB	01/01/2020	306T3656	WC	FQV6644	C	NYMAN JOANN	10/13/2020	08/03/2021	67742456	1,000.00
AT7	14480022030	042	UT	CB	01/01/2021	306T3656	WC	FSJ6711	M	RICHARDSON JOSEPH	03/16/2021	08/04/2021	67743130	110.00
AT7	12360003	095	UT	CM	01/01/2021	306T3656	WC	FTK1993	M	CINDY LOPEZ	07/26/2021	08/04/2021	67743170	53.89
AT7	16140003	042	UT	CB	01/01/2021	306T3656	WC	FSS0753	M	NELSON JEREMY M	04/07/2021	08/04/2021	67744133	104.54
AT7	14050007	042	UT	CB	01/01/2012	306T3656	WC	ESS4780	E	KEETCH SHELLIE B	03/25/2012	08/04/2021	67744143	500.00
AT7	14190007	042	UT	CB	01/01/2015	306T3656	WC	E2P3959	M	COBB CALVIN	02/04/2015	08/04/2021	67744145	136.00
AT7	12230002007	042	UT	CB	01/01/2021	306T3656	WC	FTA0416	M	TESEN EDWARD	05/24/2021	08/04/2021	67744154	580.95
AT7	13070002	095	UT	CM	01/01/2021	306T3656	WC	FSS6894	M	MOWER ANTHONY J	05/10/2021	08/04/2021	67744230	70.91
AT7	14480007011	042	UT	CB	01/01/2019	306T3656	WC	FMX3723	M	JONES LAURIE	10/03/2019	08/04/2021	67744351	114.58
AT7	15320023	042	UT	CB	01/01/2021	306T3656	WC	FSS8030	M	JOHNSON KAREN	05/14/2021	08/04/2021	67744351	118.69
AT7	11200004	042	UT	CB	01/01/2021	306T3656	WC	FTA0846	M	EVANS MATTHEW	06/01/2021	08/04/2021	67744672	1,802.12
AT7	17750	042	UT	CB	01/01/2021	306T3656	WC	FSS3108	M	STEPHENSON MARK	03/16/2021	08/04/2021	67744745	1,071.00
AT7	17950	042	UT	CB	01/01/2021	306T3656	WC	FTA4034	M	STEWART KEVIN	06/10/2021	08/04/2021	67744771	81.20
AT7	16080003004	095	UT	CM	01/01/2021	306T3656	WC	FRU9197	M	QUINTANA HENRY	02/10/2021	08/04/2021	67744772	81.20
AT7	14050001	042	UT	CB	01/01/2017	306T3656	WC	E9A2530	M	VERNON JARED L	01/09/2017	08/04/2021	67744773	182.97
AT7	16080001003	095	UT	CM	01/01/2021	306T3656	WC	FTK0308	M	SEAN BRASS	07/05/2021	08/04/2021	67744774	15.66
AT7	14640024	042	UT	CB	01/01/2021	306T3656	WC	FRU7752	M	SABEY CHRIS C	02/03/2021	08/04/2021	67744867	924.01
AT7	13660003	042	UT	CB	01/01/2015	306T3656	WC	E3W2365	E	CHUCHRAN JARED A	05/30/2015	08/04/2021	67744902	23.60
AT7	13870004	042	UT	CB	01/01/2016	306T3656	WC	E7W6516	M	LINDSAY SHERRIE	10/10/2016	08/04/2021	67744965	29.31
AT7	14390002	042	UT	CB	01/01/2021	306T3656	WC	FTA4201	M	HADLOCK NICOLE	06/15/2021	08/04/2021	67744971	7,235.06
AT7	14660002	095	UT	CM	01/01/2021	306T3656	WC	FTA5694	M	RILEY ELTON	06/22/2021	08/04/2021	67745016	1,650.84
AT7	14050003005	042	UT	CB	01/01/2021	306T3656	WC	FTA8310	M	MITCHELL BRENT	07/07/2021	08/04/2021	67745190	297.15
AT7	16110211	042	UT	CB	01/01/2021	306T3656	WC	FSS2073	M	MCDANIEL DAVID L	04/15/2021	08/04/2021	67745241	15,420.78
AT7	12230004019	042	UT	CB	01/01/2021	306T3656	WC	FRU7894	M	COOK DARIN	02/03/2021	08/04/2021	67745246	555.75

**CSS Worker's Compensation Disbursements
Aug 2021 - Sep 2021 - By Check Number**

Client Code	Organization Code	Adjusting Office	State	Claim Designator	Policy Effective Date	Policy Number	Line	Claim Number	Payment Type	Claimant Name	Loss Date	Charge Date	Check Number	Check Amount
AT7	12230002007	042	UT	CB	01/01/2021	306T3656	WC	FTA0416	M	TESEN EDWARD	05/24/2021	08/04/2021	67745283	212.00
AT7	13060001	042	UT	CB	01/01/2020	306T3656	WC	FRP9349	M	OLSEN JEFFERY S	12/16/2020	08/04/2021	67745284	342.79
AT7	13660003	042	UT	CB	01/01/2019	306T3656	WC	FKV3457	M	DALTON DEREK	02/08/2019	08/04/2021	67745296	319.46
AT7	17750	042	UT	CB	01/01/2021	306T3656	WC	FSS3108	M	STEPHENSON MARK	03/16/2021	08/04/2021	67745297	47,201.41
AT7	11490	042	UT	CB	01/01/1993	306T4813	WC	A4J6454	M	SHELTON JACQUE A	08/08/1993	08/04/2021	67745299	190.96
AT7	15320023	042	UT	CB	01/01/2021	306T3656	WC	FSS8030	M	JOHNSON KAREN	05/14/2021	08/04/2021	67745324	318.60
AT7	11040	042	UT	CB	01/01/2021	306T3656	WC	FSJ4776	M	MCCARTY NICKOLE	03/02/2021	08/04/2021	67745337	95.68
AT7	10600	042	UT	CB	01/01/2020	306T3656	WC	FRU0892	M	JENSEN STEWART	12/29/2020	08/04/2021	67745351	1,118.39
AT7	10640	042	UT	CB	01/01/2015	306T3656	WC	E3W4470	M	ROBINSON LYNNETTE	07/14/2015	08/04/2021	67745352	164.54
AT7	11460	042	UT	CB	01/01/2020	306T3656	WC	FPD1532	M	HONE BRENT	02/11/2020	08/04/2021	67745352	227.59
AT7	13980005	042	UT	CB	01/01/2020	306T3656	WC	FPD4243	M	MAYBERRY SHANE	02/21/2020	08/04/2021	67745352	57.94
AT7	14480007011	042	UT	CB	01/01/2021	306T3656	WC	FSJ3387	M	NGUYEN LE	03/02/2021	08/04/2021	67745352	131.10
AT7	16690019	042	UT	CB	01/01/2021	306T3656	WC	FSJ9843	M	PERKINS GLENNARAE	04/02/2021	08/04/2021	67745352	319.46
AT7	15520	042	UT	CB	01/01/2021	306T3656	WC	FTA6034	M	HANNIFIN TIMOTHY	06/25/2021	08/04/2021	67745352	71.33
AT7	15610015003	042	UT	CB	01/01/2021	306T3656	WC	FTA7023	M	ADAMS ZACHARY K	06/30/2021	08/04/2021	67745352	1,256.00
AT7	16080003004	095	UT	CM	01/01/2021	306T3656	WC	FTA0864	M	THO TUA	05/27/2021	08/04/2021	67745353	109.54
AT7	16080001003	042	UT	CB	01/01/2021	306T3656	WC	FSS8238	M	BEVAN JENNIFER	05/18/2021	08/04/2021	67745355	118.64
AT7	14640024	042	UT	CB	01/01/2021	306T3656	WC	FRU7752	M	SABEY CHRIS C	02/03/2021	08/04/2021	67745356	187.20
AT7	14480007012	042	UT	CB	01/01/2020	306T3656	WC	FQV9028	M	ROBINSON ZAC	10/21/2020	08/04/2021	67745357	96.29
AT7	14050001001	042	UT	CB	01/01/2021	306T3656	WC	FSS5707	M	WILKINSON NICHOLA	05/04/2021	08/04/2021	67745358	1,035.65
AT7	14390002	042	UT	CB	01/01/2021	306T3656	WC	FTA4201	M	HADLOCK NICOLE	06/15/2021	08/04/2021	67745359	267.80
AT7	14680008	095	UT	CM	01/01/2021	306T3656	WC	FTA1529	M	DAVE JORDAN	05/31/2021	08/04/2021	67745360	70.91
AT7	14580010	095	UT	CM	01/01/2021	306T3656	WC	FSS1511	M	PUMMELL KEVIN	03/30/2021	08/04/2021	67745361	61.52
AT7	11560003	042	UT	CB	01/01/2021	306T3656	WC	FRU8588	M	CREEK KELSIE	02/05/2021	08/04/2021	67745362	70.91
AT7	15530004	042	UT	CB	01/01/2020	306T3656	WC	FQV6644	M	NYMAN JOANN	10/13/2020	08/04/2021	67745363	70.91
AT7	13660003	042	UT	CB	01/01/2021	306T3656	WC	FSS6588	M	ROBERTSON TAYLOR	05/09/2021	08/04/2021	67745364	117.45
AT7	16080001001	042	UT	CB	01/01/2021	306T3656	WC	FSJ0221	M	LATHEN WESLEY	02/15/2021	08/04/2021	67745368	270.18
AT7	16080001003	042	UT	CB	01/01/2021	306T3656	WC	FTA1104	M	WEBB ADAM	05/24/2021	08/04/2021	67745369	82.65
AT7	16110510	042	UT	CB	01/01/2017	306T3656	WC	FBG6523	M	HUMPHRIES JANAE	11/28/2017	08/04/2021	67745375	43.94
AT7	11690005	042	UT	CB	01/01/2020	306T3656	WC	FPR6237	E	GUNN KRISTI	05/05/2020	08/04/2021	67745380	18.13
AT7	14480022034	095	UT	CM	01/01/2021	306T3656	WC	FSS6984	M	COREY CLUFF	05/08/2021	08/04/2021	67745394	648.00
AT7	11640002	095	UT	CM	01/01/2021	306T3656	WC	FSS7010	M	POWERS BRAYDEN	05/08/2021	08/04/2021	67745395	63.96
AT7	14680008	042	UT	CB	01/01/2017	306T3656	WC	E9A5947	M	DAVIS GLENN	02/16/2017	08/04/2021	67745396	401.68
AT7	13980007	042	UT	CB	01/01/2021	306T3656	WC	FSS5718	M	COATES JENNY	05/03/2021	08/04/2021	67745396	143.52
AT7	16110211	042	UT	CB	01/01/2021	306T3656	WC	FSS8679	M	IVERSON DOUGLAS J	05/19/2021	08/04/2021	67745396	10.88
AT7	16110211	095	UT	CM	01/01/2021	306T3656	WC	FSS8038	M	CHRISTIAN BURKELE	05/13/2021	08/04/2021	67745397	174.00
AT7	14480022042	095	UT	CM	01/01/2021	306T3656	WC	FTA8395	M	TINDALL JAMES	07/06/2021	08/04/2021	67745397	159.50
AT7	16110211	042	UT	CB	01/01/2021	306T3656	WC	FSS8679	M	IVERSON DOUGLAS J	05/19/2021	08/04/2021	67745398	2,121.73
AT7	13660003	042	UT	CB	01/01/2019	306T3656	WC	FKV3457	M	DALTON DEREK	02/08/2019	08/04/2021	67745399	82.36

CSS Worker's Compensation Disbursements
Aug 2021 - Sep 2021 - By Check Number

Client Code	Organization Code	Adjusting Office	State	Claim Designator	Policy Effective Date	Policy Number	Line	Claim Number	Payment Type	Claimant Name	Loss Date	Charge Date	Check Number	Check Amount
AT7	13750003	042	UT	CB	01/01/2020	306T3656	WC	FRU1857	M	MATTSON JUSTIN	12/28/2020	08/04/2021	67745399	30.16
AT7	14480007010	042	UT	CB	01/01/2021	306T3656	WC	FTA8379	M	TY VAN NOSDOL	06/08/2021	08/04/2021	67745400	127.26
AT7	16110211	095	UT	CM	01/01/2021	306T3656	WC	FSS0004	M	SLACK DAVID S	04/05/2021	08/04/2021	67745402	88.62
AT7	15320001	095	UT	CM	01/01/2021	306T3656	WC	FTA5160	M	BRANDON ALUCAS	06/21/2021	08/04/2021	67745403	169.68
AT7	16110413	095	UT	CM	01/01/2021	306T3656	WC	FTA8515	M	DILLON MCHAMBERLA	07/08/2021	08/04/2021	67745404	169.68
AT7	16110220	095	UT	CM	01/01/2021	306T3656	WC	FTA9170	M	NICHOLAS JPETERSO	07/12/2021	08/04/2021	67745405	217.14
AT7	10750007	095	UT	CM	01/01/2021	306T3656	WC	FTK0005	M	CONNOR DELAND	07/14/2021	08/04/2021	67745406	169.68
AT7	14740003	095	UT	CM	01/01/2021	306T3656	WC	FTK0449	M	KOLT DOUGLAS	07/12/2021	08/04/2021	67745406	284.58
AT7	14500004	042	UT	CB	01/01/2021	306T3656	WC	FTA4277	M	OVARD LES V	06/08/2021	08/04/2021	67745407	88.62
AT7	11690013	095	UT	CM	01/01/2021	306T3656	WC	FTA2121	M	LARSEN MICHAEL	06/03/2021	08/04/2021	67745408	88.62
AT7	14480001	095	UT	CM	01/01/2021	306T3656	WC	FTA6915	M	LEWIS KATHERINE	06/28/2021	08/04/2021	67745409	118.16
AT7	15320023	042	UT	CB	01/01/2021	306T3656	WC	FSS8030	M	JOHNSON KAREN	05/14/2021	08/04/2021	67745410	552.29
AT7	14680007	042	UT	CB	01/01/2020	306T3656	WC	FPD3547	M	SHUMWAY HUNTER	01/03/2020	08/04/2021	67745411	304.95
AT7	13660003	042	UT	CB	01/01/2021	306T3656	WC	FSJ1480	M	WALDRON BRANDON	02/05/2021	08/04/2021	67745412	2,022.18
AT7	11740	042	UT	CB	01/01/1999	306T4813	WC	A4J8127	C	DALLEY RAWLAND	05/28/1999	08/04/2021	67745490	908.00
AT7	13500003	042	UT	CB	01/01/2020	306T3656	WC	FQM1044	C	CARDENAS CARMEN	07/22/2020	08/05/2021	67745622	1,154.00
AT7	16080001003	042	UT	CB	01/01/2021	306T3656	WC	FRU3688	C	PARK ADAM	01/14/2021	08/06/2021	67746271	29,665.00
AT7	13260	042	UT	CB	01/01/2019	306T3656	WC	FMP1766	M	MYERS LAURA	08/19/2019	08/06/2021	67746398	69.58
AT7	14480007011	042	UT	CB	01/01/2019	306T3656	WC	FMX3723	C	JONES LAURIE	10/03/2019	08/09/2021	67747218	1,252.00
AT7	15320023	042	UT	CB	01/01/2021	306T3656	WC	FSS8030	C	JOHNSON KAREN	05/14/2021	08/09/2021	67747225	738.00
AT7	10540	042	UT	CB	01/01/2021	306T3656	WC	FSS4142	C	SMITH SETH W	04/15/2021	08/10/2021	67747973	938.00
AT7	15610015003	042	UT	CB	01/01/2021	306T3656	WC	FTA7023	C	ADAMS ZACHARY K	06/30/2021	08/10/2021	67747974	681.44
AT7	15320023	042	UT	CB	01/01/2021	306T3656	WC	FSS8030	M	JOHNSON KAREN	05/14/2021	08/10/2021	67748632	122.38
AT7	11860	095	UT	CM	01/01/2021	306T3656	WC	FSS1478	M	LOW JUSTIN	04/07/2021	08/10/2021	67748633	111.36
AT7	11490015	042	UT	CB	01/01/2019	306T3656	WC	FMX3174	C	CAMUNEZ DAVID	09/18/2019	08/11/2021	67748728	1,031.90
AT7	15610004	042	UT	CB	01/01/2020	306T3656	WC	FPZ6063	C	HUNTER JED W	06/30/2020	08/11/2021	67748729	84.04
AT7	11200004	042	UT	CB	01/01/2021	306T3656	WC	FTA0846	C	EVANS MATTHEW	06/01/2021	08/11/2021	67748734	1,860.00
AT7	11690005	042	UT	CB	01/01/2020	306T3656	WC	FPR6237	E	GUNN KRISTI	05/05/2020	08/11/2021	67749664	24.25
AT7	16140003	042	UT	CB	01/01/2021	306T3656	WC	FSS0753	M	NELSON JEREMY M	04/07/2021	08/11/2021	67749703	221.57
AT7	12230002007	042	UT	CB	01/01/2021	306T3656	WC	FTA0416	M	TESEN EDWARD	05/24/2021	08/11/2021	67749730	117.45
AT7	16110510	042	UT	CB	01/01/2017	306T3656	WC	FBG6523	M	HUMPHRIES JANAE	11/28/2017	08/11/2021	67749829	83.22
AT7	14740003	042	UT	CB	01/01/2021	306T3656	WC	FTA3397	M	OBRAY TANNER	06/11/2021	08/11/2021	67749902	30.12
AT7	11860	042	UT	CB	01/01/2011	306T3656	WC	EPU2290	M	WOOD SAMUEL J	06/16/2011	08/11/2021	67749936	70.91
AT7	14190017	042	UT	CB	01/01/2021	306T3656	WC	FTA8041	M	LIDDELL LISA	07/02/2021	08/11/2021	67749996	87.24
AT7	10610005	042	UT	CB	01/01/2021	306T3656	WC	FSS6088	M	JACKSON BURKE A	04/22/2021	08/11/2021	67750340	151.82
AT7	16080001005	042	UT	CB	01/01/2021	306T3656	WC	FSJ9409	M	LAJEUNESSE MATTHE	03/30/2021	08/11/2021	67750342	152.88
AT7	14640012	042	UT	CB	01/01/2021	306T3656	WC	FTA9932	M	AMARIA SCOVIL	07/12/2021	08/11/2021	67750538	345.60
AT7	16080001005	042	UT	CB	01/01/2021	306T3656	WC	FSS8253	M	ZOE FEDDERSON	05/18/2021	08/11/2021	67750566	3,657.57
AT7	13900	042	UT	CB	01/01/2021	306T3656	WC	FSJ3306	M	BERRYHILL LORRAIN	03/02/2021	08/11/2021	67750570	15.19

CSS Worker's Compensation Disbursements
Aug 2021 - Sep 2021 - By Check Number

Client Code	Organization Code	Adjusting Office	State	Claim Designator	Policy Effective Date	Policy Number	Line	Claim Number	Payment Type	Claimant Name	Loss Date	Charge Date	Check Number	Check Amount
AT7	10540	042	UT	CB	01/01/2021	306T3656	WC	FSS4142	M	SMITH SETH W	04/15/2021	08/11/2021	67750570	88.64
AT7	13160001	042	UT	CB	01/01/2019	306T3656	WC	FKN5056	M	LYNCH KEVIN S	01/04/2019	08/11/2021	67750606	120.48
AT7	14260001	042	UT	CB	01/01/2020	306T3656	WC	FRP3589	M	KITCH LINDA	11/17/2020	08/11/2021	67750648	42.43
AT7	14050003005	042	UT	CB	01/01/2021	306T3656	WC	FTA8310	M	MITCHELL BRENT	07/07/2021	08/11/2021	67750778	78.65
AT7	12230004019	042	UT	CB	01/01/2021	306T3656	WC	FRU7894	M	COOK DARIN	02/03/2021	08/11/2021	67750832	111.15
AT7	17080	042	UT	CB	01/01/2021	306T3656	WC	FTA3715	M	PARRISH GREG	06/03/2021	08/11/2021	67750850	1,411.20
AT7	12230002007	042	UT	CB	01/01/2021	306T3656	WC	FTA0416	M	TESEN EDWARD	05/24/2021	08/11/2021	67750864	88.95
AT7	12360003	095	UT	CM	01/01/2021	306T3656	WC	FTK1993	M	LOPEZ CINDY	07/26/2021	08/11/2021	67750874	397.69
AT7	11490022003	042	UT	CB	01/01/2020	306T3656	WC	FRP7722	M	MOSHER HALEY	12/06/2020	08/11/2021	67750880	113.00
AT7	15320023	042	UT	CB	01/01/2021	306T3656	WC	FSS8030	M	JOHNSON KAREN	05/14/2021	08/11/2021	67750898	160.65
AT7	10640	042	UT	CB	01/01/2015	306T3656	WC	E3W4470	M	ROBINSON LYNNETTE	07/14/2015	08/11/2021	67750933	227.59
AT7	14480022034	042	UT	CB	01/01/2017	306T3656	WC	FAE5939	M	KOHLER TALON	07/08/2017	08/11/2021	67750933	132.79
AT7	14640024	042	UT	CB	01/01/2021	306T3656	WC	FRU7752	M	SABEY CHRIS C	02/03/2021	08/11/2021	67750933	53.10
AT7	15610015003	042	UT	CB	01/01/2021	306T3656	WC	FTA7023	M	ADAMS ZACHARY K	06/30/2021	08/11/2021	67750933	187.14
AT7	16110211	042	UT	CB	01/01/2021	306T3656	WC	FTK0277	M	GRACIA LIONEL R	07/16/2021	08/11/2021	67750933	204.47
AT7	14640024	042	UT	CB	01/01/2021	306T3656	WC	FRU7752	M	SABEY CHRIS C	02/03/2021	08/11/2021	67750935	97.20
AT7	15610015003	042	UT	CB	01/01/2021	306T3656	WC	FTA7023	M	ADAMS ZACHARY K	06/30/2021	08/11/2021	67750936	158.18
AT7	11490021	042	UT	CB	01/01/2020	306T3656	WC	FRP1340	M	WYATT BRENDA	11/03/2020	08/11/2021	67750937	100.94
AT7	14190017	042	UT	CB	01/01/2021	306T3656	WC	FTA8041	M	LIDDELL LISA	07/02/2021	08/11/2021	67750938	2,355.72
AT7	14190017	042	UT	CB	01/01/2021	306T3656	WC	FTA8041	M	LIDDELL LISA	07/02/2021	08/11/2021	67750939	1,240.43
AT7	10610006	042	UT	CB	01/01/2021	306T3656	WC	FTK1113	M	MCWILLIAMS SHAUN	07/10/2021	08/11/2021	67750940	70.90
AT7	16110413	042	UT	CB	01/01/2021	306T3656	WC	FSS2261	M	LIRA ANTHONY J	04/15/2021	08/11/2021	67750941	353.58
AT7	16110211	042	UT	CB	01/01/2021	306T3656	WC	FSS8679	M	IVERSON DOUGLAS J	05/19/2021	08/11/2021	67750941	120.67
AT7	13980003	095	UT	CM	01/01/2021	306T3656	WC	FSS0982	M	WILLS JAMES	04/08/2021	08/11/2021	67750942	21.50
AT7	16110561	095	UT	CM	01/01/2021	306T3656	WC	FSS6832	M	DESMOND REBEKAH J	05/08/2021	08/11/2021	67750942	99.82
AT7	17310003	095	UT	CM	01/01/2021	306T3656	WC	FSS7417	M	PULLMAN RICHARD K	05/12/2021	08/11/2021	67750942	59.92
AT7	13020007	095	UT	CM	01/01/2021	306T3656	WC	FSS7648	M	CORY FENTON	04/17/2021	08/11/2021	67750942	99.82
AT7	12810003	095	UT	CM	01/01/2021	306T3656	WC	FSJ9417	M	MARQUEZ CHRISTOPH	03/29/2021	08/11/2021	67750943	42.43
AT7	16080001005	042	UT	CB	01/01/2021	306T3656	WC	FSJ4797	M	ALLEN CATHERINE	02/19/2021	08/11/2021	67750945	316.78
AT7	17080	042	UT	CB	01/01/2021	306T3656	WC	FTA3715	M	PARRISH GREG	06/03/2021	08/11/2021	67750945	82.65
AT7	16080001003	095	UT	CM	01/01/2021	306T3656	WC	FTA0728	M	NIELSEN THOMAS	05/16/2021	08/11/2021	67750946	85.50
AT7	16080003004	095	UT	CM	01/01/2021	306T3656	WC	FTA4069	M	WHEELER HIRAM	05/23/2021	08/11/2021	67750946	85.50
AT7	16110510	042	UT	CB	01/01/2017	306T3656	WC	FBG6523	M	HUMPHRIES JANAE	11/28/2017	08/11/2021	67750950	43.94
AT7	13030	042	UT	CB	01/01/2019	306T3656	WC	FLX7388	M	PLEDGER BARBARA	06/26/2019	08/11/2021	67750966	66.56
AT7	11030003	042	UT	CB	01/01/2021	306T3656	WC	FSJ9109	M	HARRIS ANDREW D	03/30/2021	08/11/2021	67750966	48.72
AT7	12600004	042	UT	CB	01/01/2021	306T3656	WC	FSS9274	M	WARD SHANE E	05/22/2021	08/11/2021	67750966	35.96
AT7	11200004	042	UT	CB	01/01/2021	306T3656	WC	FTA0846	M	EVANS MATTHEW	06/01/2021	08/11/2021	67750966	116.00
AT7	14050001001	042	UT	CB	01/01/2021	306T3656	WC	FTA7813	M	CRNICH ANDY S	07/02/2021	08/11/2021	67750966	115.44
AT7	13980001	042	UT	CB	01/01/2021	306T3656	WC	FTA9068	M	THOMPSON JODI	07/12/2021	08/11/2021	67750966	259.28

CSS Worker's Compensation Disbursements
Aug 2021 - Sep 2021 - By Check Number

Client Code	Organization Code	Adjusting Office	State	Claim Designator	Policy Effective Date	Policy Number	Line	Claim Number	Payment Type	Claimant Name	Loss Date	Charge Date	Check Number	Check Amount
AT7	13660003	042	UT	CB	01/01/2021	306T3656	WC	FSJ1480	M	WALDRON BRANDON	02/05/2021	08/11/2021	67750967	111.36
AT7	15320023	042	UT	CB	01/01/2021	306T3656	WC	FSS8030	M	JOHNSON KAREN	05/14/2021	08/11/2021	67750967	38.28
AT7	12600004	042	UT	CB	01/01/2021	306T3656	WC	FSS9274	M	WARD SHANE E	05/22/2021	08/11/2021	67750967	14.50
AT7	16080001005	042	UT	CB	01/01/2021	306T3656	WC	FTA2856	M	DANIEL DONLEVY	06/10/2021	08/11/2021	67750967	15.08
AT7	14050001001	042	UT	CB	01/01/2021	306T3656	WC	FTA7813	M	CRNICH ANDY S	07/02/2021	08/11/2021	67750967	533.02
AT7	14050001001	042	UT	CB	01/01/2021	306T3656	WC	FTA7813	M	CRNICH ANDY S	07/02/2021	08/11/2021	67750968	146.16
AT7	16080001005	042	UT	CB	01/01/2021	306T3656	WC	FTA2856	M	DANIEL DONLEVY	06/10/2021	08/11/2021	67750969	3,119.29
AT7	14050001001	042	UT	CB	01/01/2021	306T3656	WC	FTA7813	M	CRNICH ANDY S	07/02/2021	08/11/2021	67750969	111,369.84
AT7	17310002	042	UT	CB	01/01/2020	306T3656	WC	FRP3300	M	HOBBS WILLIAM	11/13/2020	08/11/2021	67750970	127.00
AT7	14740002	095	UT	CM	01/01/2021	306T3656	WC	FTA9284	M	LOVE BENJAMIN	07/05/2021	08/11/2021	67750971	37.96
AT7	16110500	095	UT	CM	01/01/2021	306T3656	WC	FTK0541	M	MARY ESEGMILLER	07/16/2021	08/11/2021	67750972	226.52
AT7	10750005	095	UT	CM	01/01/2021	306T3656	WC	FTK0739	M	ADDISON RODRIGUEZ	07/20/2021	08/11/2021	67750973	226.52
AT7	16690019	095	UT	CM	01/01/2021	306T3656	WC	FSJ0259	M	WOOD MADISON	02/14/2021	08/11/2021	67750974	207.93
AT7	11030001	095	UT	CM	01/01/2021	306T3656	WC	FSS9895	M	CHEEVER SUSAN	05/17/2021	08/11/2021	67750974	128.64
AT7	17310002	095	UT	CM	01/01/2021	306T3656	WC	FTK1203	M	KEVIN UNGERER	07/01/2021	08/11/2021	67750975	118.16
AT7	14050001004	095	UT	CM	01/01/2021	306T3656	WC	FTA9418	M	JAREN O'DRISCOLL	07/10/2021	08/11/2021	67750976	895.47
AT7	11910002	042	UT	CB	01/01/2021	306T3656	WC	FTA9766	M	NICHOLAS TOBLER	07/15/2021	08/11/2021	67750977	389.89
AT7	11830011	042	UT	CB	01/01/2017	306T3656	WC	E9A2052	C	COX STEVEN W	01/03/2017	08/11/2021	67751046	458.48
AT7	10610006	042	UT	CB	01/01/2021	306T3656	WC	FTK1113	C	MCWILLIAMS SHAUN	07/10/2021	08/12/2021	67751210	1,214.84
AT7	13500004	042	UT	CB	01/01/2020	306T3656	WC	FNR4855	E	MAY ELAINE	01/13/2020	08/12/2021	67751639	773.54
AT7	14050007	042	UT	CB	01/01/2012	306T3656	WC	ESS4780	E	KEETCH SHELLIE B	03/25/2012	08/12/2021	67751640	176.00
AT7	11640005	042	UT	CB	01/01/2018	306T3656	WC	FCJ4676	E	HATCH MICHAEL J	03/28/2018	08/12/2021	67751641	816.00
AT7	14480022030	042	UT	CB	01/01/2021	306T3656	WC	FSJ6711	M	RICHARDSON JOSEPH	03/16/2021	08/12/2021	67751702	550.00
AT7	11640006	042	UT	CB	01/01/2020	306T3656	WC	FQV0946	M	MOSS JORDAN	09/03/2020	08/12/2021	67751710	5,733.14
AT7	16110211	042	UT	CB	01/01/2021	306T3656	WC	FSS2073	M	MCDANIEL DAVID L	04/15/2021	08/13/2021	67751764	316.96
AT7	11520	042	UT	CB	01/01/2021	306T3656	WC	FTA5885	M	NELSON GREG	06/23/2021	08/13/2021	67751765	136.08
AT7	16110211	042	UT	CB	01/01/2021	306T3656	WC	FTK0277	C	GRACIA LIONEL R	07/16/2021	08/13/2021	67751766	2,006.00
AT7	11740	042	UT	CB	01/01/2019	306T3656	WC	FNR1570	E	HATHAWAY ANTHONY	12/30/2019	08/13/2021	67752329	634.78
AT7	16110211	042	UT	CB	01/01/2020	306T3656	WC	FQV6956	M	SPRAGG CURTIS A	10/13/2020	08/13/2021	67752440	112.52
AT7	11460	042	UT	CB	01/01/2020	306T3656	WC	FPD1532	C	HONE BRENT	02/11/2020	08/16/2021	67752508	960.00
AT7	13980001	042	UT	CB	01/01/2021	306T3656	WC	FTA9068	C	THOMPSON JODI	07/12/2021	08/16/2021	67752511	706.00
AT7	16080001003	042	UT	CB	01/01/2021	306T3656	WC	FTK3625	C	GORDON O'HARRA	07/15/2021	08/16/2021	67752512	593.11
AT7	16360	042	UT	CB	01/01/2020	306T3656	WC	FPZ2981	M	WOODWARD COLLEEN	06/16/2020	08/16/2021	67753208	94.48
AT7	11770	042	UT	CB	01/01/2018	306T3656	WC	A3C1892	C	STEELE DENNIS	09/15/2018	08/17/2021	67753279	1,494.00
AT7	15530004	042	UT	CB	01/01/2020	306T3656	WC	FQV6644	C	NYMAN JOANN	10/13/2020	08/17/2021	67753281	1,000.00
AT7	14640019	042	UT	CB	01/01/2020	306T3656	WC	FQM1241	M	ALLEN BRAD R	07/11/2020	08/17/2021	67753982	3,471.58
AT7	14050007	042	UT	CB	01/01/2012	306T3656	WC	ESS4780	M	KEETCH SHELLIE B	03/25/2012	08/18/2021	67754055	65,669.00
AT7	11520	042	UT	CB	01/01/2021	306T3656	WC	FTA5885	C	NELSON GREG	06/23/2021	08/18/2021	67754059	1,001.18
AT7	12230002007	042	UT	CB	01/01/2021	306T3656	WC	FTA0416	M	TESEN EDWARD	05/24/2021	08/18/2021	67755038	114.30

CSS Worker's Compensation Disbursements
Aug 2021 - Sep 2021 - By Check Number

Client Code	Organization Code	Adjusting Office	State	Claim Designator	Policy Effective Date	Policy Number	Line	Claim Number	Payment Type	Claimant Name	Loss Date	Charge Date	Check Number	Check Amount
AT7	14190017	042	UT	CB	01/01/2021	306T3656	WC	FTA8041	M	LIDDELL LISA	07/02/2021	08/18/2021	67755170	985.98
AT7	14740003	042	UT	CB	01/01/2021	306T3656	WC	FTA3397	M	OBRAY TANNER	06/11/2021	08/18/2021	67755229	232.96
AT7	11860	042	UT	CB	01/01/2011	306T3656	WC	EPJ2290	M	WOOD SAMUEL J	06/16/2011	08/18/2021	67755253	556.73
AT7	11450	042	UT	CB	01/01/2020	306T3656	WC	FPR7119	M	PHILLIPS JOHN	05/12/2020	08/18/2021	67755253	70.90
AT7	15320023	042	UT	CB	01/01/2021	306T3656	WC	FSS8030	M	JOHNSON KAREN	05/14/2021	08/18/2021	67755253	70.91
AT7	12810007	042	UT	CB	01/01/2020	306T3656	WC	FSJ6005	M	STAKER COLE	06/18/2020	08/18/2021	67755703	185.95
AT7	16080002001	042	UT	CB	01/01/2021	306T3656	WC	FTK0467	M	NICOLE SNELSON	05/04/2021	08/18/2021	67755705	124.88
AT7	16080003004	095	UT	CM	01/01/2021	306T3656	WC	FTA0864	M	THO TUA	05/27/2021	08/18/2021	67755706	124.88
AT7	16080001005	095	UT	CM	01/01/2021	306T3656	WC	FTA1308	M	POULOS MICHLE	06/01/2021	08/18/2021	67755706	162.40
AT7	16080001003	095	UT	CM	01/01/2021	306T3656	WC	FTK0308	M	BRASS SEAN	07/05/2021	08/18/2021	67755706	206.08
AT7	16080001003	095	UT	CM	01/01/2021	306T3656	WC	FTK3697	M	AARON WOOD	07/20/2021	08/18/2021	67755706	81.20
AT7	16080001005	095	UT	CM	01/01/2021	306T3656	WC	FTA1308	M	POULOS MICHLE	06/01/2021	08/18/2021	67755707	183.50
AT7	13980005	042	UT	CB	01/01/2020	306T3656	WC	FPD4247	M	SHELLEY AUSTIN	02/21/2020	08/18/2021	67755727	81.28
AT7	15610015003	042	UT	CB	01/01/2021	306T3656	WC	FTA7023	M	ADAMS ZACHARY K	06/30/2021	08/18/2021	67755795	154.04
AT7	13900	042	UT	CB	01/01/2021	306T3656	WC	FSJ3306	M	BERRYHILL LORRAIN	03/02/2021	08/18/2021	67755908	12.53
AT7	10480009	095	UT	CM	01/01/2021	306T3656	WC	FTK0436	M	TODD LAURITSEN	07/08/2021	08/18/2021	67755909	53.92
AT7	15610004	042	UT	CB	01/01/2020	306T3656	WC	FPZ6063	M	HUNTER JED W	06/30/2020	08/18/2021	67755911	43.77
AT7	12230004019	042	UT	CB	01/01/2021	306T3656	WC	FRU7894	M	COOK DARIN	02/03/2021	08/18/2021	67756172	222.30
AT7	13660003	042	UT	CB	01/01/2015	306T3656	WC	E3W2365	M	CHUCHRAN JARED A	05/30/2015	08/18/2021	67756189	105.23
AT7	13650003	095	UT	CM	01/01/2021	306T3656	WC	FTA8157	M	RUSSELL WOODLAND	07/06/2021	08/18/2021	67756214	114.53
AT7	15320023	042	UT	CB	01/01/2021	306T3656	WC	FSS8030	M	JOHNSON KAREN	05/14/2021	08/18/2021	67756241	111.15
AT7	14480022030	042	UT	CB	01/01/2020	306T3656	WC	FQM9200	M	THORPE BRITTNEY	09/03/2020	08/18/2021	67756270	88.74
AT7	16690019	042	UT	CB	01/01/2021	306T3656	WC	FSJ9843	M	PERKINS GLENNARAE	04/02/2021	08/18/2021	67756270	75.43
AT7	10540	042	UT	CB	01/01/2021	306T3656	WC	FSS4142	M	SMITH SETH W	04/15/2021	08/18/2021	67756270	204.47
AT7	15520	042	UT	CB	01/01/2021	306T3656	WC	FTA6034	M	HANNIFIN TIMOTHY	06/25/2021	08/18/2021	67756270	71.33
AT7	15610015003	042	UT	CB	01/01/2021	306T3656	WC	FTA7023	M	ADAMS ZACHARY K	06/30/2021	08/18/2021	67756270	11.70
AT7	13160002	095	UT	CM	01/01/2021	306T3656	WC	FSS8436	M	SPENCER JOHN	05/18/2021	08/18/2021	67756271	88.74
AT7	16080003004	095	UT	CM	01/01/2021	306T3656	WC	FTA0864	M	THO TUA	05/27/2021	08/18/2021	67756273	109.54
AT7	14640024	042	UT	CB	01/01/2021	306T3656	WC	FRU7752	M	SABEY CHRIS C	02/03/2021	08/18/2021	67756275	93.60
AT7	14580	042	UT	CB	01/01/1990	306T4813	WC	A4J7033	M	OAKS EDWIN	08/08/1990	08/18/2021	67756276	70.91
AT7	16140003	042	UT	CB	01/01/2019	306T3656	WC	FMP7200	M	RICKS CURTIS W	07/31/2019	08/18/2021	67756277	180.00
AT7	13580	042	UT	CB	01/01/2021	306T3656	WC	FRU2531	M	NAKAI RITA	01/05/2021	08/18/2021	67756278	70.91
AT7	14190012	095	UT	CM	01/01/2021	306T3656	WC	FSJ0342	M	YATES CALVIN	02/08/2021	08/18/2021	67756279	360.77
AT7	14580010	095	UT	CM	01/01/2021	306T3656	WC	FSS1511	M	PUMMELL KEVIN	03/30/2021	08/18/2021	67756280	123.04
AT7	14190012	095	UT	CM	01/01/2021	306T3656	WC	FSJ0342	M	YATES CALVIN	02/08/2021	08/18/2021	67756281	270.05
AT7	14190017	042	UT	CB	01/01/2021	306T3656	WC	FTA8041	M	LIDDELL LISA	07/02/2021	08/18/2021	67756282	175.76
AT7	14480007011	042	UT	CB	01/01/2021	306T3656	WC	FSJ3387	M	NGUYEN LE	03/02/2021	08/18/2021	67756283	117.45
AT7	14190017	042	UT	CB	01/01/2021	306T3656	WC	FTA8041	M	LIDDELL LISA	07/02/2021	08/18/2021	67756284	163.38
AT7	10610006	042	UT	CB	01/01/2021	306T3656	WC	FTK1113	M	MCWILLIAMS SHAUN	07/10/2021	08/18/2021	67756285	169.26

CSS Worker's Compensation Disbursements
Aug 2021 - Sep 2021 - By Check Number

Client Code	Organization Code	Adjusting Office	State	Claim Designator	Policy Effective Date	Policy Number	Line	Claim Number	Payment Type	Claimant Name	Loss Date	Charge Date	Check Number	Check Amount
AT7	16110211	095	UT	CM	01/01/2021	306T3656	WC	FSS8038	M	CHRISTIAN BURKELE	05/13/2021	08/18/2021	67756286	59.92
AT7	11690013	095	UT	CM	01/01/2021	306T3656	WC	FTA2121	M	LARSEN MICHAEL	06/03/2021	08/18/2021	67756286	56.20
AT7	13900	042	UT	CB	01/01/2021	306T3656	WC	FSJ3306	M	BERRYHILL LORRAIN	03/02/2021	08/18/2021	67756287	70.91
AT7	15530004	042	UT	CB	01/01/2020	306T3656	WC	FQV6644	M	NYMAN JOANN	10/13/2020	08/18/2021	67756288	189.26
AT7	13660003	042	UT	CB	01/01/2021	306T3656	WC	FSS6588	M	ROBERTSON TAYLOR	05/09/2021	08/18/2021	67756290	331.20
AT7	16080001003	042	UT	CB	01/01/2021	306T3656	WC	FRU3688	M	PARK ADAM	01/14/2021	08/18/2021	67756297	487.51
AT7	16080001005	042	UT	CB	01/01/2021	306T3656	WC	FSJ4797	M	ALLEN CATHERINE	02/19/2021	08/18/2021	67756297	654.95
AT7	17950	042	UT	CB	01/01/2021	306T3656	WC	FTA4034	M	STEWART KEVIN	06/10/2021	08/18/2021	67756297	85.50
AT7	16080002001	042	UT	CB	01/01/2021	306T3656	WC	FTK0467	M	NICOLE SNELSON	05/04/2021	08/18/2021	67756297	85.50
AT7	13660003	042	UT	CB	01/01/2021	306T3656	WC	FSJ1480	M	WALDRON BRANDON	02/05/2021	08/18/2021	67756330	449.14
AT7	14260001	042	UT	CB	01/01/2020	306T3656	WC	FRP3589	M	KITCH LINDA	11/17/2020	08/18/2021	67756331	297.48
AT7	14260008	095	UT	CM	01/01/2021	306T3656	WC	FTA9810	M	JOE RATHBONE	07/13/2021	08/18/2021	67756332	1,402.30
AT7	11910005	042	UT	CB	01/01/2011	306T3656	WC	EQX0150	M	BARLOW ROLAND J	09/19/2011	08/18/2021	67756333	116.00
AT7	14680008	042	UT	CB	01/01/2017	306T3656	WC	E9A5947	M	DAVIS GLENN	02/16/2017	08/18/2021	67756333	116.00
AT7	14050001001	042	UT	CB	01/01/2021	306T3656	WC	FTA7813	M	CRNICH ANDY S	07/02/2021	08/18/2021	67756333	1,366.95
AT7	13980001	042	UT	CB	01/01/2021	306T3656	WC	FTA9068	M	THOMPSON JODI	07/12/2021	08/18/2021	67756333	532.00
AT7	14260008	095	UT	CM	01/01/2021	306T3656	WC	FTA9810	M	JOE RATHBONE	07/13/2021	08/18/2021	67756334	15.08
AT7	16690001	042	UT	CB	01/01/2021	306T3656	WC	FTA3450	M	BATEMAN MARY	06/11/2021	08/18/2021	67756335	625.00
AT7	17870	095	UT	CM	01/01/2021	306T3656	WC	FSJ7845	M	ROCIO ESPITIA MAR	03/17/2021	08/18/2021	67756336	1,407.17
AT7	14480007010	095	UT	CM	01/01/2021	306T3656	WC	FTA9708	M	CORY VANNOSDOL	07/14/2021	08/18/2021	67756337	304.50
AT7	15610021	095	UT	CM	01/01/2021	306T3656	WC	FTK1840	M	KYLEE KINDER	07/23/2021	08/18/2021	67756337	225.14
AT7	14480022044	095	UT	CM	01/01/2021	306T3656	WC	FTK2065	M	AANOR BEGAY	07/24/2021	08/18/2021	67756337	127.26
AT7	16690023	095	UT	CM	01/01/2021	306T3656	WC	FTK3000	M	GABRIELLEMARICHA	07/19/2021	08/18/2021	67756337	127.26
AT7	14480003100	095	UT	CM	01/01/2021	306T3656	WC	FTK3018	M	ALICE BLACK	07/28/2021	08/18/2021	67756337	127.26
AT7	14480011019	095	UT	CM	01/01/2021	306T3656	WC	FTK3856	M	JARED DAVIS	07/30/2021	08/18/2021	67756337	255.65
AT7	14660	042	UT	CB	01/01/2020	306T3656	WC	FQV1077	M	LIBBY KAITLYN	09/15/2020	08/18/2021	67756338	415.48
AT7	14050002	042	UT	CB	01/01/2021	306T3656	WC	FSS8458	M	MITCHELL BONIE M	05/18/2021	08/18/2021	67756339	33.80
AT7	15320001	042	UT	CB	01/01/2021	306T3656	WC	FTK2892	M	MICHAEL JRICHARDS	07/08/2021	08/18/2021	67756340	169.68
AT7	16110510	042	UT	CB	01/01/2021	306T3656	WC	FTK3182	M	DAVID EOXENDINE	07/30/2021	08/18/2021	67756341	169.68
AT7	14660	095	UT	CM	01/01/2020	306T3656	WC	FQM8795	M	EASTEP JOSHUA	08/28/2020	08/18/2021	67756342	170.80
AT7	14660	095	UT	CM	01/01/2020	306T3656	WC	FQV1088	M	JACKIE KING	09/02/2020	08/18/2021	67756343	340.74
AT7	13640003	095	UT	CM	01/01/2021	306T3656	WC	FTA2510	M	BRIGGS MASON	05/30/2021	08/18/2021	67756344	88.62
AT7	16110561	095	UT	CM	01/01/2021	306T3656	WC	FTA4450	M	LOTT BRYNLEE	06/16/2021	08/18/2021	67756344	88.62
AT7	11830009	095	UT	CM	01/01/2021	306T3656	WC	FTA5618	M	TYRONE HINCK	06/22/2021	08/18/2021	67756345	279.20
AT7	16110413	095	UT	CM	01/01/2021	306T3656	WC	FTA8515	M	CHAMBERLAIN DILLO	07/08/2021	08/18/2021	67756345	236.32
AT7	16110413	095	UT	CM	01/01/2021	306T3656	WC	FTA9544	M	COLLIN MHUTCHINGS	07/14/2021	08/18/2021	67756346	88.62
AT7	10750007	095	UT	CM	01/01/2021	306T3656	WC	FTK0005	M	DELAND CONNOR	07/14/2021	08/18/2021	67756347	88.62
AT7	16110500	095	UT	CM	01/01/2021	306T3656	WC	FTK0296	M	KADEN RHUMPHREY	07/16/2021	08/18/2021	67756348	340.20
AT7	16110500	095	UT	CM	01/01/2021	306T3656	WC	FTK0541	M	MARY ESEGMILLER	07/16/2021	08/18/2021	67756348	118.16

CSS Worker's Compensation Disbursements
Aug 2021 - Sep 2021 - By Check Number

Client Code	Organization Code	Adjusting Office	State	Claim Designator	Policy Effective Date	Policy Number	Line	Claim Number	Payment Type	Claimant Name	Loss Date	Charge Date	Check Number	Check Amount
AT7	10750005	095	UT	CM	01/01/2021	306T3656	WC	FTK0739	M	ADDISON RODRIGUEZ	07/20/2021	08/18/2021	67756349	245.42
AT7	14680007	095	UT	CM	01/01/2021	306T3656	WC	FTK2604	M	JACOB LAGRONE	07/20/2021	08/18/2021	67756350	169.68
AT7	14680007	095	UT	CM	01/01/2021	306T3656	WC	FTK2608	M	DUSTIN HARDCASTLE	07/28/2021	08/18/2021	67756351	182.25
AT7	13200004	095	UT	CM	01/01/2021	306T3656	WC	FTK4708	M	KAREN DILLE	07/28/2021	08/18/2021	67756352	161.63
AT7	14480022030	042	UT	CB	01/01/2020	306T3656	WC	FQV0384	M	WILLIAMS RYLE	09/11/2020	08/18/2021	67756355	87.78
AT7	13980004	095	UT	CM	01/01/2020	306T3656	WC	FQV1084	M	NAVARRETE DAYANIR	09/14/2020	08/18/2021	67756356	87.78
AT7	14480022042	095	UT	CM	01/01/2020	306T3656	WC	FQV6088	M	ORMOND RAYMOND B	10/08/2020	08/18/2021	67756356	87.78
AT7	15750004	095	UT	CM	01/01/2020	306T3656	WC	FRP6048	M	GARRETT TONE	10/05/2020	08/18/2021	67756356	526.70
AT7	14740003	095	UT	CM	01/01/2021	306T3656	WC	FTK0449	M	DOUGLAS KOLT	07/12/2021	08/18/2021	67756357	49.92
AT7	14500002	095	UT	CM	01/01/2021	306T3656	WC	FTK2072	M	ERIK HBRADESON	07/27/2021	08/18/2021	67756358	290.32
AT7	13660003	042	UT	CB	01/01/2019	306T3656	WC	FKV3457	M	DALTON DEREK	02/08/2019	08/18/2021	67756360	1,968.95
AT7	13640004	042	UT	CB	01/01/2020	306T3656	WC	FPZ8038	M	RUNOLFSON GABRIEL	07/02/2020	08/18/2021	67756361	490.90
AT7	12110002	042	UT	CB	01/01/2020	306T3656	WC	FQV6925	M	CROUSE AMBER	10/13/2020	08/18/2021	67756361	244.44
AT7	16110211	042	UT	CB	01/01/2020	306T3656	WC	FQV6956	M	SPRAGG CURTIS A	10/13/2020	08/18/2021	67756361	666.25
AT7	14680008	042	UT	CB	01/01/2020	306T3656	WC	FRP6047	M	DAVIS GLENN	11/30/2020	08/18/2021	67756361	349.75
AT7	16110440	042	UT	CB	01/01/2021	306T3656	WC	FRU5506	M	ELLSWORTH MICHAEL	01/22/2021	08/18/2021	67756361	731.09
AT7	13640003	095	UT	CM	01/01/2021	306T3656	WC	FTA2510	M	BRIGGS MASON	05/30/2021	08/18/2021	67756362	124.99
AT7	14680011	095	UT	CM	01/01/2021	306T3656	WC	FTA5494	M	FAULKNER JOSH	06/18/2021	08/18/2021	67756362	633.44
AT7	16110413	095	UT	CM	01/01/2021	306T3656	WC	FTA8515	M	CHAMBERLAIN DILLO	07/08/2021	08/18/2021	67756362	840.47
AT7	11200004	042	UT	CB	01/01/2021	306T3656	WC	FTA0846	M	EVANS MATTHEW	06/01/2021	08/18/2021	67756364	22,124.52
AT7	13980001	042	UT	CB	01/01/2021	306T3656	WC	FTA9068	M	THOMPSON JODI	07/12/2021	08/18/2021	67756364	19,213.42
AT7	16690019	095	UT	CM	01/01/2021	306T3656	WC	FSJ0259	M	WOOD MADISON	02/14/2021	08/18/2021	67756365	460.80
AT7	11830011	042	UT	CB	01/01/2017	306T3656	WC	E9A2052	C	COX STEVEN W	01/03/2017	08/19/2021	67756554	458.48
AT7	14780	042	UT	CB	01/01/2020	306T3656	WC	FPD3680	C	QUIRK KENNETH	02/04/2020	08/19/2021	67756555	6,873.75
AT7	13500003	042	UT	CB	01/01/2020	306T3656	WC	FQM1044	C	CARDENAS CARMEN	07/22/2020	08/19/2021	67756558	1,154.00
AT7	14580006	042	UT	CB	01/01/2020	306T3656	WC	FQV2656	C	HARRISON JOSEPH	09/21/2020	08/19/2021	67756559	270.88
AT7	13500004	042	UT	CB	01/01/2020	306T3656	WC	FNR4855	C	MAY ELAINE	01/13/2020	08/19/2021	67756687	53,000.00
AT7	11520	042	UT	CB	01/01/2021	306T3656	WC	FTA5885	M	NELSON GREG	06/23/2021	08/20/2021	67757175	75.90
AT7	14780	042	UT	CB	01/01/2020	306T3656	WC	FPD3680	E	QUIRK KENNETH	02/04/2020	08/20/2021	67757807	785.57
AT7	15750	042	UT	CB	01/01/2007	306T3656	WC	CAU6403	M	NEWSOME PAUL	08/06/2007	08/20/2021	67757921	4,249.20
AT7	11690005	042	UT	CB	01/01/2020	306T3656	WC	FPR6237	C	GUNN KRISTI	05/05/2020	08/23/2021	67757996	1,292.00
AT7	15320023	042	UT	CB	01/01/2021	306T3656	WC	FSS8030	C	JOHNSON KAREN	05/14/2021	08/23/2021	67758002	738.00
AT7	17080	042	UT	CB	01/01/2021	306T3656	WC	FTA3715	C	PARRISH GREG	06/03/2021	08/23/2021	67758003	10,494.00
AT7	10540	042	UT	CB	01/01/2021	306T3656	WC	FSS4142	C	SMITH SETH W	04/15/2021	08/24/2021	67758875	938.00
AT7	16690001	042	UT	CB	01/01/2021	306T3656	WC	FTA3450	C	BATEMAN MARY	06/11/2021	08/24/2021	67758876	677.98
AT7	13980004	042	UT	CB	01/01/2020	306T3656	WC	FQV4978	M	CARTER GARRETT	10/06/2020	08/24/2021	67759640	968.00
AT7	11490015	042	UT	CB	01/01/2019	306T3656	WC	FMX3174	C	CAMUNEZ DAVID	09/18/2019	08/25/2021	67759783	1,031.90
AT7	15610004	042	UT	CB	01/01/2020	306T3656	WC	FPZ6063	C	HUNTER JED W	06/30/2020	08/25/2021	67759784	454.00
AT7	11200004	042	UT	CB	01/01/2021	306T3656	WC	FTA0846	C	EVANS MATTHEW	06/01/2021	08/25/2021	67759792	1,860.00

CSS Worker's Compensation Disbursements
Aug 2021 - Sep 2021 - By Check Number

Client Code	Organization Code	Adjusting Office	State	Claim Designator	Policy Effective Date	Policy Number	Line	Claim Number	Payment Type	Claimant Name	Loss Date	Charge Date	Check Number	Check Amount
AT7	12230002007	042	UT	CB	01/01/2021	306T3656	WC	FTA0416	M	TESEN EDWARD	05/24/2021	08/25/2021	67760879	352.35
AT7	14760	042	UT	CB	01/01/2012	306T3656	WC	EVF1518	M	ERICSON EDWIN	11/01/2012	08/25/2021	67760993	249.34
AT7	13900	042	UT	CB	01/01/2021	306T3656	WC	FSJ3306	M	BERRYHILL LORRAIN	03/02/2021	08/25/2021	67760994	2,189.81
AT7	16110510	042	UT	CB	01/01/2017	306T3656	WC	FBG6523	M	HUMPHRIES JANAE	11/28/2017	08/25/2021	67761010	83.22
AT7	14640019	095	UT	CM	01/01/2021	306T3656	WC	FTA9145	M	JOSHUA GOODE	07/11/2021	08/25/2021	67761016	234.29
AT7	14480007011	042	UT	CB	01/01/2019	306T3656	WC	FMX3723	M	JONES LAURIE	10/03/2019	08/25/2021	67761097	149.43
AT7	16110510	042	UT	CB	01/01/2017	306T3656	WC	FBG6523	M	HUMPHRIES JANAE	11/28/2017	08/25/2021	67761142	98.98
AT7	14190007	042	UT	CB	01/01/2015	306T3656	WC	E2P3959	M	COBB CALVIN	02/04/2015	08/25/2021	67761466	101.79
AT7	16080001003	042	UT	CB	01/01/2021	306T3656	WC	FTK3625	M	GORDON O'HARRA	07/15/2021	08/25/2021	67761558	206.08
AT7	16080003004	095	UT	CM	01/01/2021	306T3656	WC	FTA4069	M	WHEELER HIRAM	05/23/2021	08/25/2021	67761559	124.88
AT7	16080001005	042	UT	CB	01/01/2021	306T3656	WC	FSJ4797	M	ALLEN CATHERINE	02/19/2021	08/25/2021	67761560	81.20
AT7	14190007	042	UT	CB	01/01/2015	306T3656	WC	E2P3959	M	COBB CALVIN	02/04/2015	08/25/2021	67761585	1,265.50
AT7	10640	042	UT	CB	01/01/2016	306T3656	WC	ESL7571	M	BATES LAURIE	01/19/2016	08/25/2021	67761719	158.72
AT7	14640012	042	UT	CB	01/01/2021	306T3656	WC	FTA9932	M	AMARIA SCOVIL	07/12/2021	08/25/2021	67761757	114.30
AT7	11690005	042	UT	CB	01/01/2020	306T3656	WC	FPR6237	M	GUNN KRISTI	05/05/2020	08/25/2021	67761779	706.43
AT7	11110	042	UT	CB	01/01/1989	306T4813	WC	A4J7066	M	JENSEN MICHAEL	04/25/1989	08/25/2021	67762034	70.90
AT7	12230004019	042	UT	CB	01/01/2021	306T3656	WC	FRU7894	M	COOK DARIN	02/03/2021	08/25/2021	67762049	111.15
AT7	12230002007	042	UT	CB	01/01/2021	306T3656	WC	FTA0416	M	TESEN EDWARD	05/24/2021	08/25/2021	67762076	128.23
AT7	12230004019	095	UT	CM	01/01/2021	306T3656	WC	FSS0334	M	COPPIN DAVIS	04/04/2021	08/25/2021	67762077	105.36
AT7	12230001041	095	UT	CM	01/01/2021	306T3656	WC	FTA4495	M	CAIDA BOWEN	06/16/2021	08/25/2021	67762077	368.86
AT7	14190008	042	UT	CB	01/01/2020	306T3656	WC	FQV2693	M	TANNER ANDREW	09/21/2020	08/25/2021	67762089	70.91
AT7	14580010	095	UT	CB	01/01/1999	306T4813	WC	A4J7037	M	HAMILTON CLARENCE	10/01/1999	08/25/2021	67762095	84.15
AT7		095	UT	CM	01/01/2021	306T3656	WC	FTK4591	M	JACKIE WILSON	07/26/2021	08/25/2021	67762133	230.22
AT7	14390002	042	UT	CB	01/01/2021	306T3656	WC	FTA4201	M	HADLOCK NICOLE	06/15/2021	08/25/2021	67762143	1,411.90
AT7	16690004	042	UT	CB	01/01/2021	306T3656	WC	FSS8764	M	CANDALOT KURT L	05/19/2021	08/25/2021	67762145	304.62
AT7	10610007	095	UT	CM	01/01/2021	306T3656	WC	FTK3256	M	MICHAEL CARLSON	07/28/2021	08/25/2021	67762146	2,606.09
AT7	15610016	042	UT	CB	01/01/2010	306T3656	WC	EKT6413	M	MONEY STEVEN	08/11/2010	08/25/2021	67762147	70.91
AT7	11200002	042	UT	CB	01/01/2021	306T3656	WC	FSJ9382	M	CARVER KERRY	04/01/2021	08/25/2021	67762148	151.00
AT7	14640024	042	UT	CB	01/01/2021	306T3656	WC	FRU7752	M	SABEY CHRIS C	02/03/2021	08/25/2021	67762149	93.60
AT7	14580	042	UT	CB	01/01/1990	306T4813	WC	A4J7033	M	OAKS EDWIN	08/08/1990	08/25/2021	67762150	210.46
AT7	13980005	042	UT	CB	01/01/2021	306T3656	WC	FSS7255	M	THOMPSON THAD	04/10/2021	08/25/2021	67762151	211.16
AT7	12690002	042	UT	CB	01/01/2021	306T3656	WC	FSS2485	M	MORROW JOSHUA	04/18/2021	08/25/2021	67762152	100.22
AT7	16140003	042	UT	CB	01/01/2019	306T3656	WC	FMP7200	M	RICKS CURTIS W	07/31/2019	08/25/2021	67762153	180.00
AT7	14190017	042	UT	CB	01/01/2021	306T3656	WC	FTA8041	M	LIDDELL LISA	07/02/2021	08/25/2021	67762154	28,837.31
AT7	16080001001	042	UT	CB	01/01/2021	306T3656	WC	FSJ0221	M	LATHEN WESLEY	02/15/2021	08/25/2021	67762155	11.14
AT7	11520	042	UT	CB	01/01/2021	306T3656	WC	FTA5885	M	NELSON GREG	06/23/2021	08/25/2021	67762155	57.44
AT7	16080001005	042	UT	CB	01/01/2021	306T3656	WC	FSS8253	M	ZOE FEDDERSON	05/18/2021	08/25/2021	67762156	175.76
AT7	14190017	042	UT	CB	01/01/2021	306T3656	WC	FTA8041	M	LIDDELL LISA	07/02/2021	08/25/2021	67762157	34.45
AT7	15530004	042	UT	CB	01/01/2020	306T3656	WC	FQV6644	M	NYMAN JOANN	10/13/2020	08/25/2021	67762160	42.43

CSS Worker's Compensation Disbursements
Aug 2021 - Sep 2021 - By Check Number

Client Code	Organization Code	Adjusting Office	State	Claim Designator	Policy Effective Date	Policy Number	Line	Claim Number	Payment Type	Claimant Name	Loss Date	Charge Date	Check Number	Check Amount
AT7	10750007	042	UT	CB	01/01/2021	306T3656	WC	FTA8295	M	PETERSEN CHAD	07/07/2021	08/25/2021	67762161	120.67
AT7	13660003	042	UT	CB	01/01/2021	306T3656	WC	FSS6588	M	ROBERTSON TAYLOR	05/09/2021	08/25/2021	67762162	195.75
AT7	16080003004	095	UT	CM	01/01/2021	306T3656	WC	FTA0864	M	THO TUA	05/27/2021	08/25/2021	67762163	85.50
AT7	16080001003	095	UT	CM	01/01/2021	306T3656	WC	FTK3697	M	AARON WOOD	07/20/2021	08/25/2021	67762163	85.50
AT7	16080001003	095	UT	CM	01/01/2021	306T3656	WC	FTK3697	M	AARON WOOD	07/20/2021	08/25/2021	67762164	85.50
AT7	15320001	042	UT	CB	01/01/2021	306T3656	WC	FTK2892	M	MICHAEL JRICHARDS	07/08/2021	08/25/2021	67762192	1,861.36
AT7	14050001001	042	UT	CB	01/01/2021	306T3656	WC	FTA7813	M	CRNICH ANDY S	07/02/2021	08/25/2021	67762193	12.48
AT7	14640012	042	UT	CB	01/01/2021	306T3656	WC	FTA9932	M	AMARIA SCOVIL	07/12/2021	08/25/2021	67762193	164.14
AT7	16110510	095	UT	CM	01/01/2021	306T3656	WC	FTA4947	M	CARLOS CAVILA	06/19/2021	08/25/2021	67762194	116.00
AT7	12600004	042	UT	CB	01/01/2021	306T3656	WC	FSS9274	M	WARD SHANE E	05/22/2021	08/25/2021	67762195	14.50
AT7	13980001	042	UT	CB	01/01/2021	306T3656	WC	FTA9068	M	THOMPSON JODI	07/12/2021	08/25/2021	67762195	28.42
AT7	14640012	042	UT	CB	01/01/2021	306T3656	WC	FTA9932	M	AMARIA SCOVIL	07/12/2021	08/25/2021	67762195	15.66
AT7	15320001	042	UT	CB	01/01/2021	306T3656	WC	FTK2892	M	MICHAEL JRICHARDS	07/08/2021	08/25/2021	67762195	122.38
AT7	14480011023	095	UT	CM	01/01/2021	306T3656	WC	FSS6142	M	O'BRIEN JIM	05/04/2021	08/25/2021	67762196	134.56
AT7	14050001004	095	UT	CM	01/01/2021	306T3656	WC	FTA9418	M	JAREN O'DRISCOLL	07/10/2021	08/25/2021	67762196	13.92
AT7	15610021	095	UT	CM	01/01/2021	306T3656	WC	FTK1840	M	KYLEE KINDER	07/23/2021	08/25/2021	67762196	40.60
AT7	14050001001	042	UT	CB	01/01/2021	306T3656	WC	FTA7813	M	CRNICH ANDY S	07/02/2021	08/25/2021	67762197	233.43
AT7	13980007	095	UT	CM	01/01/2021	306T3656	WC	FTK0936	M	NATHAN STANDLEY	07/15/2021	08/25/2021	67762198	132.12
AT7	15610021	095	UT	CM	01/01/2021	306T3656	WC	FTK1840	M	KYLEE KINDER	07/23/2021	08/25/2021	67762198	88.62
AT7	16110413	095	UT	CM	01/01/2021	306T3656	WC	FTA9544	M	COLLIN MHUTCHINGS	07/14/2021	08/25/2021	67762201	118.16
AT7	16110413	095	UT	CM	01/01/2021	306T3656	WC	FTA9544	M	COLLIN MHUTCHINGS	07/14/2021	08/25/2021	67762202	257.92
AT7	16110510	095	UT	CM	01/01/2021	306T3656	WC	FTK0596	M	JORDAN CHOLT	07/19/2021	08/25/2021	67762202	215.88
AT7	10750007	095	UT	CM	01/01/2021	306T3656	WC	FTK4137	M	KEEDAN VINSON	08/05/2021	08/25/2021	67762203	296.06
AT7	14100	095	UT	CM	01/01/2021	306T3656	WC	FTK4167	M	BEAU FULLMER	08/04/2021	08/25/2021	67762203	169.68
AT7	11620	042	UT	CB	01/01/2020	306T3656	WC	FTK6511	M	JONATHAN UNGARD	09/25/2020	08/25/2021	67762205	170.80
AT7	13980004	095	UT	CM	01/01/2020	306T3656	WC	FQV2300	M	WILLARDSON BURL	09/22/2020	08/25/2021	67762206	44.00
AT7	14480007008	095	UT	CM	01/01/2021	306T3656	WC	FRU3436	M	ALDER STEVE	01/07/2021	08/25/2021	67762206	118.16
AT7	14480010	095	UT	CM	01/01/2021	306T3656	WC	FRU6751	M	EDWARDS ELICIA	01/27/2021	08/25/2021	67762206	177.24
AT7	16690019	095	UT	CM	01/01/2021	306T3656	WC	FSJ0259	M	WOOD MADISON	02/14/2021	08/25/2021	67762206	180.50
AT7	17870	095	UT	CM	01/01/2021	306T3656	WC	FSJ7845	M	ROCIO ESPITIA MAR	03/17/2021	08/25/2021	67762207	236.32
AT7	11030001	095	UT	CM	01/01/2021	306T3656	WC	FSS9895	M	CHEEVER SUSAN	05/17/2021	08/25/2021	67762208	118.16
AT7	11690013	095	UT	CM	01/01/2021	306T3656	WC	FTK4127	M	JOSE LOPEZ	08/04/2021	08/25/2021	67762209	127.26
AT7	14050001001	042	UT	CB	01/01/2021	306T3656	WC	FSS5707	M	WILKINSON NICHOLA	05/04/2021	08/25/2021	67762210	19,730.42
AT7	14050001004	095	UT	CM	01/01/2021	306T3656	WC	FTA9418	M	JAREN O'DRISCOLL	07/10/2021	08/25/2021	67762211	95.68
AT7	16110413	042	UT	CB	01/01/2021	306T3656	WC	FSS2261	M	LIRA ANTHONY J	04/15/2021	08/25/2021	67762212	17,453.05
AT7	16110510	095	UT	CM	01/01/2021	306T3656	WC	FTK0596	M	JORDAN CHOLT	07/19/2021	08/25/2021	67762213	258.76
AT7	13980005	042	UT	CB	01/01/2020	306T3656	WC	FPD4243	M	MAYBERRY SHANE	02/21/2020	08/25/2021	67762214	404.67
AT7	11830011	042	UT	CB	01/01/2017	306T3656	WC	E9A2052	C	COX STEVEN W	01/03/2017	08/25/2021	67762285	458.48
AT7	12960008	042	UT	CB	01/01/2021	306T3656	WC	FTK4420	M	PAUL OLESON	08/01/2021	08/26/2021	67762447	18.64

CSS Worker's Compensation Disbursements
Aug 2021 - Sep 2021 - By Check Number

Client Code	Organization Code	Adjusting Office	State	Claim Designator	Policy Effective Date	Policy Number	Line	Claim Number	Payment Type	Claimant Name	Loss Date	Charge Date	Check Number	Check Amount
AT7	10970	042	UT	CB	01/01/1987	306T4813	WC	A4J6803	C	IVIE GERRY	07/02/1987	08/27/2021	67763089	1,140.00
AT7	16110211	042	UT	CB	01/01/2021	306T3656	WC	FTK0277	C	GRACIA LIONEL R	07/16/2021	08/27/2021	67763095	2,006.00
AT7	11460	042	UT	CB	01/01/2020	306T3656	WC	FPD1532	C	HONE BRENT	02/11/2020	08/30/2021	67763870	960.00
AT7	12570	042	UT	CB	01/01/2021	306T3656	WC	FTK4709	C	KARL MABBOTT	08/07/2021	08/30/2021	67763873	1,038.00
AT7	12360001	042	UT	CB	01/01/2021	306T3656	WC	FTK5938	C	RODRIGO GARCIA	08/12/2021	08/30/2021	67763874	1,244.00
AT7	15320001	042	UT	CB	01/01/2021	306T3656	WC	FTK2892	E	MICHAEL JRICHARDS	07/08/2021	08/30/2021	67764530	449.99
AT7	11770	042	UT	CB	01/01/2018	306T3656	WC	A3C1892	C	STEELE DENNIS	09/15/2018	08/31/2021	67764596	1,494.00
AT7	15530004	042	UT	CB	01/01/2020	306T3656	WC	FQV6644	C	NYMAN JOANN	10/13/2020	08/31/2021	67764598	1,000.00
AT7	13090	042	UT	CB	01/01/2014	306T3656	WC	E1D0033	M	CLEMENT DEAN	07/14/2014	08/31/2021	67765108	141.82
AT7	11460	042	UT	CB	01/01/2020	306T3656	WC	FPD1532	E	HONE BRENT	02/11/2020	08/31/2021	67765161	18.20
AT7	11690005	042	UT	CB	01/01/2020	306T3656	WC	FPR6237	E	GUNN KRISTI	05/05/2020	08/31/2021	67765175	42.18
AT7	13260	042	UT	CB	01/01/2019	306T3656	WC	FMP1766	M	MYERS LAURA	08/19/2019	09/01/2021	67765255	2,158.38
AT7	16080001001	042	UT	CB	01/01/2021	306T3656	WC	FTK5315	C	JOHNSON TODD	08/09/2021	09/01/2021	67765257	593.11
AT7	14640019	042	UT	CB	01/01/2021	306T3656	WC	FTA9145	M	GOODE JOSHUA	07/11/2021	09/01/2021	67766344	139.27
AT7	13160001	042	UT	CB	01/01/2020	306T3656	WC	FQV1705	M	BUTLER BRETT	09/10/2020	09/01/2021	67766423	102.82
AT7	14190013	042	UT	CB	01/01/2020	306T3656	WC	FQV6752	M	MAGLEBY TIFFANY	09/23/2020	09/01/2021	67766752	100.22
AT7	16080001005	042	UT	CB	01/01/2018	306T3656	WC	FHY9767	M	ROBINSON ZACH	11/01/2018	09/01/2021	67766831	159.45
AT7	16080003001	095	UT	CM	01/01/2021	306T3656	WC	FTK6546	M	JEMMETT MIKE	07/07/2021	09/01/2021	67766832	124.88
AT7	15610004	042	UT	CB	01/01/2020	306T3656	WC	FPZ6063	M	HUNTER JED W	06/30/2020	09/01/2021	67766927	550.80
AT7	11690005	042	UT	CB	01/01/2020	306T3656	WC	FPR6237	M	GUNN KRISTI	05/05/2020	09/01/2021	67767028	29,648.89
AT7	10480020	042	UT	CB	01/01/2013	306T3656	WC	EZD1209	M	BRYSON CAMILLA	11/18/2013	09/01/2021	67767257	354.84
AT7	11030001	095	UT	CM	01/01/2021	306T3656	WC	FSS9895	M	CHEEVER SUSAN	05/17/2021	09/01/2021	67767258	399.48
AT7	17080	042	UT	CB	01/01/2021	306T3656	WC	FTA3715	M	PARRISH GREG	06/03/2021	09/01/2021	67767310	111.36
AT7	13660003	042	UT	CB	01/01/2019	306T3656	WC	FKV3457	M	DALTON DEREK	02/08/2019	09/01/2021	67767342	176.84
AT7	14580010	095	UT	CB	01/01/1999	306T4813	WC	A4J7037	M	HAMILTON CLARENCE	10/01/1999	09/01/2021	67767362	88.62
AT7	17310002	042	UT	CB	01/01/2020	306T3656	WC	FRP3300	M	HOBBS WILLIAM	11/13/2020	09/01/2021	67767366	70.91
AT7	10310002	042	UT	CB	01/01/2021	306T3656	WC	FTK7818	M	ALLRED LIESL K	08/20/2021	09/01/2021	67767412	400.20
AT7	17950	095	UT	CM	01/01/2021	306T3656	WC	FTK4591	M	WILSON JACKIE	07/26/2021	09/01/2021	67767413	337.28
AT7	10810002	095	UT	CM	01/01/2021	306T3656	WC	FTK6282	M	MEUNRATH SISAVANH	08/13/2021	09/01/2021	67767413	674.00
AT7	16110211	042	UT	CB	01/01/2015	306T3656	WC	ESL4565	M	LUSK VINCENT L	12/06/2015	09/01/2021	67767424	125.50
AT7	15520	042	UT	CB	01/01/2021	306T3656	WC	FTA6034	M	HANNIFIN TIMOTHY	06/25/2021	09/01/2021	67767424	186.76
AT7	12960001	095	UT	CM	01/01/2021	306T3656	WC	FTK3987	M	GODFREY JEREMY	08/03/2021	09/01/2021	67767425	114.53
AT7	16080003004	095	UT	CM	01/01/2021	306T3656	WC	FTA0864	M	THO TUA	05/27/2021	09/01/2021	67767426	112.00
AT7	13160002	095	UT	CM	01/01/2021	306T3656	WC	FSS8436	M	SPENCER JOHN	05/18/2021	09/01/2021	67767427	163.38
AT7	17530	042	UT	CB	01/01/2018	306T3656	WC	FLM4917	M	KREBS NOLAN J	10/15/2018	09/01/2021	67767428	211.44
AT7	12690002	042	UT	CB	01/01/2021	306T3656	WC	FSS2485	M	MORROW JOSHUA	04/18/2021	09/01/2021	67767429	1,119.20
AT7	12690002	042	UT	CB	01/01/2021	306T3656	WC	FSS2485	M	MORROW JOSHUA	04/18/2021	09/01/2021	67767430	70.91
AT7	14640024	042	UT	CB	01/01/2021	306T3656	WC	FRU7752	M	SABEY CHRIS C	02/03/2021	09/01/2021	67767431	93.60
AT7	11520	042	UT	CB	01/01/2021	306T3656	WC	FTA5885	M	NELSON GREG	06/23/2021	09/01/2021	67767432	4,402.49

CSS Worker's Compensation Disbursements
Aug 2021 - Sep 2021 - By Check Number

Client Code	Organization Code	Adjusting Office	State	Claim Designator	Policy Effective Date	Policy Number	Line	Claim Number	Payment Type	Claimant Name	Loss Date	Charge Date	Check Number	Check Amount
AT7	11490026	095	UT	CM	01/01/2021	306T3656	WC	FTA0287	M	BELL CARRI R	01/13/2021	09/01/2021	67767433	948.98
AT7	11490026	095	UT	CM	01/01/2021	306T3656	WC	FTA0287	M	BELL CARRI R	01/13/2021	09/01/2021	67767434	60.76
AT7	11200004	042	UT	CB	01/01/2021	306T3656	WC	FTA0846	M	EVANS MATTHEW	06/01/2021	09/01/2021	67767435	1,103.65
AT7	11200004	042	UT	CB	01/01/2021	306T3656	WC	FTA0846	M	EVANS MATTHEW	06/01/2021	09/01/2021	67767436	325.65
AT7	16080001003	042	UT	CB	01/01/2021	306T3656	WC	FTK3625	M	O'HARRA GORDON	07/15/2021	09/01/2021	67767437	121.10
AT7	12960008	042	UT	CB	01/01/2021	306T3656	WC	FTK4420	M	OLESON PAUL	08/01/2021	09/01/2021	67767437	10.79
AT7	14480007011	042	UT	CB	01/01/2021	306T3656	WC	FSJ3387	M	NGUYEN LE	03/02/2021	09/01/2021	67767439	234.90
AT7	13230003	042	UT	CB	01/01/2008	306T3656	WC	ASV0682	M	CHERRY JAY	10/27/2008	09/01/2021	67767440	171.36
AT7	14190013	042	UT	CB	01/01/2020	306T3656	WC	FQV6752	M	MAGLEBY TIFFANY	09/23/2020	09/01/2021	67767441	70.91
AT7	17950	095	UT	CM	01/01/2021	306T3656	WC	FTK4591	M	WILSON JACKIE	07/26/2021	09/01/2021	67767442	105.93
AT7	13020008	095	UT	CM	01/01/2021	306T3656	WC	FSS7646	M	CARPENTER LANCE	04/22/2021	09/01/2021	67767443	148.12
AT7	10610006	042	UT	CB	01/01/2021	306T3656	WC	FTK1113	M	MCWILLIAMS SHAUN	07/10/2021	09/01/2021	67767444	37.24
AT7	16690019	095	UT	CM	01/01/2021	306T3656	WC	FSJ0259	M	WOOD MADISON	02/14/2021	09/01/2021	67767445	27.50
AT7	14480022030	095	UT	CM	01/01/2021	306T3656	WC	FTA4008	M	GUARACHA MEGAN	06/15/2021	09/01/2021	67767445	41.27
AT7	16110561	095	UT	CM	01/01/2021	306T3656	WC	FTA4450	M	LOTT BRYNLEE	06/16/2021	09/01/2021	67767445	97.41
AT7	14680011	095	UT	CM	01/01/2021	306T3656	WC	FTA5494	M	FAULKNER JOSH	06/18/2021	09/01/2021	67767445	161.88
AT7	16110413	095	UT	CM	01/01/2021	306T3656	WC	FTA8515	M	CHAMBERLAIN DILLO	07/08/2021	09/01/2021	67767445	99.82
AT7	15530004	042	UT	CB	01/01/2020	306T3656	WC	FQV6644	M	NYMAN JOANN	10/13/2020	09/01/2021	67767446	94.63
AT7	16080001005	042	UT	CB	01/01/2021	306T3656	WC	FSJ4797	M	ALLEN CATHERINE	02/19/2021	09/01/2021	67767448	15,637.39
AT7	16080001001	042	UT	CB	01/01/2012	306T3656	WC	F9X1712	M	O'HARRA GORDON	02/17/2012	09/01/2021	67767448	85.50
AT7	16080003004	095	UT	CM	01/01/2021	306T3656	WC	FTA4069	M	WHEELER HIRAM	05/23/2021	09/01/2021	67767449	348.06
AT7	16080001003	095	UT	CM	01/01/2021	306T3656	WC	FTA9307	M	STEPHENS BANNING	07/13/2021	09/01/2021	67767449	132.89
AT7	16080003001	095	UT	CM	01/01/2021	306T3656	WC	FTK6546	M	JEMMETT MIKE	07/07/2021	09/01/2021	67767449	171.00
AT7	16110510	042	UT	CB	01/01/2017	306T3656	WC	FBG6523	M	HUMPHRIES JANA E	11/28/2017	09/01/2021	67767452	43.94
AT7	11910002	042	UT	CB	01/01/2021	306T3656	WC	FTA9766	M	TOBLER NICHOLAS	07/15/2021	09/01/2021	67767468	95.68
AT7	10800	042	UT	CB	01/01/2021	306T3656	WC	FRU9223	M	ANDERSON RYAN	01/01/2021	09/01/2021	67767470	66.56
AT7	11200004	042	UT	CB	01/01/2021	306T3656	WC	FTA0846	M	EVANS MATTHEW	06/01/2021	09/01/2021	67767470	272.32
AT7	14480007010	042	UT	CB	01/01/2021	306T3656	WC	FTA8379	M	VAN NOSDOL TY	06/08/2021	09/01/2021	67767470	2,313.35
AT7	16690004	042	UT	CB	01/01/2021	306T3656	WC	FSS8764	M	CANDALOT KURT L	05/19/2021	09/01/2021	67767471	14.50
AT7	14050001001	042	UT	CB	01/01/2021	306T3656	WC	FTA7813	M	CRNICH ANDY S	07/02/2021	09/01/2021	67767471	17.98
AT7	16110211	095	UT	CM	01/01/2021	306T3656	WC	FSS9550	M	ASHWORTH JEFFREY	05/21/2021	09/01/2021	67767472	17.98
AT7	16110413	095	UT	CM	01/01/2021	306T3656	WC	FTA8515	M	CHAMBERLAIN DILLO	07/08/2021	09/01/2021	67767472	111.36
AT7	14050001001	042	UT	CB	01/01/2021	306T3656	WC	FTA7813	M	CRNICH ANDY S	07/02/2021	09/01/2021	67767473	233.43
AT7	14480022044	095	UT	CM	01/01/2021	306T3656	WC	FTK2065	M	BEGAY AANOR	07/24/2021	09/01/2021	67767474	88.62
AT7	11830009	095	UT	CM	01/01/2021	306T3656	WC	FTA5618	M	HINCK TYRONE	06/22/2021	09/01/2021	67767476	202.76
AT7	17310002	042	UT	CB	01/01/2020	306T3656	WC	FRP3300	M	HOBBS WILLIAM	11/13/2020	09/01/2021	67767477	118.16
AT7	10330	095	UT	CM	01/01/2021	306T3656	WC	FSJ0876	M	DOUGLAS PACEN	02/08/2021	09/01/2021	67767478	169.68
AT7	13880	095	UT	CB	01/01/2021	306T3656	WC	FTK2761	M	SODERQUIST BLAKE	07/28/2021	09/01/2021	67767478	118.16
AT7	17310003	095	UT	CM	01/01/2021	306T3656	WC	FTK5564	M	PRICE STEPHEN	08/06/2021	09/01/2021	67767479	171.05

CSS Worker's Compensation Disbursements
Aug 2021 - Sep 2021 - By Check Number

Client Code	Organization Code	Adjusting Office	State	Claim Designator	Policy Effective Date	Policy Number	Line	Claim Number	Payment Type	Claimant Name	Loss Date	Charge Date	Check Number	Check Amount
AT7	16690004	042	UT	CB	01/01/2021	306T3656	WC	FSS8764	M	CANDALOT KURT L	05/19/2021	09/01/2021	67767480	1,148.71
AT7	16110211	095	UT	CM	01/01/2021	306T3656	WC	FSS9550	M	ASHWORTH JEFFREY	05/21/2021	09/01/2021	67767481	1,089.32
AT7	16110413	095	UT	CM	01/01/2021	306T3656	WC	FTA8515	M	CHAMBERLAIN DILLO	07/08/2021	09/01/2021	67767481	1,546.39
AT7	11740	042	UT	CB	01/01/1999	306T4813	WC	A4J8127	C	DALLEY RAWLAND	05/28/1999	09/01/2021	67767554	908.00
AT7	15610015001	042	UT	CB	01/01/2020	306T3656	WC	FPZ2637	C	STONE CALLAN M	06/09/2020	09/02/2021	67767687	1,335.00
AT7	13500003	042	UT	CB	01/01/2020	306T3656	WC	FQM1044	C	CARDENAS CARMEN	07/22/2020	09/02/2021	67767694	1,154.00
AT7	12480	042	UT	CB	01/01/2021	306T3656	WC	FTK5485	C	BREWER TRADYDYN	08/11/2021	09/02/2021	67767696	780.00
AT7	14480007011	042	UT	CB	01/01/2021	306T3656	WC	FTK7049	C	JEAN JSYKES	08/18/2021	09/02/2021	67767697	880.00
AT7	16080001002	042	UT	CB	01/01/2021	306T3656	WC	FRU7904	E	HENDERSON PRESTON	02/03/2021	09/02/2021	67768094	192.00
AT7	11740	042	UT	CB	01/01/2019	306T3656	WC	FNR1570	C	HATHAWAY ANTHONY	12/30/2019	09/03/2021	67768235	52,500.00
AT7	15320001	042	UT	CB	01/01/2021	306T3656	WC	FTK2892	E	RICHARDSON MICHAEL	07/08/2021	09/03/2021	67768820	33.42
AT7	11690005	042	UT	CB	01/01/2020	306T3656	WC	FPR6237	C	GUNN KRISTI	05/05/2020	09/07/2021	67768889	1,292.00
AT7	15320023	042	UT	CB	01/01/2021	306T3656	WC	FSS8030	C	JOHNSON KAREN	05/14/2021	09/07/2021	67768895	738.00
AT7	17080	042	UT	CB	01/01/2021	306T3656	WC	FTA3715	C	PARRISH GREG	06/03/2021	09/07/2021	67768896	1,908.00
AT7	10310002	042	UT	CB	01/01/2021	306T3656	WC	FTK7818	C	ALLRED LIESL K	08/20/2021	09/07/2021	67768897	35.87
AT7	10550	042	UT	CB	01/01/2021	306T3656	WC	FSJ6695	C	LOFLEY KEITH	03/17/2021	09/08/2021	67769580	1,590.00
AT7	10550	042	UT	CB	01/01/2021	306T3656	WC	FSJ6695	M	LOFLEY KEITH	03/17/2021	09/08/2021	67769581	311.58
AT7	10540	042	UT	CB	01/01/2021	306T3656	WC	FSS4142	C	SMITH SETH W	04/15/2021	09/08/2021	67769582	938.00
AT7	13980005	042	UT	CB	01/01/2021	306T3656	WC	FSS7255	C	THOMPSON THAD	04/10/2021	09/08/2021	67769583	486.00
AT7	16690001	042	UT	CB	01/01/2021	306T3656	WC	FTA3450	C	BATEMAN MARY	06/11/2021	09/08/2021	67769584	559.37
AT7	16690001	042	UT	CB	01/01/2021	306T3656	WC	FTA3450	E	BATEMAN MARY	06/11/2021	09/08/2021	67770186	17.20
AT7	14480022030	042	UT	CB	01/01/2021	306T3656	WC	FSJ6711	M	RICHARDSON JOSEPH	03/16/2021	09/08/2021	67770195	110.00
AT7	11830011	042	UT	CB	01/01/2017	306T3656	WC	E9A2052	C	COX STEVEN W	01/03/2017	09/09/2021	67770315	458.48
AT7	11490015	042	UT	CB	01/01/2019	306T3656	WC	FMX3174	C	CAMUNEZ DAVID	09/18/2019	09/09/2021	67770316	1,031.90
AT7	15610004	042	UT	CB	01/01/2020	306T3656	WC	FPZ6063	C	HUNTER JED W	06/30/2020	09/09/2021	67770318	454.00
AT7	11200004	042	UT	CB	01/01/2021	306T3656	WC	FTA0846	C	EVANS MATTHEW	06/01/2021	09/09/2021	67770323	1,860.00
AT7	16110510	042	UT	CB	01/01/2017	306T3656	WC	FBG6523	M	HUMPHRIES JANAE	11/28/2017	09/09/2021	67771321	83.22
AT7	12570	042	UT	CB	01/01/2021	306T3656	WC	FTK4709	M	ABBOTT KARL M	08/07/2021	09/09/2021	67771369	359.81
AT7	14740003	042	UT	CB	01/01/2021	306T3656	WC	FTA3397	M	OBRAVY TANNER	06/11/2021	09/09/2021	67771396	316.32
AT7	12380	042	UT	CB	01/01/2009	306T3656	WC	A4J4807	M	BRADSHAW TOM G	07/13/2009	09/09/2021	67771422	70.90
AT7	14480007011	042	UT	CB	01/01/2019	306T3656	WC	FMX3723	M	JONES LAURIE	10/03/2019	09/09/2021	67771423	346.44
AT7	13900	042	UT	CB	01/01/2021	306T3656	WC	FSJ3306	M	BERRYHILL LORRAIN	03/02/2021	09/09/2021	67771674	24.39
AT7	16080001001	042	UT	CB	01/01/2021	306T3656	WC	FTK5315	M	JOHNSON TODD	08/09/2021	09/09/2021	67771785	214.76
AT7	16080001005	095	UT	CM	01/01/2021	306T3656	WC	FSS4277	M	ELBRECHT THOMAS	03/02/2021	09/09/2021	67771786	124.88
AT7	16080003004	095	UT	CM	01/01/2021	306T3656	WC	FTA4069	M	WHEELER HIRAM	05/23/2021	09/09/2021	67771786	124.88
AT7	16080003004	095	UT	CM	01/01/2020	306T3656	WC	FRP0798	M	PYLES THOMAS	10/27/2020	09/09/2021	67771787	170.80
AT7	14580006	042	UT	CB	01/01/2020	306T3656	WC	FQV2656	M	HARRISON JOSEPH	09/21/2020	09/09/2021	67772207	105.23
AT7	12230004019	042	UT	CB	01/01/2021	306T3656	WC	FRU7894	M	COOK DARIN	02/03/2021	09/09/2021	67772228	222.30
AT7	12790	095	UT	CM	01/01/2021	306T3656	WC	FTK7939	M	ROBINSON DATHON N	08/24/2021	09/09/2021	67772253	82.05

CSS Worker's Compensation Disbursements
Aug 2021 - Sep 2021 - By Check Number

Client Code	Organization Code	Adjusting Office	State	Claim Designator	Policy Effective Date	Policy Number	Line	Claim Number	Payment Type	Claimant Name	Loss Date	Charge Date	Check Number	Check Amount
AT7	13030	042	UT	CB	01/01/2020	306T3656	WC	FQM2193	M	VANBEEKUM RON	08/02/2020	09/09/2021	67772292	76.50
AT7	12570	042	UT	CB	01/01/2021	306T3656	WC	FTK4709	M	ABBOTT KARL M	08/07/2021	09/09/2021	67772292	115.50
AT7	10310002	042	UT	CB	01/01/2021	306T3656	WC	FTK7818	M	ALLRED LIESL K	08/20/2021	09/09/2021	67772302	9.80
AT7	13660002004	095	UT	CM	01/01/2021	306T3656	WC	FTA3464	M	HEATON KIRK	06/09/2021	09/09/2021	67772303	115.80
AT7	10640	042	UT	CB	01/01/2016	306T3656	WC	E5L7571	M	BATES LAURIE	01/19/2016	09/09/2021	67772314	88.74
AT7	13980004	042	UT	CB	01/01/2020	306T3656	WC	FPD4258	M	BEEBE BRANDON	02/21/2020	09/09/2021	67772314	112.87
AT7	14480022030	042	UT	CB	01/01/2020	306T3656	WC	FQM9200	M	THORPE BRITTNEY	09/03/2020	09/09/2021	67772314	88.74
AT7	16110211	042	UT	CB	01/01/2021	306T3656	WC	FTK0277	M	GRACIA LIONEL R	07/16/2021	09/09/2021	67772314	2,366.91
AT7	16080003004	095	UT	CM	01/01/2021	306T3656	WC	FTA0864	M	THO TUA	05/27/2021	09/09/2021	67772315	138.50
AT7	11220	095	UT	CM	01/01/2021	306T3656	WC	FTA8866	M	WAHLBERG DENNIS	07/10/2021	09/09/2021	67772317	869.28
AT7	11220	095	UT	CM	01/01/2021	306T3656	WC	FTA8866	M	WAHLBERG DENNIS	07/10/2021	09/09/2021	67772318	63.82
AT7	13270	042	UT	CB	01/01/1998	306T4813	WC	A4J7016	M	BIRD TRACY	07/25/1998	09/09/2021	67772319	141.82
AT7	14580	042	UT	CB	01/01/1990	306T4813	WC	A4J7033	M	OAKS EDWIN	08/08/1990	09/09/2021	67772320	210.46
AT7	14390002	042	UT	CB	01/01/2021	306T3656	WC	FTA4201	M	HADLOCK NICOLE	06/15/2021	09/09/2021	67772320	211.16
AT7	11490022007	095	UT	CM	01/01/2020	306T3656	WC	FQV1722	M	STALPES JOSHUA	09/16/2020	09/09/2021	67772321	2,177.83
AT7	13980015	042	UT	CB	01/01/2021	306T3656	WC	FTA9068	M	THOMPSON JODI	07/12/2021	09/09/2021	67772322	919.15
AT7	11200004	042	UT	CB	01/01/2021	306T3656	WC	FTA0846	M	EVANS MATTHEW	06/01/2021	09/09/2021	67772323	149.04
AT7	13160002	095	UT	CM	01/01/2021	306T3656	WC	FSS8436	M	SPENCER JOHN	05/18/2021	09/09/2021	67772324	147.18
AT7	14580010	095	UT	CM	01/01/2020	306T3656	WC	FQM5016	M	SMITH SHAUN	08/14/2020	09/09/2021	67772325	172.64
AT7	14580010	042	UT	CB	01/01/2021	306T3656	WC	FSS1511	M	PUMMELL KEVIN	03/30/2021	09/09/2021	67772326	61.52
AT7	17310002	095	UT	CM	01/01/2021	306T3656	WC	FTK1203	M	UNGERER KEVIN	07/01/2021	09/09/2021	67772330	56.20
AT7	10540	042	UT	CB	01/01/2021	306T3656	WC	FSS4142	M	SMITH SETH W	04/15/2021	09/09/2021	67772331	680.64
AT7	16080001003	095	UT	CM	01/01/2021	306T3656	WC	FTK0308	M	BRASS SEAN	07/05/2021	09/09/2021	67772333	411.05
AT7	16110510	042	UT	CB	01/01/2017	306T3656	WC	FBG6523	M	HUMPHRIES JANA E	11/28/2017	09/09/2021	67772337	36.29
AT7	16080001005	095	UT	CM	01/01/2020	306T3656	WC	FRP5621	M	LUSSIER BRENN A	11/30/2020	09/09/2021	67772364	334.04
AT7	16110413	095	UT	CM	01/01/2021	306T3656	WC	FTA8515	M	CHAMBERLAIN DILLO	07/08/2021	09/09/2021	67772365	118.16
AT7	10750005	095	UT	CM	01/01/2021	306T3656	WC	FTK0739	M	RODRIGUEZ ADDISON	07/20/2021	09/09/2021	67772366	118.16
AT7	15320027	095	UT	CM	01/01/2021	306T3656	WC	FTK7357	M	ADAMS CARSON S	08/16/2021	09/09/2021	67772367	169.68
AT7	17310007	095	UT	CM	01/01/2021	306T3656	WC	FTK5959	M	LAPALE FETUUAHO J	08/12/2021	09/09/2021	67772368	362.31
AT7	11690008	095	UT	CM	01/01/2021	306T3656	WC	FTK6727	M	GILES TINA	08/18/2021	09/09/2021	67772369	195.65
AT7	14480022042	095	UT	CM	01/01/2021	306T3656	WC	FTK7688	M	HICKMAN ADAM	08/20/2021	09/09/2021	67772370	203.10
AT7	14480007011	095	UT	CM	01/01/2021	306T3656	WC	FTK7728	M	HOYAL PAULA	08/20/2021	09/09/2021	67772370	179.13
AT7	11640005	042	UT	CB	01/01/2012	306T3656	WC	ETX7968	M	HATCH MICHAEL J	07/06/2012	09/09/2021	67772686	177.94
AT7	16110211	042	UT	CB	01/01/2021	306T3656	WC	FTK0277	C	GRACIA LIONEL R	07/16/2021	09/10/2021	67772734	2,006.00
AT7	13660003	042	UT	CB	01/01/2021	306T3656	WC	FTK9767	E	JENNIFER WEIGHT	08/27/2021	09/10/2021	67773082	41.83
AT7	11460	042	UT	CB	01/01/2020	306T3656	WC	FPD1532	C	HONE BRENT	02/11/2020	09/13/2021	67773187	960.00
AT7	12360001	042	UT	CB	01/01/2021	306T3656	WC	FTK5938	C	GARCIA RODRIGO	08/12/2021	09/13/2021	67773193	977.43
AT7	11420003	042	UT	CB	01/01/2021	306T3656	WC	FTK8560	C	SORENSEN LEE	08/25/2021	09/13/2021	67773194	319.31
AT7	14780	042	UT	CB	01/01/2020	306T3656	WC	FPD3680	E	QUIRK KENNETH	02/04/2020	09/13/2021	67773688	480.00

CSS Worker's Compensation Disbursements
Aug 2021 - Sep 2021 - By Check Number

Client Code	Organization Code	Adjusting Office	State	Claim Designator	Policy Effective Date	Policy Number	Line	Claim Number	Payment Type	Claimant Name	Loss Date	Charge Date	Check Number	Check Amount
AT7	16080001003	042	UT	CB	01/01/2021	306T3656	WC	FRU3688	E	PARK ADAM	01/14/2021	09/13/2021	67773688	560.00
AT7	14050007	042	UT	CB	01/01/2012	306T3656	WC	ESS4780	E	KEETCH SHELLIE B	03/25/2012	09/13/2021	67773689	288.00
AT7	10480003	042	UT	CB	01/01/2019	306T3656	WC	FNR1197	M	COX TAYLOR	12/25/2019	09/13/2021	67773733	609.58
AT7	11770	042	UT	CB	01/01/2018	306T3656	WC	A3C1892	C	STEELE DENNIS	09/15/2018	09/14/2021	67773820	1,494.00
AT7	15530004	042	UT	CB	01/01/2020	306T3656	WC	FQV6644	C	NYMAN JOANN	10/13/2020	09/14/2021	67773824	1,000.00
AT7	12230004019	042	UT	CB	01/01/2021	306T3656	WC	FRU7894	M	COOK DARIN	02/03/2021	09/15/2021	67774711	78.40
AT7	13980015	042	UT	CB	01/01/2021	306T3656	WC	FTA9068	C	THOMPSON JODI	07/12/2021	09/15/2021	67774712	706.00
AT7	13660003	042	UT	CB	01/01/2021	306T3656	WC	FTK9767	C	JENNIFER WEIGHT	08/27/2021	09/15/2021	67774713	132.70
AT7	16140005	042	UT	CB	01/01/2020	306T3656	WC	FQV1826	M	PAYNE MICHAEL E	03/25/2020	09/15/2021	67775874	95.16
AT7	12290	042	UT	CB	01/01/2021	306T3656	WC	FRU9183	M	NIELSON JAKE	02/08/2021	09/15/2021	67775906	419.56
AT7	16080003001	095	UT	CM	01/01/2021	306T3656	WC	FTK6546	M	JEMMETT MIKE	07/07/2021	09/15/2021	67776467	81.20
AT7	16080001005	042	UT	CB	01/01/2021	306T3656	WC	FSJ4797	M	ALLEN CATHERINE	02/19/2021	09/15/2021	67776506	40.15
AT7	13980005	042	UT	CB	01/01/2021	306T3656	WC	FSS7255	M	THOMPSON THAD	04/10/2021	09/15/2021	67776545	504.90
AT7	10640	042	UT	CB	01/01/2016	306T3656	WC	ESL7571	M	BATES LAURIE	01/19/2016	09/15/2021	67776593	28.29
AT7	14640012	042	UT	CB	01/01/2021	306T3656	WC	FTA9932	M	SCOVIL AMARIA	07/12/2021	09/15/2021	67776617	448.47
AT7	14260001	042	UT	CB	01/01/2020	306T3656	WC	FRP3589	M	KITCH LINDA	11/17/2020	09/15/2021	67776696	70.91
AT7	11110	042	UT	CB	01/01/1989	306T4813	WC	A4J7066	M	JENSEN MICHAEL	04/25/1989	09/15/2021	67776782	70.90
AT7	13660003	042	UT	CB	01/01/2021	306T3656	WC	FTK9767	M	JENNIFER WEIGHT	08/27/2021	09/15/2021	67776788	2,114.50
AT7	17080	042	UT	CB	01/01/2021	306T3656	WC	FTA3715	M	PARRISH GREG	06/03/2021	09/15/2021	67776803	114.85
AT7	17080	042	UT	CB	01/01/2021	306T3656	WC	FTA3715	M	PARRISH GREG	06/03/2021	09/15/2021	67776804	549.78
AT7	12360001	042	UT	CB	01/01/2021	306T3656	WC	FTK5938	M	GARCIA RODRIGO	08/12/2021	09/15/2021	67776820	1,585.50
AT7	12360001	042	UT	CB	01/01/2021	306T3656	WC	FTK5938	M	GARCIA RODRIGO	08/12/2021	09/15/2021	67776821	30.47
AT7	12230002007	042	UT	CB	01/01/2021	306T3656	WC	FTA0416	M	TESEN EDWARD	05/24/2021	09/15/2021	67776825	102.82
AT7	14790001	095	UT	CM	01/01/2021	306T3656	WC	FTK1219	M	PARKER JBJORNDAL	07/08/2021	09/15/2021	67776829	127.26
AT7	14050001001	042	UT	CB	01/01/2021	306T3656	WC	FSS5707	M	WILKINSON NICHOLA	05/04/2021	09/15/2021	67776832	54.52
AT7	16140005	042	UT	CB	01/01/2020	306T3656	WC	FQV1826	M	PAYNE MICHAEL E	03/25/2020	09/15/2021	67776849	128.69
AT7	10310002	042	UT	CB	01/01/2021	306T3656	WC	FTK7818	M	ALLRED LIESL K	08/20/2021	09/15/2021	67776868	115.80
AT7	14340006	042	UT	CB	01/01/2020	306T3656	WC	FRP9027	M	SMITH GARY	12/16/2020	09/15/2021	67776878	584.26
AT7	14580010	042	UT	CB	01/01/2021	306T3656	WC	FSS1511	M	PUMMELL KEVIN	03/30/2021	09/15/2021	67776878	429.56
AT7	11460	042	UT	CB	01/01/2020	306T3656	WC	FPD1532	M	HONE BRENT	02/11/2020	09/15/2021	67776879	170.49
AT7	14640024	042	UT	CB	01/01/2021	306T3656	WC	FRU7752	M	SABEY CHRIS C	02/03/2021	09/15/2021	67776879	88.74
AT7	10610005	042	UT	CB	01/01/2021	306T3656	WC	FSS6088	M	JACKSON BURKE A	04/22/2021	09/15/2021	67776881	2,098.99
AT7	12810003	095	UT	CM	01/01/2021	306T3656	WC	FSJ9417	M	MARQUEZ CHRISTOPH	03/29/2021	09/15/2021	67776882	4,864.03
AT7	14340006	042	UT	CB	01/01/2020	306T3656	WC	FRP9027	M	SMITH GARY	12/16/2020	09/15/2021	67776883	207.87
AT7	16080003002	042	UT	CB	01/01/2021	306T3656	WC	FTK6222	M	CHET ELLIS	07/07/2021	09/15/2021	67776884	9.05
AT7	00503	042	UT	CB	01/01/1987	306T4813	WC	A4J7031	M	ARCHIBIQUE ALICE	08/13/1987	09/15/2021	67776885	105.23
AT7	12210004	095	UT	CM	01/01/2020	306T3656	WC	FPZ9106	M	ABLES ELLIE R	07/06/2020	09/15/2021	67776886	50.24
AT7	10310008	095	UT	CM	01/01/2021	306T3656	WC	FSJ8583	M	ZOLMAN LARRY W	03/26/2021	09/15/2021	67776888	41.27
AT7	15530004	042	UT	CB	01/01/2020	306T3656	WC	FQV6644	M	NYMAN JOANN	10/13/2020	09/15/2021	67776889	169.57

CSS Worker's Compensation Disbursements
Aug 2021 - Sep 2021 - By Check Number

Client Code	Organization Code	Adjusting Office	State	Claim Designator	Policy Effective Date	Policy Number	Line	Claim Number	Payment Type	Claimant Name	Loss Date	Charge Date	Check Number	Check Amount
AT7	15750	042	UT	CB	01/01/2007	306T3656	WC	CAU6403	M	NEWSOME PAUL	08/06/2007	09/15/2021	67776890	105.23
AT7	14190017	042	UT	CB	01/01/2021	306T3656	WC	FTA8041	M	LIDDELL LISA	07/02/2021	09/15/2021	67776891	801.40
AT7	12960008	042	UT	CB	01/01/2021	306T3656	WC	FTK4420	M	OLESON PAUL	08/01/2021	09/15/2021	67776892	2,285.44
AT7	13660003	042	UT	CB	01/01/2021	306T3656	WC	FSJ1480	M	WALDRON BRANDON	02/05/2021	09/15/2021	67776918	596.74
AT7	14480007011	095	UT	CM	01/01/2021	306T3656	WC	FTK7728	M	HOYAL PAULA	08/20/2021	09/15/2021	67776919	403.10
AT7	11420003	042	UT	CB	01/01/2021	306T3656	WC	FTK8560	M	SORENSEN LEE	08/25/2021	09/15/2021	67776920	1,857.48
AT7	16110510	042	UT	CB	01/01/2021	306T3656	WC	FTK3182	M	OXENDINE DAVID E	07/30/2021	09/15/2021	67776921	95.68
AT7	14640019	042	UT	CB	01/01/2021	306T3656	WC	FTA9145	M	GOODE JOSHUA	07/11/2021	09/15/2021	67776922	1,009.44
AT7	14480011023	095	UT	CM	01/01/2021	306T3656	WC	FSS6142	M	O'BRIEN JIM	05/04/2021	09/15/2021	67776924	342.00
AT7	10750007	042	UT	CB	01/01/2021	306T3656	WC	FTA8295	M	PETERSEN CHAD	07/07/2021	09/15/2021	67776924	231.70
AT7	14260001	042	UT	CB	01/01/2020	306T3656	WC	FRP3589	M	KITCH LINDA	11/17/2020	09/15/2021	67776925	82.36
AT7	14480007011	042	UT	CB	01/01/2021	306T3656	WC	FTK7049	M	SYKES JEAN J	08/18/2021	09/15/2021	67776925	111.36
AT7	11420003	042	UT	CB	01/01/2021	306T3656	WC	FTK8560	M	SORENSEN LEE	08/25/2021	09/15/2021	67776925	26.10
AT7	11640002	095	UT	CM	01/01/2020	306T3656	WC	FRP6369	M	ZACHARY HENDRICKS	11/28/2020	09/15/2021	67776926	15.66
AT7	17310002	042	UT	CB	01/01/2020	306T3656	WC	FRP3300	M	HOBBS WILLIAM	11/13/2020	09/15/2021	67776927	127.00
AT7	13980012	095	UT	CM	01/01/2021	306T3656	WC	FSJ7295	M	HANSEN KERSTIN	03/18/2021	09/15/2021	67776928	88.62
AT7	13980003	095	UT	CM	01/01/2021	306T3656	WC	FSS0982	M	WILLS JAMES	04/08/2021	09/15/2021	67776928	88.62
AT7	14480011019	095	UT	CM	01/01/2021	306T3656	WC	FTK3856	M	DAVIS JARED	07/30/2021	09/15/2021	67776928	88.62
AT7	13980006004	095	UT	CM	01/01/2021	306T3656	WC	FTK5082	M	JARED SHAW	08/10/2021	09/15/2021	67776928	308.35
AT7	14480007011	095	UT	CM	01/01/2021	306T3656	WC	FTK6497	M	NURIT BASSETT	08/09/2021	09/15/2021	67776928	127.26
AT7	16110500	042	UT	CB	01/01/2021	306T3656	WC	FTK5361	M	KENDRICK MITCHELL	08/11/2021	09/15/2021	67776930	169.68
AT7	11830001	042	UT	CB	01/01/2021	306T3656	WC	FTK6373	M	MORGAN BRIAN	08/11/2021	09/15/2021	67776931	194.46
AT7	16110500	095	UT	CM	01/01/2021	306T3656	WC	FTK0541	M	SEEGMILLER MARY E	07/16/2021	09/15/2021	67776932	118.16
AT7	16110510	095	UT	CM	01/01/2021	306T3656	WC	FTK0596	M	HOLT JORDAN C	07/19/2021	09/15/2021	67776933	88.62
AT7	10750005	095	UT	CM	01/01/2021	306T3656	WC	FTK0739	M	RODRIGUEZ ADDISON	07/20/2021	09/15/2021	67776934	118.16
AT7	14500002	095	UT	CM	01/01/2021	306T3656	WC	FTK2072	M	BRADESON ERIK H	07/27/2021	09/15/2021	67776935	88.62
AT7	15320027	095	UT	CM	01/01/2021	306T3656	WC	FTK7357	M	ADAMS CARSON S	08/16/2021	09/15/2021	67776936	228.96
AT7	11170	095	UT	CM	01/01/2021	306T3656	WC	FTQ0118	M	SHERIDAN CCHAMBER	08/30/2021	09/15/2021	67776937	218.63
AT7	14500002	042	UT	CB	01/01/2021	306T3656	WC	FTK7594	M	ERIK HBRADESON	08/20/2021	09/15/2021	67776938	272.34
AT7	11030002	095	UT	CM	01/01/2021	306T3656	WC	FTA7326	M	SANTIAGO DAVID	06/30/2021	09/15/2021	67776939	223.62
AT7	14480007012	095	UT	CM	01/01/2021	306T3656	WC	FTK5500	M	MILDRED BRAMBLE	08/11/2021	09/15/2021	67776939	175.11
AT7	16690015	095	UT	CM	01/01/2021	306T3656	WC	FTK6388	M	JANALEE EYRE	07/07/2021	09/15/2021	67776939	215.57
AT7	17310003	095	UT	CM	01/01/2021	306T3656	WC	FTK7425	M	FRED PPACHECO JR	08/20/2021	09/15/2021	67776940	171.05
AT7	11030002	095	UT	CM	01/01/2021	306T3656	WC	FTK8381	M	JORDAN NIELSON	08/23/2021	09/15/2021	67776941	279.40
AT7	17310002	095	UT	CM	01/01/2021	306T3656	WC	FTK8563	M	DAVID MAUMAU	08/24/2021	09/15/2021	67776942	227.89
AT7	13230003	095	UT	CM	01/01/2021	306T3656	WC	FTQ0601	M	BENJAMIN DAYLEY	08/31/2021	09/15/2021	67776943	127.26
AT7	10750005	095	UT	CM	01/01/2021	306T3656	WC	FTK0739	M	RODRIGUEZ ADDISON	07/20/2021	09/15/2021	67776944	284.92
AT7	14480007011	042	UT	CB	01/01/2019	306T3656	WC	FMX3723	M	JONES LAURIE	10/03/2019	09/15/2021	67776945	576.48
AT7	14480022030	042	UT	CB	01/01/2021	306T3656	WC	FSS4939	M	BIRD COLTON	04/23/2021	09/15/2021	67776945	1,774.30

CSS Worker's Compensation Disbursements
Aug 2021 - Sep 2021 - By Check Number

Client Code	Organization Code	Adjusting Office	State	Claim Designator	Policy Effective Date	Policy Number	Line	Claim Number	Payment Type	Claimant Name	Loss Date	Charge Date	Check Number	Check Amount
AT7	14480011023	095	UT	CM	01/01/2021	306T3656	WC	FSS6142	M	O'BRIEN JIM	05/04/2021	09/15/2021	67776945	789.34
AT7	13980015	042	UT	CB	01/01/2021	306T3656	WC	FTA9068	M	THOMPSON JODI	07/12/2021	09/15/2021	67776945	2,862.47
AT7	14480022030	042	UT	CB	01/01/2021	306T3656	WC	FTK0677	M	JOJI VAKALALA	07/19/2021	09/15/2021	67776945	1,663.75
AT7	15610015003	042	UT	CB	01/01/2021	306T3656	WC	FTK7667	M	JORGE AMORALES	08/20/2021	09/15/2021	67776945	1,134.85
AT7	15610021	095	UT	CM	01/01/2021	306T3656	WC	FTK1840	M	KINDER KYLEE	07/23/2021	09/15/2021	67776946	2,270.62
AT7	16110510	042	UT	CB	01/01/2021	306T3656	WC	FTK3182	M	OXENDINE DAVID E	07/30/2021	09/15/2021	67776947	389.89
AT7	14480007011	042	UT	CB	01/01/2021	306T3656	WC	FTK7049	M	SYKES JEAN J	08/18/2021	09/15/2021	67776948	57,106.97
AT7	15610015001	042	UT	CB	01/01/2020	306T3656	WC	FPZ2637	C	STONE CALLAN M	06/09/2020	09/16/2021	67777144	534.00
AT7	13500003	042	UT	CB	01/01/2020	306T3656	WC	FQM1044	C	CARDENAS CARMEN	07/22/2020	09/16/2021	67777151	1,569.44
AT7	16080001001	042	UT	CB	01/01/2021	306T3656	WC	FSJ0221	M	LATHEN WESLEY	02/15/2021	09/16/2021	67777152	1,775.20
AT7	16080001003	042	UT	CB	01/01/2021	306T3656	WC	FTK3625	M	O'HARRA GORDON	07/15/2021	09/16/2021	67777154	782.88
AT7	12960008	042	UT	CB	01/01/2021	306T3656	WC	FTK4420	M	OLESON PAUL	08/01/2021	09/16/2021	67777155	133.56
AT7	12480	042	UT	CB	01/01/2021	306T3656	WC	FTK5485	C	BREWER TRAE DYN	08/11/2021	09/16/2021	67777156	520.00
AT7	12940016	042	UT	CB	01/01/2021	306T3656	WC	FTQ0600	C	JAMES THOMPSON	08/06/2021	09/16/2021	67777157	3,029.42
AT7	11560003	042	UT	CB	01/01/2021	306T3656	WC	FRU8588	M	CREEK KELSIE	02/05/2021	09/17/2021	67778677	1,579.90
AT7	11690005	042	UT	CB	01/01/2020	306T3656	WC	FPR6237	C	GUNN KRISTI	05/05/2020	09/20/2021	67778801	1,292.00
AT7	15320023	042	UT	CB	01/01/2021	306T3656	WC	FSS8030	C	JOHNSON KAREN	05/14/2021	09/20/2021	67778804	738.00
AT7	13660003	042	UT	CB	01/01/2021	306T3656	WC	FTK9767	C	JENNIFER WEIGHT	08/27/2021	09/20/2021	67778805	18.96
AT7	13660003	042	UT	CB	01/01/2021	306T3656	WC	FTK9767	M	JENNIFER WEIGHT	08/27/2021	09/20/2021	67778806	116.70
AT7	16080003001	042	UT	CB	01/01/2021	306T3656	WC	FTQ0606	C	JEREMIAH JENSEN	09/06/2021	09/20/2021	67778807	444.89
AT7	16080001001	042	UT	CB	01/01/2021	306T3656	WC	FTQ1811	C	James DeGering	08/26/2021	09/20/2021	67778808	1,186.33
AT7	10540	042	UT	CB	01/01/2021	306T3656	WC	FSS4142	C	SMITH SETH W	04/15/2021	09/21/2021	67779448	938.00
AT7	10610005	042	UT	CB	01/01/2021	306T3656	WC	FSS6088	C	JACKSON BURKE A	04/22/2021	09/21/2021	67779449	274.73
AT7	13980005	042	UT	CB	01/01/2021	306T3656	WC	FSS7255	C	THOMPSON THAD	04/10/2021	09/21/2021	67779450	486.00
AT7	11490015	042	UT	CB	01/01/2019	306T3656	WC	FMX3174	C	CAMUNEZ DAVID	09/18/2019	09/22/2021	67780098	1,031.90
AT7	15610004	042	UT	CB	01/01/2020	306T3656	WC	FPZ6063	C	HUNTER JED W	06/30/2020	09/22/2021	67780099	454.00
AT7	11200004	042	UT	CB	01/01/2021	306T3656	WC	FTA0846	C	EVANS MATTHEW	06/01/2021	09/22/2021	67780107	1,062.90
AT7	17080	042	UT	CB	01/01/2021	306T3656	WC	FTA3715	M	PARRISH GREG	06/03/2021	09/22/2021	67780291	4,981.54
AT7	11640005	042	UT	CB	01/01/2012	306T3656	WC	ETX7968	E	HATCH MICHAEL J	07/06/2012	09/22/2021	67780809	144.00
AT7	16110510	042	UT	CB	01/01/2017	306T3656	WC	FBG6523	M	HUMPHRIES JANAE	11/28/2017	09/22/2021	67781260	64.96
AT7	16140003	042	UT	CB	01/01/2021	306T3656	WC	FSJ6849	M	HAYES SARAH	03/18/2021	09/22/2021	67781312	81.60
AT7	11860	042	UT	CB	01/01/2011	306T3656	WC	EPU2290	M	WOOD SAMUEL J	06/16/2011	09/22/2021	67781359	70.91
AT7	11450	042	UT	CB	01/01/2020	306T3656	WC	FPR7119	M	PHILLIPS JOHN	05/12/2020	09/22/2021	67781359	70.90
AT7	15320023	042	UT	CB	01/01/2021	306T3656	WC	FSS8030	M	JOHNSON KAREN	05/14/2021	09/22/2021	67781359	70.91
AT7	10610005	042	UT	CB	01/01/2021	306T3656	WC	FSS6088	M	JACKSON BURKE A	04/22/2021	09/22/2021	67781560	8,488.73
AT7	16080001005	042	UT	CB	01/01/2018	306T3656	WC	FHY9767	M	ROBINSON ZACH	11/01/2018	09/22/2021	67781761	124.88
AT7	16080001003	042	UT	CB	01/01/2021	306T3656	WC	FTK3625	M	O'HARRA GORDON	07/15/2021	09/22/2021	67781762	81.20
AT7	16080003004	095	UT	CM	01/01/2021	306T3656	WC	FTA4069	M	WHEELER HIRAM	05/23/2021	09/22/2021	67781763	124.88
AT7	16080001003	095	UT	CM	01/01/2021	306T3656	WC	FTA9307	M	STEPHENS BANNING	07/13/2021	09/22/2021	67781763	206.08

CSS Worker's Compensation Disbursements
Aug 2021 - Sep 2021 - By Check Number

Client Code	Organization Code	Adjusting Office	State	Claim Designator	Policy Effective Date	Policy Number	Line	Claim Number	Payment Type	Claimant Name	Loss Date	Charge Date	Check Number	Check Amount
AT7	16080003001	095	UT	CM	01/01/2021	306T3656	WC	FTK6546	M	JEMMETT MIKE	07/07/2021	09/22/2021	67781763	124.88
AT7	16080001004	095	UT	CM	01/01/2021	306T3656	WC	FTQ0619	M	ADAM BRANDT	08/26/2021	09/22/2021	67781763	81.20
AT7	16080001004	095	UT	CM	01/01/2021	306T3656	WC	FTQ0619	M	ADAM BRANDT	08/26/2021	09/22/2021	67781764	13.92
AT7	10480009	095	UT	CM	01/01/2021	306T3656	WC	FTK0436	M	LAURITSEN TODD	07/08/2021	09/22/2021	67781944	2,757.93
AT7	12230001041	095	UT	CM	01/01/2021	306T3656	WC	FTK5843	M	BROOKELLE PETERSO	08/02/2021	09/22/2021	67782165	130.66
AT7	12790	095	UT	CM	01/01/2021	306T3656	WC	FTK7939	M	ROBINSON DATHON N	08/24/2021	09/22/2021	67782165	70.90
AT7	14640012	042	UT	CB	01/01/2021	306T3656	WC	FTA9932	M	SCOVIL AMARIA	07/12/2021	09/22/2021	67782172	233.48
AT7	12570	042	UT	CB	01/01/2021	306T3656	WC	FTK4709	M	ABBOTT KARL M	08/07/2021	09/22/2021	67782211	21,338.31
AT7	10640	042	UT	CB	01/01/2015	306T3656	WC	E3W4470	M	ROBINSON LYNNETTE	07/14/2015	09/22/2021	67782227	88.74
AT7	10550	042	UT	CB	01/01/2021	306T3656	WC	FSJ6695	E	LOFLEY KEITH	03/17/2021	09/22/2021	67782227	137.80
AT7	16690004	042	UT	CB	01/01/2021	306T3656	WC	FSS8764	M	CANDALOT KURT L	05/19/2021	09/22/2021	67782227	131.70
AT7	15610015003	042	UT	CB	01/01/2021	306T3656	WC	FTA7023	M	ADAMS ZACHARY K	06/30/2021	09/22/2021	67782227	228.60
AT7	12960001	042	UT	CB	01/01/2021	306T3656	WC	FTK8865	M	JEREMY GODFREY	08/26/2021	09/22/2021	67782227	79.76
AT7	13660003	042	UT	CB	01/01/2021	306T3656	WC	FTK9767	M	JENNIFER WEIGHT	08/27/2021	09/22/2021	67782227	160.99
AT7	14390002	042	UT	CB	01/01/2021	306T3656	WC	FTA4201	M	HADLOCK NICOLE	06/15/2021	09/22/2021	67782229	70.91
AT7	16110413	042	UT	CB	01/01/2021	306T3656	WC	FSS2261	M	LIRA ANTHONY J	04/15/2021	09/22/2021	67782231	1,103.65
AT7	14740003	042	UT	CB	01/01/2021	306T3656	WC	FTA3397	M	OBRAY TANNER	06/11/2021	09/22/2021	67782231	816.00
AT7	13160002	095	UT	CM	01/01/2021	306T3656	WC	FSS8436	M	SPENCER JOHN	05/18/2021	09/22/2021	67782232	145.32
AT7	11200004	042	UT	CB	01/01/2021	306T3656	WC	FTA0846	M	EVANS MATTHEW	06/01/2021	09/22/2021	67782232	298.08
AT7	14480007012	042	UT	CB	01/01/2020	306T3656	WC	FQV9028	M	ROBINSON ZAC	10/21/2020	09/22/2021	67782233	228.00
AT7	14580010	042	UT	CB	01/01/2021	306T3656	WC	FRU7315	M	CURRIE TRENT	01/29/2021	09/22/2021	67782234	159.68
AT7	14580010	042	UT	CB	01/01/2021	306T3656	WC	FSS1511	M	PUMMELL KEVIN	03/30/2021	09/22/2021	67782234	123.04
AT7	12960008	042	UT	CB	01/01/2021	306T3656	WC	FTK4420	M	OLESON PAUL	08/01/2021	09/22/2021	67782236	164.32
AT7	14190017	042	UT	CB	01/01/2021	306T3656	WC	FTA8041	M	LIDDELL LISA	07/02/2021	09/22/2021	67782237	33.85
AT7	17950	095	UT	CM	01/01/2021	306T3656	WC	FTK4591	M	WILSON JACKIE	07/26/2021	09/22/2021	67782238	70.91
AT7	12310	042	UT	CB	01/01/2021	306T3656	WC	FSJ5816	M	HATCH REBEKAH	03/09/2021	09/22/2021	67782239	120.67
AT7	17870	095	UT	CM	01/01/2020	306T3656	WC	FQV6695	M	LOPEZ CRAYTHORNEL	10/13/2020	09/22/2021	67782240	9.24
AT7	16110211	095	UT	CM	01/01/2021	306T3656	WC	FSS9213	M	LUKE LJESSOP	05/20/2021	09/22/2021	67782240	10.14
AT7	11420003	042	UT	CB	01/01/2021	306T3656	WC	FTK8560	M	SORENSEN LEE	08/25/2021	09/22/2021	67782241	59.92
AT7	15320027	095	UT	CM	01/01/2021	306T3656	WC	FTK7357	M	ADAMS CARSON S	08/16/2021	09/22/2021	67782242	56.20
AT7	13900	042	UT	CB	01/01/2021	306T3656	WC	FSJ3306	M	BERRYHILL LORRAIN	03/02/2021	09/22/2021	67782243	560.38
AT7	12360004	042	UT	CB	01/01/2019	306T3656	WC	FNR0465	M	KESLER BRODY G	12/17/2019	09/22/2021	67782246	82.65
AT7	16080001003	042	UT	CB	01/01/2021	306T3656	WC	FTA1104	M	WEBB ADAM	05/24/2021	09/22/2021	67782246	105.46
AT7	16080001001	095	UT	CM	01/01/2021	306T3656	WC	FSJ3489	M	BOGENSCHUTZ NATHA	03/02/2021	09/22/2021	67782247	82.65
AT7	16080003004	095	UT	CM	01/01/2021	306T3656	WC	FTA4069	M	WHEELER HIRAM	05/23/2021	09/22/2021	67782247	310.30
AT7	16080001003	095	UT	CM	01/01/2021	306T3656	WC	FTA9307	M	STEPHENS BANNING	07/13/2021	09/22/2021	67782247	2,866.76
AT7	14260001	042	UT	CB	01/01/2020	306T3656	WC	FRP3589	M	KITCH LINDA	11/17/2020	09/22/2021	67782266	380.09
AT7	14480007011	042	UT	CB	01/01/2021	306T3656	WC	FTK7049	M	SYKES JEAN J	08/18/2021	09/22/2021	67782267	34.22
AT7	13980006004	095	UT	CM	01/01/2021	306T3656	WC	FTK5492	M	TRISTAN JOHNSON	08/11/2021	09/22/2021	67782268	15.66

CSS Worker's Compensation Disbursements
Aug 2021 - Sep 2021 - By Check Number

Client Code	Organization Code	Adjusting Office	State	Claim Designator	Policy Effective Date	Policy Number	Line	Claim Number	Payment Type	Claimant Name	Loss Date	Charge Date	Check Number	Check Amount
AT7	12310	042	UT	CB	01/01/2021	306T3656	WC	FSJ5816	M	HATCH REBEKAH	03/09/2021	09/22/2021	67782270	88.62
AT7	15610015003	042	UT	CB	01/01/2021	306T3656	WC	FTK7667	M	JORGE AMORALES	08/20/2021	09/22/2021	67782270	215.88
AT7	12940016	095	UT	CM	01/01/2021	306T3656	WC	FSJ2987	M	ST PETER JOSEPH	02/03/2021	09/22/2021	67782271	180.42
AT7	14480020024	095	UT	CM	01/01/2021	306T3656	WC	FSJ8604	M	INOKE HALENE	03/24/2021	09/22/2021	67782271	177.24
AT7	16690011	095	UT	CM	01/01/2021	306T3656	WC	FSS1126	M	OLSON KIMBALL	04/05/2021	09/22/2021	67782271	177.24
AT7	13980006004	095	UT	CM	01/01/2021	306T3656	WC	FTK5082	M	JARED SHAW	08/10/2021	09/22/2021	67782271	177.24
AT7	14480022030	095	UT	CM	01/01/2021	306T3656	WC	FTK9394	M	RYAN PETTIT	08/30/2021	09/22/2021	67782271	203.10
AT7	14480011019	095	UT	CM	01/01/2021	306T3656	WC	FTK9676	M	JASON WARNER	08/24/2021	09/22/2021	67782271	127.26
AT7	13980019	095	UT	CM	01/01/2021	306T3656	WC	FTQ1142	M	GARY LDEHEER	02/05/2021	09/22/2021	67782272	171.04
AT7	16110111	095	UT	CM	01/01/2021	306T3656	WC	FTK4098	M	CROTHERS KRISTEEN	08/02/2021	09/22/2021	67782274	359.32
AT7	16140003	095	UT	CM	01/01/2021	306T3656	WC	FTK9448	M	DUSTIN TLABBE	08/30/2021	09/22/2021	67782275	203.10
AT7	11690008	095	UT	CM	01/01/2021	306T3656	WC	FTK6727	M	GILES TINA	08/18/2021	09/22/2021	67782276	122.99
AT7	11690007	095	UT	CM	01/01/2021	306T3656	WC	FTK8030	M	KAITLYN TIMOTHY	08/24/2021	09/22/2021	67782276	127.26
AT7	11690007	095	UT	CM	01/01/2021	306T3656	WC	FTK9936	M	JOSEPH ZIMMERMAN	09/01/2021	09/22/2021	67782276	167.28
AT7	14050001001	042	UT	CB	01/01/2021	306T3656	WC	FSS5707	M	WILKINSON NICHOLA	05/04/2021	09/22/2021	67782278	175.76
AT7	14480007011	042	UT	CB	01/01/2019	306T3656	WC	FMX3723	M	JONES LAURIE	10/03/2019	09/22/2021	67782279	144.12
AT7	13980007	042	UT	CB	01/01/2021	306T3656	WC	FSS5718	M	COATES JENNY	05/03/2021	09/22/2021	67782279	288.02
AT7	16110413	042	UT	CB	01/01/2021	306T3656	WC	FSS2261	M	LIRA ANTHONY J	04/15/2021	09/22/2021	67782280	104.02
AT7	16690019	095	UT	CM	01/01/2021	306T3656	WC	FSJ0259	M	WOOD MADISON	02/14/2021	09/22/2021	67782281	224.57
AT7	13980006004	095	UT	CM	01/01/2021	306T3656	WC	FTK5492	M	TRISTAN JOHNSON	08/11/2021	09/22/2021	67782281	1,847.59
AT7	11640002	095	UT	CM	01/01/2020	306T3656	WC	FRP6369	M	ZACHARY HENDRICKS	11/28/2020	09/22/2021	67782282	91.00
AT7	11830011	042	UT	CB	01/01/2017	306T3656	WC	E9A2052	C	COX STEVEN W	01/03/2017	09/23/2021	67782487	458.48
AT7	16690001	042	UT	CB	01/01/2021	306T3656	WC	FTA3450	C	BATEMAN MARY	06/11/2021	09/23/2021	67782491	438.59
AT7	10970	042	UT	CB	01/01/1987	306T4813	WC	A4J6803	C	IVIE GERRY	07/02/1987	09/24/2021	67783028	1,140.00
AT7	16110211	042	UT	CB	01/01/2021	306T3656	WC	FTK0277	C	GRACIA LIONEL R	07/16/2021	09/24/2021	67783030	2,006.00
AT7	11460	042	UT	CB	01/01/2020	306T3656	WC	FPD1532	C	HONE BRENT	02/11/2020	09/27/2021	67783666	960.00
AT7	16690004	042	UT	CB	01/01/2021	306T3656	WC	FSS8764	C	CANDALOT KURT L	05/19/2021	09/27/2021	67783672	527.00
AT7	11770	042	UT	CB	01/01/2018	306T3656	WC	A3C1892	C	STEELE DENNIS	09/15/2018	09/28/2021	67784311	1,494.00
AT7	15530004	042	UT	CB	01/01/2020	306T3656	WC	FQV6644	C	NYMAN JOANN	10/13/2020	09/28/2021	67784316	1,000.00
AT7	16080001001	042	UT	CB	01/01/2021	306T3656	WC	FTQ1811	M	James DeGering	08/26/2021	09/28/2021	67784318	40.34
AT7	16080001001	042	UT	CB	01/01/2021	306T3656	WC	FTQ1811	M	James DeGering	08/26/2021	09/28/2021	67784319	21.44
AT7	16080001002	042	UT	CB	01/01/2021	306T3656	WC	FTQ2341	C	GEOFFREY WALKER	08/24/2021	09/28/2021	67784320	1,023.42
AT7	11690005	042	UT	CB	01/01/2020	306T3656	WC	FPR6237	E	GUNN KRISTI	05/05/2020	09/28/2021	67784966	27.00
AT7	14480007010	042	UT	CB	01/01/2021	306T3656	WC	FTA8379	C	VAN NOSDOL TY	06/08/2021	09/29/2021	67785050	1,462.44
AT7	13980015	042	UT	CB	01/01/2021	306T3656	WC	FTA9068	C	THOMPSON JODI	07/12/2021	09/29/2021	67785051	706.00
AT7	16080001001	042	UT	CB	01/01/2021	306T3656	WC	FTQ1800	C	TYLER LIVINGSTON	09/12/2021	09/29/2021	67785052	889.67
AT7	14640019	042	UT	CB	01/01/2021	306T3656	WC	FTA9145	M	GOODE JOSHUA	07/11/2021	09/29/2021	67786105	877.26
AT7	14580010	095	UT	CB	01/01/1999	306T4813	WC	A4J7037	M	HAMILTON CLARENCE	10/01/1999	09/29/2021	67786554	123.60
AT7	14640012	042	UT	CB	01/01/2021	306T3656	WC	FTA9932	M	SCOVIL AMARIA	07/12/2021	09/29/2021	67786631	123.30

CSS Worker's Compensation Disbursements
Aug 2021 - Sep 2021 - By Check Number

Client Code	Organization Code	Adjusting Office	State	Claim Designator	Policy Effective Date	Policy Number	Line	Claim Number	Payment Type	Claimant Name	Loss Date	Charge Date	Check Number	Check Amount
AT7	13070002	095	UT	CM	01/01/2021	306T3656	WC	FSS6894	M	MOWER ANTHONY J	05/10/2021	09/29/2021	67786653	2,970.29
AT7	12230004019	042	UT	CB	01/01/2021	306T3656	WC	FRU7894	M	COOK DARIN	02/03/2021	09/29/2021	67786857	444.60
AT7	14580010	095	UT	CB	01/01/1999	306T4813	WC	A4J7037	M	HAMILTON CLARENCE	10/01/1999	09/29/2021	67786884	128.52
AT7	12360003	095	UT	CM	01/01/2021	306T3656	WC	FTK1993	M	LOPEZ CINDY	07/26/2021	09/29/2021	67786888	171.63
AT7	14580010	042	UT	CB	01/01/2019	306T3656	WC	FKV9107	M	MANNING AMMON	01/07/2019	09/29/2021	67786889	118.16
AT7	14640012	042	UT	CB	01/01/2021	306T3656	WC	FTA9932	M	SCOVIL AMARIA	07/12/2021	09/29/2021	67786889	66.56
AT7	14580010	095	UT	CB	01/01/1999	306T4813	WC	A4J7037	M	HAMILTON CLARENCE	10/01/1999	09/29/2021	67786891	84.15
AT7	10310002	042	UT	CB	01/01/2021	306T3656	WC	FTK7818	M	ALLRED LIESL K	08/20/2021	09/29/2021	67786917	86.85
AT7	13660003	042	UT	CB	01/01/2021	306T3656	WC	FTK9767	M	JENNIFER WEIGHT	08/27/2021	09/29/2021	67786917	369.89
AT7	12060	095	UT	CM	01/01/2021	306T3656	WC	FSS5160	M	WALKER TRENT	04/22/2021	09/29/2021	67786933	92.00
AT7	14390002	042	UT	CB	01/01/2021	306T3656	WC	FTA4201	M	HADLOCK NICOLE	06/15/2021	09/29/2021	67786934	792.20
AT7	14580010	042	UT	CB	01/01/2021	306T3656	WC	FSS1511	M	PUMMELL KEVIN	03/30/2021	09/29/2021	67786936	343.16
AT7	14580010	042	UT	CB	01/01/2021	306T3656	WC	FSS1511	M	PUMMELL KEVIN	03/30/2021	09/29/2021	67786937	141.82
AT7	15610015003	042	UT	CB	01/01/2021	306T3656	WC	FTK7667	M	JORGE AMORALES	08/20/2021	09/29/2021	67786938	86.11
AT7	16140003	042	UT	CB	01/01/2019	306T3656	WC	FMP7200	M	RICKS CURTIS W	07/31/2019	09/29/2021	67786939	91.96
AT7	13160002	095	UT	CM	01/01/2021	306T3656	WC	FSS8436	M	SPENCER JOHN	05/18/2021	09/29/2021	67786940	72.66
AT7	11200004	042	UT	CB	01/01/2021	306T3656	WC	FTA0846	M	EVANS MATTHEW	06/01/2021	09/29/2021	67786940	74.52
AT7	14190012	095	UT	CM	01/01/2021	306T3656	WC	FTK7206	M	DAVID COLLINS	08/16/2021	09/29/2021	67786941	177.53
AT7	14190021	095	UT	CM	01/01/2021	306T3656	WC	FTQ2099	M	LINDSAY CRICHLow	08/18/2021	09/29/2021	67786941	242.75
AT7	13660003	042	UT	CB	01/01/2021	306T3656	WC	FSJ1480	M	WALDRON BRANDON	02/05/2021	09/29/2021	67786969	220.38
AT7	11640002	095	UT	CM	01/01/2020	306T3656	WC	FRP6369	M	ZACHARY HENDRICKS	11/28/2020	09/29/2021	67786970	898.58
AT7	11640002	095	UT	CM	01/01/2021	306T3656	WC	FSS0371	M	ADRIAN GANDARIALL	03/31/2021	09/29/2021	67786971	95.68
AT7	17870	095	UT	CM	01/01/2021	306T3656	WC	FSJ7845	M	ROCIO ESPITIA MAR	03/17/2021	09/29/2021	67786972	259.28
AT7	14640019	042	UT	CB	01/01/2021	306T3656	WC	FTA9145	M	GOODE JOSHUA	07/11/2021	09/29/2021	67786973	11.60
AT7	16080002005	042	UT	CB	01/01/2021	306T3656	WC	FTK2327	M	BENJAMIN HODGES	07/28/2021	09/29/2021	67786973	366.56
AT7	15610015003	042	UT	CB	01/01/2021	306T3656	WC	FTK7667	M	JORGE AMORALES	08/20/2021	09/29/2021	67786973	28.42
AT7	13750001	042	UT	CB	01/01/2021	306T3656	WC	FTA4299	M	ERIC KLEVEN	06/11/2021	09/29/2021	67786976	127.26
AT7	11690007	095	UT	CM	01/01/2021	306T3656	WC	FTK8030	M	KAITLYN TIMOTHY	08/24/2021	09/29/2021	67786977	88.62
AT7	16110611	095	UT	CM	01/01/2021	306T3656	WC	FTK8308	M	TAYLOR BEVERETT	08/24/2021	09/29/2021	67786978	118.16
AT7	14500002	042	UT	CB	01/01/2021	306T3656	WC	FTK7594	M	ERIK HBRADSON	08/20/2021	09/29/2021	67786979	118.16
AT7	13030	042	UT	CB	01/01/2019	306T3656	WC	FLX7388	M	PLEDGER BARBARA	06/26/2019	09/29/2021	67786980	576.25
AT7	16690015	095	UT	CM	01/01/2021	306T3656	WC	FTK6388	M	JANALEE EYRE	07/07/2021	09/29/2021	67786981	761.41
AT7	14050001001	042	UT	CB	01/01/2021	306T3656	WC	FSS5707	M	WILKINSON NICHOLA	05/04/2021	09/29/2021	67786982	547.27
AT7	14640019	042	UT	CB	01/01/2021	306T3656	WC	FTA9145	M	GOODE JOSHUA	07/11/2021	09/29/2021	67786982	5,613.97
AT7	11200004	042	UT	CB	01/01/2021	306T3656	WC	FTA0846	M	EVANS MATTHEW	06/01/2021	09/29/2021	67786983	1,752.57
AT7	13640004	042	UT	CB	01/01/2020	306T3656	WC	FPZ8038	M	RUNOLFSON GABRIEL	07/02/2020	09/29/2021	67786984	420.32
AT7	16110413	095	UT	CM	01/01/2021	306T3656	WC	FTA8515	M	CHAMBERLAIN DILLO	07/08/2021	09/29/2021	67786985	367.30
AT7	11740	042	UT	CB	01/01/1999	306T4813	WC	A4J8127	C	DALLEY RAWLAND	05/28/1999	09/29/2021	67787052	908.00
AT7	14050001001	042	UT	CB	01/01/2021	306T3656	WC	FTA7813	M	CRNICH ANDY S	07/02/2021	09/29/2021	67787135	233.43

CSS Worker's Compensation Disbursements
Aug 2021 - Sep 2021 - By Check Number

Client Code	Organization Code	Adjusting Office	State	Claim Designator	Policy Effective Date	Policy Number	Line	Claim Number	Payment Type	Claimant Name	Loss Date	Charge Date	Check Number	Check Amount
AT7	16080001002	042	UT	CB	01/01/2021	306T3656	WC	FTQ2341	M	GEOFFREY WALKER	08/24/2021	09/29/2021	67787310	124.88
AT7	16080003002	042	UT	CB	01/01/2021	306T3656	WC	FTK6222	M	CHET ELLIS	07/07/2021	09/29/2021	67787389	3,211.87
AT7	11640005	042	UT	CB	01/01/2018	306T3656	WC	FCJ4676	M	HATCH MICHAEL J	03/28/2018	09/29/2021	67787397	380.93
AT7	11640005	042	UT	CB	01/01/2012	306T3656	WC	ETX7968	M	HATCH MICHAEL J	07/06/2012	09/29/2021	67787398	2,539.55
AT7	15610015003	042	UT	CB	01/01/2021	306T3656	WC	FTA7023	M	ADAMS ZACHARY K	06/30/2021	09/29/2021	67787407	4.50
AT7	13160002	095	UT	CM	01/01/2021	306T3656	WC	FSS8436	M	SPENCER JOHN	05/18/2021	09/29/2021	67787408	105.23
AT7	14680011	095	UT	CM	01/01/2021	306T3656	WC	FTA5494	M	FAULKNER JOSH	06/18/2021	09/29/2021	67787409	70.91
AT7	13980006004	095	UT	CM	01/01/2021	306T3656	WC	FTK5492	M	TRISTAN JOHNSON	08/11/2021	09/29/2021	67787410	86.11
AT7	11220	095	UT	CM	01/01/2021	306T3656	WC	FTA8866	M	WAHLBERG DENNIS	07/10/2021	09/29/2021	67787411	18.82
AT7	15610020	042	UT	CB	01/01/2021	306T3656	WC	FRU5648	M	CLAYSON BLAKE L	01/13/2021	09/29/2021	67787412	87.75
AT7	14480007010	042	UT	CB	01/01/2021	306T3656	WC	FTA8379	M	VAN NOSDOL TY	06/08/2021	09/29/2021	67787413	855.15
AT7	13160002	095	UT	CM	01/01/2021	306T3656	WC	FSS8436	M	SPENCER JOHN	05/18/2021	09/29/2021	67787414	149.04
AT7	14480022034	095	UT	CM	01/01/2021	306T3656	WC	FSS6984	M	CLUFF COREY	05/08/2021	09/29/2021	67787415	148.12
AT7	13900	042	UT	CB	01/01/2021	306T3656	WC	FSJ3306	M	BERRYHILL LORRAIN	03/02/2021	09/29/2021	67787416	215.58
AT7	16080001005	042	UT	CB	01/01/2021	306T3656	WC	FSJ4797	M	ALLEN CATHERINE	02/19/2021	09/29/2021	67787417	252.11
AT7	16080001003	095	UT	CM	01/01/2021	306T3656	WC	FTA9307	M	STEPHENS BANNING	07/13/2021	09/29/2021	67787418	85.50
AT7	11640002	095	UT	CM	01/01/2021	306T3656	WC	FSS0371	M	ADRIAN GANDARIALL	03/31/2021	09/29/2021	67787422	649.81
AT7	14480022042	042	UT	CB	01/01/2014	306T3656	WC	EZD6207	M	SHERWOOD GREG	01/30/2014	09/29/2021	67787423	66.56
AT7	15130	042	UT	CB	01/01/2020	306T3656	WC	FTA3044	M	HOWARD JOHNA	10/30/2020	09/29/2021	67787423	79.56
AT7	13980015	042	UT	CB	01/01/2021	306T3656	WC	FTA9068	M	THOMPSON JODI	07/12/2021	09/29/2021	67787423	1,545.70
AT7	11830004	042	UT	CB	01/01/2020	306T3656	WC	FQV9711	M	MITCHELL TROY V	10/08/2020	09/29/2021	67787424	12.48
AT7	14480011019	095	UT	CM	01/01/2021	306T3656	WC	FTK9676	M	JASON WARNER	08/24/2021	09/29/2021	67787425	88.62
AT7	16110200	095	UT	CM	01/01/2021	306T3656	WC	FRU6720	M	BIEN GLEN H	01/26/2021	09/29/2021	67787426	88.62
AT7	11170	095	UT	CM	01/01/2021	306T3656	WC	FTQ0118	M	SHERIDAN CCHAMBER	08/30/2021	09/29/2021	67787427	49.92
AT7	15320001	042	UT	CB	01/01/2021	306T3656	WC	FTK2892	M	RICHARDSON MICHAEL	07/08/2021	09/29/2021	67787428	373.73
AT7	14480007010	042	UT	CB	01/01/2021	306T3656	WC	FTA8379	M	VAN NOSDOL TY	06/08/2021	09/29/2021	67787429	14,969.08
AT7	15610015001	042	UT	CB	01/01/2020	306T3656	WC	FPZ2637	C	STONE CALLAN M	06/09/2020	09/30/2021	67787474	534.00
AT7	16110000	042	UT	CB	01/01/2021	306T3656	WC	FSS1993	C	DAY DALLAS W	04/13/2021	09/30/2021	67787480	267.88
AT7	12480	042	UT	CB	01/01/2021	306T3656	WC	FTK5485	C	BREWER TRAE DYN	08/11/2021	09/30/2021	67787481	520.00
AT7	15530004	042	UT	CB	01/01/2020	306T3656	WC	FQV6644	M	NYMAN JOANN	10/13/2020	09/30/2021	67788114	31,145.75
AT7	13090	042	UT	CB	01/01/2018	306T3656	WC	FCJ7718	C	CHAPPEL PATRICIA	05/08/2018	08/06/2021	92385054	(41,518.64)
AT7	13090	042	UT	CB	01/01/2018	306T3656	WC	FCJ7718	M	CHAPPEL PATRICIA	05/08/2018	08/06/2021	92385054	(54,245.99)
AT7	10190	042	UT	CB	01/01/2020	306T3656	WC	FPD4391	M	TOVAR EVELYN	02/12/2020	08/17/2021	92386179	(804.64)
AT7	13090	042	UT	CB	01/01/2008	306T3656	WC	A9E6171	M	CLEMENT DEAN R	03/03/2008	09/02/2021	92387997	(141.82)
AT7	11830001	042	UT	CB	01/01/2020	306T3656	WC	FRP6931	C	HOLT CHAD	11/30/2020	09/03/2021	92388204	(136.04)
AT7	11830001	042	UT	CB	01/01/2020	306T3656	WC	FRP6931	M	HOLT CHAD	11/30/2020	09/03/2021	92388204	(4,920.73)
AT7	16410	042	UT	CB	01/01/2020	306T3656	WC	FQM3702	M	MCDONALD CHAD	08/07/2020	09/17/2021	92388249	(40.00)
AT7	13200004	042	UT	CB	01/01/2018	306T3656	WC	FCJ7697	C	RYNEARSON KYLER J	05/06/2018	09/20/2021	92389761	(196.09)
AT7	13200004	042	UT	CB	01/01/2018	306T3656	WC	FCJ7697	M	RYNEARSON KYLER J	05/06/2018	09/20/2021	92389761	(5,141.16)

**CSS Worker's Compensation Disbursements
Aug 2021 - Sep 2021 - By Check Number**

Client Code	Organization Code	Adjusting Office	State	Claim Designator	Policy Effective Date	Policy Number	Line	Claim Number	Payment Type	Claimant Name	Loss Date	Charge Date	Check Number	Check Amount
AT7	11620	042	UT	CB	01/01/2020	306T3656	WC	FTK6511	M	UNGARD JONATHAN	09/25/2020	09/23/2021	92390085	(170.80)
AT7	11830001	042	UT	CB	01/01/2020	306T3656	WC	FRP6931	M	HOLT CHAD	11/30/2020	09/24/2021	92390184	(258.46)
AT7	13260	042	UT	CB	01/01/2019	306T3656	WC	FMP1766	M	MYERS LAURA	08/19/2019	09/27/2021	92390193	(0.05)
AT7	16560	042	UT	CB	01/01/2016	306T3656	WC	E7W2352	C	WILSON DAVID S	08/10/2016	09/30/2021	92390643	(2,731.12)
AT7	16560	042	UT	CB	01/01/2016	306T3656	WC	E7W2352	M	WILSON DAVID S	08/10/2016	09/30/2021	92390643	(5,024.98)
Total													2371	1,098,367.81

**Vision Disbursements by Check Amount
Aug 2021 to Sep 2021**

Check#	Date	Payee	Amount
11051	9/17/2021	MATTHEW J MYERS	284.00
11006	8/2/2021	JOEL R SHEGRUD	284.00
11047	9/17/2021	LYNDON L TAN	237.50
11050	9/17/2021	GREGORY S BAUMGARTNER	200.00
11027	8/23/2021	DOUGLAS S REESE	200.00
11025	8/23/2021	DOUGLAS S REESE	200.00
11007	8/2/2021	JOEL R SHEGRUD	200.00
11002	8/2/2021	MATTHEW TAYLOR MAAG	183.75
11031	8/23/2021	ANGELA BRICENO	164.00
11043	9/17/2021	TARA C PENTZ	152.00
11041	9/17/2021	KORY N KLOTZ	152.00
11040	9/17/2021	WAHID A SUJUDI	152.00
11039	9/17/2021	JERALD J BRADFORD	152.00
11037	9/17/2021	RACHEL I MINER	152.00
11034	8/23/2021	AUDREY M BROWN	152.00
11033	8/23/2021	AUDREY M BROWN	152.00
11030	8/23/2021	JASON F MARTINEZ	152.00
11022	8/23/2021	RYAN HARVEY	152.00
11020	8/6/2021	BRIAN J ROTH	152.00
11015	8/2/2021	JORDAN A DALL	152.00
11011	8/2/2021	MORGAN EVANS	152.00
11009	8/2/2021	STACY A SMART	152.00
11008	8/2/2021	MIRIAM J DAVIS	152.00
11001	8/2/2021	JOSHUA DECOLA	152.00
11032	8/23/2021	AUDREY M BROWN	110.00
11023	8/23/2021	JEREMY R HANSEN	110.00
11019	8/6/2021	BRADLEY WAYNE COLEMAN	110.00
11018	8/6/2021	DUSTIN SHANE WHEELER	110.00
11014	8/2/2021	DERRICK K LARSON	110.00
11013	8/2/2021	DERRICK K LARSON	110.00
11012	8/2/2021	DERRICK K LARSON	110.00
11010	8/2/2021	BROCK P SOPER	110.00
11005	8/2/2021	MATTHEW C PRATT	110.00
11004	8/2/2021	MATTHEW C PRATT	110.00
11003	8/2/2021	MATTHEW C PRATT	110.00
10998	8/2/2021	RYAN HATCH	101.98
11038	9/17/2021	TONI TUIPULOTU	101.95
11044	9/17/2021	TARA C PENTZ	97.90
10997	8/2/2021	JAMES DREW BULOW	92.00
11052	9/17/2021	JILL M JOHNSON	84.00
11049	9/17/2021	LYNDON L TAN	84.00
11048	9/17/2021	LYNDON L TAN	84.00

**Vision Disbursements by Check Amount
Aug 2021 to Sep 2021**

Check#	Date	Payee	Amount
11028	8/23/2021	DANIEL THOMAS CALLAHAN	83.00
10999	8/2/2021	RANDY SORENSON	44.01
11046	9/17/2021	HAROLD B GALLOWAY	42.00
11042	9/17/2021	JEREMY R HANSEN	42.00
11036	8/23/2021	JOSHUA DECOLA	42.00
11035	8/23/2021	MYRON LEE	42.00
11029	8/23/2021	MICHELLE Y PITT	42.00
11026	8/23/2021	MYRON LEE	42.00
11024	8/23/2021	TRUDEE HOWES	42.00
11021	8/23/2021	ROSS P BURTON	42.00
11017	8/6/2021	DERRICK K LARSON	42.00
11016	8/6/2021	DERRICK K LARSON	42.00
10996	8/2/2021	GLENN CALDWELL	42.00
11045	9/17/2021	CARLOS TRIAS	39.95
11000	8/2/2021	RANDY SORENSON	34.01
Total	57		6,752.05

**Vision Disbursements by Check Number
Aug 2021 to Sep 2021**

Check#	Date	Payee	Amount
10996	8/2/2021	GLENN CALDWELL	42.00
10997	8/2/2021	JAMES DREW BULOW	92.00
10998	8/2/2021	RYAN HATCH	101.98
10999	8/2/2021	RANDY SORENSON	44.01
11000	8/2/2021	RANDY SORENSON	34.01
11001	8/2/2021	JOSHUA DECOLA	152.00
11002	8/2/2021	MATTHEW TAYLOR MAAG	183.75
11003	8/2/2021	MATTHEW C PRATT	110.00
11004	8/2/2021	MATTHEW C PRATT	110.00
11005	8/2/2021	MATTHEW C PRATT	110.00
11006	8/2/2021	JOEL R SHEGRUD	284.00
11007	8/2/2021	JOEL R SHEGRUD	200.00
11008	8/2/2021	MIRIAM J DAVIS	152.00
11009	8/2/2021	STACY A SMART	152.00
11010	8/2/2021	BROCK P SOPER	110.00
11011	8/2/2021	MORGAN EVANS	152.00
11012	8/2/2021	DERRICK K LARSON	110.00
11013	8/2/2021	DERRICK K LARSON	110.00
11014	8/2/2021	DERRICK K LARSON	110.00
11015	8/2/2021	JORDAN A DALL	152.00
11016	8/6/2021	DERRICK K LARSON	42.00
11017	8/6/2021	DERRICK K LARSON	42.00
11018	8/6/2021	DUSTIN SHANE WHEELER	110.00
11019	8/6/2021	BRADLEY WAYNE COLEMAN	110.00
11020	8/6/2021	BRIAN J ROTH	152.00
11021	8/23/2021	ROSS P BURTON	42.00
11022	8/23/2021	RYAN HARVEY	152.00
11023	8/23/2021	JEREMY R HANSEN	110.00
11024	8/23/2021	TRUDEE HOWES	42.00
11025	8/23/2021	DOUGLAS S REESE	200.00
11026	8/23/2021	MYRON LEE	42.00
11027	8/23/2021	DOUGLAS S REESE	200.00
11028	8/23/2021	DANIEL THOMAS CALLAHAN	83.00
11029	8/23/2021	MICHELLE Y PITT	42.00
11030	8/23/2021	JASON F MARTINEZ	152.00
11031	8/23/2021	ANGELA BRICENO	164.00
11032	8/23/2021	AUDREY M BROWN	110.00
11033	8/23/2021	AUDREY M BROWN	152.00
11034	8/23/2021	AUDREY M BROWN	152.00
11035	8/23/2021	MYRON LEE	42.00
11036	8/23/2021	JOSHUA DECOLA	42.00
11037	9/17/2021	RACHEL I MINER	152.00

**Vision Disbursements by Check Number
Aug 2021 to Sep 2021**

Check#	Date	Payee	Amount
11038	9/17/2021	TONI TUIPULOTU	101.95
11039	9/17/2021	JERALD J BRADFORD	152.00
11040	9/17/2021	WAHID A SUJUDI	152.00
11041	9/17/2021	KORY N KLOTZ	152.00
11042	9/17/2021	JEREMY R HANSEN	42.00
11043	9/17/2021	TARA C PENTZ	152.00
11044	9/17/2021	TARA C PENTZ	97.90
11045	9/17/2021	CARLOS TRIAS	39.95
11046	9/17/2021	HAROLD B GALLOWAY	42.00
11047	9/17/2021	LYNDON L TAN	237.50
11048	9/17/2021	LYNDON L TAN	84.00
11049	9/17/2021	LYNDON L TAN	84.00
11050	9/17/2021	GREGORY S BAUMGARTNER	200.00
11051	9/17/2021	MATTHEW J MYERS	284.00
11052	9/17/2021	JILL M JOHNSON	84.00
Total	57		6,752.05

Report Criteria:

Report type: Summary
 Bank.Bank Number = 8

GL Period	Check Issue Date	Check Number	Vendor Number	Payee	Check GL Account	Amount
09/21	09/17/2021	1562411	1005	CNA Surety	22000000	6,013.16 M
08/21	08/12/2021	1535268	1005	CNA Surety	22000000	5,829.84 M
Grand Totals:						<u>11,843.00</u>

Summary by General Ledger Account Number

GL Account	Debit	Credit	Proof
22000000	6,100.65	17,943.65-	11,843.00-
24200000	17,943.65	.00	17,943.65
42-690000	.00	6,100.65-	6,100.65-
Grand Totals:	<u>24,044.30</u>	<u>24,044.30-</u>	<u>.00</u>

Report Criteria:

Report type: Summary
 Bank.Bank Number = 8

GL Period	Check Issue Date	Check Number	Vendor Number	Payee	Check GL Account	Amount
08/21	08/12/2021	1535268	1005	CNA Surety	22000000	5,829.84 M
09/21	09/17/2021	1562411	1005	CNA Surety	22000000	6,013.16 M
Grand Totals:						<u>11,843.00</u>

Summary by General Ledger Account Number

GL Account	Debit	Credit	Proof
22000000	6,100.65	17,943.65-	11,843.00-
24200000	17,943.65	.00	17,943.65
42-690000	.00	6,100.65-	6,100.65-
Grand Totals:	<u>24,044.30</u>	<u>24,044.30-</u>	<u>.00</u>

Wire Disbursements by Amount
Aug 2021 to Sep 2021

GL CODE	DATE	DESCRIPTION	AMOUNT
1180-0000	08/31/21	Wire to Zions Trust Savings Account	5,600,000.00
1180-0000	09/30/21	Wire to Zions Trust Savings Account	2,000,000.00
Total	2		7,600,000.00

Wire Disbursements by Date
Aug 2021 to Sep 2021

GL CODE	DATE	DESCRIPTION	AMOUNT
1180-0000	08/31/21	Wire to Zions Trust Savings Account	5,600,000.00
1180-0000	09/30/21	Wire to Zions Trust Savings Account	2,000,000.00
Total	2		7,600,000.00



OFFICE OF THE
STATE AUDITOR

Auditor Alert 2020-01

Date: February 13, 2020

Subject: Annual Fraud Risk Assessment

Background

The Office of the State Auditor (Office) has developed a [Fraud Risk Assessment](#) (Assessment) to help local government board members understand best practices in fraud detection and prevention. The Assessment assigns an overall risk level of undetected fraud based upon points earned for the implementation of the identified best practices.

We emphasize the following:

- The best practices identified in the Assessment are not required, but are highly recommended.
- All of the best practices identified in the Assessment may be implemented at a low or no cost.
 - See the [Implementation Guide](#) for resources and suggestions.
- The Assessment is not a replacement or duplication of the internal control assessment performed by an independent auditor as part of a financial statement audit. While they are both risk assessments, their methodologies and purposes are distinct.

Requirements

Beginning in 2020, all local governments will complete the Assessment internally.

- The Assessment must be completed and presented to the governing board before the end of the 2020 fiscal year.
- The Chief Administrative Officer and Chief Financial Officer must certify the results of the Assessment.
- The Assessment must be submitted to the Office within six months after the end of the fiscal year.





Fraud Risk Assessment

INSTRUCTIONS:

- Reference the *Fraud Risk Assessment Implementation Guide* to determine which of the following recommended measures have been implemented.
- Indicate successful implementation by marking "Yes" on each of the questions below.
- Total the points of the questions marked "Yes" and put on the "Total Points Earned" line below.
- Using the points earned, circle the risk level on the "Risk Level" line below.

Total Points Earned: 395 Risk Level: Very Low Low Moderate High Very High
> 355 316-355 276-315 200-275 < 200

	Yes	Pts
1. Does the entity have adequate basic separation of duties or mitigating controls as outlined in the attached Basic Separation of Duties Questionnaire?	X	200
2. Does the entity have written policies in the following areas:		
a. Conflict of interest?	X	5
b. Procurement?	X	5
c. Ethical behavior?	X	5
d. Reporting fraud and abuse?	X	5
e. Travel?	X	5
f. Credit/Purchasing cards (where applicable)?	X	5
g. Personal use of entity assets?	X	5
h. IT and computer security?	X	5
i. Cash receipting and deposits?	X	5
3. Does the entity have a licensed or certified expert as part of its management team? (CPA, CGFM, CMA, CIA, CFE, CGAP, CPFO)	X	20
a. Do any members of the management team have at least a bachelor's degree in accounting?	X	10
4. Are employees and elected officials required to annually commit in writing to abide by a statement of ethical behavior?	X	20
5. Have all of the board members completed the State Auditor online training at least once in the last four years?	X	20
6. Regardless of license or formal education, does at least one member of the management team receive at least 40 hours of formal training related to accounting, budgeting, or other financial areas each year?	X	20
7. Does the entity have or promote a fraud hotline?	X	20
8. Does the entity have a formal internal audit function?	X	20
9. Does the entity have a formal audit committee?	X	20

Certified By:  Certified By: 

* MC = Mitigating Control

Basic Separation of Duties

See page 2 of this questionnaire for instructions and definitions.

	Yes	No	MC*	N/A
1. Does the entity have a board chair, clerk, and treasurer who are three separate people?	X			
2. Are all the people who are able to receive cash or check payments different from all of the people who are able to make general ledger entries?	X			
3. Are all the people who are able to collect cash or check payments different from all the people who are able to adjust customer accounts? If no customer accounts, check "N/A".	X			
4. Are all the people who have access to blank checks different from those who are authorized signers?	X			
5. Does someone other than the clerk and treasurer reconcile all bank accounts OR are original bank statements reviewed by a person other than the clerk to detect unauthorized disbursements?	X			
6. Does someone other than the clerk review periodic reports of all general ledger accounts to identify unauthorized payments recorded in those accounts?	X			
7. Are original credit/purchase card statements received directly from the card company by someone other than the card holder? If no credit/purchase cards, check "N/A".	X			
8. Does someone other than the credit/purchase card holder ensure that all card purchases are supported with receipts or other supporting documentation? If no credit/purchase cards, check "N/A".	X			
9. Does someone who is not a subordinate of the credit/purchase card holder review all card purchases for appropriateness (including the chief administrative officer and board members if they have a card)? If no credit/purchase cards, check "N/A".	X			
10. Does the person who authorizes payment for goods or services, who is not the clerk, verify the receipt of goods or services?	X			
11. Does someone authorize payroll payments who is separate from the person who prepares payroll payments? If no W-2 employees, check "N/A".	X			
12. Does someone review all payroll payments who is separate from the person who prepares payroll payments? If no W-2 employees, check "N/A".	X			



Basic Separation of Duties

Continued

Instructions: Answer questions 1-12 on the Basic Separation of Duties Questionnaire using the definitions provided below.

😊 If all of the questions were answered “Yes” or “No” with mitigating controls (“MC”) in place, or “N/A,” the entity has achieved adequate basic separation of duties.

😞 If any of the questions were answered “No,” and mitigating controls are not in place, the entity has not achieved adequate basic separation of duties.

Definitions:

Board Chair is the elected or appointed chairperson of an entity’s governing body, e.g. Mayor, Commissioner, Councilmember or Trustee. The official title will vary depending on the entity type and form of governments.

Clerk is the bookkeeper for the entity, e.g. Controller, Accountant, Auditor or Finance Director. Though the title for this position may vary, they validate payment requests, ensure compliance with policy and budgetary restrictions, prepare checks, and record all financial transactions.

Chief Administrative Officer (CAO) is the person who directs the day-to-day operations of the entity. The CAO of most cities and towns is the mayor, except where the city has a city manager. The CAO of most local and special districts is the board chair, except where the district has an appointed director. In school districts, the CAO is the superintendent. In counties, the CAO is the commission or council chair, except where there is an elected or appointed manager or executive.

General Ledger is a general term for accounting books. A general ledger contains all financial transactions of an organization and may include sub-ledgers that are more detailed. A general ledger may be electronic or paper based. Financial records such as invoices, purchase orders, or depreciation schedules are not part of the general ledger, but rather support the transaction in the general ledger.

Mitigating Controls are systems or procedures that effectively mitigate a risk in lieu of separation of duties.

Original Bank Statement means a document that has been received directly from the bank. Direct receipt of the document could mean having the statement 1) mailed to an address or PO Box separate from the entity’s place of business, 2) remain in an unopened envelope at the entity offices, or 3) electronically downloaded from the bank website by the intended recipient. The key risk is that a treasurer or clerk who is intending to conceal an unauthorized transaction may be able to physically or electronically alter the statement before the independent reviewer sees it.

Treasurer is the custodian of all cash accounts and is responsible for overseeing the receipt of all payments made to the entity. A treasurer is always an authorized signer of all entity checks and is responsible for ensuring cash balances are adequate to cover all payments issued by the entity.



October 22, 2021

Mr. Steven Hansen
CEO
Utah Local Governments Trust
55 South Highway 89
North Salt Lake, Utah 84054-2504

RE: 2022 Budget Analysis

Dear Steve,

The purpose of this letter is to provide you with a general description of the methods and assumptions used to determine our projections of loss and loss adjustment expense (LAE) payments and reserves for 2021 and 2022. Our discussion is presented as follows:

Generally, estimated ultimate losses and ALAE for all accident years through 2020 were taken from our analysis of loss and ALAE reserves as of June 30, 2021, which was recently completed. Estimated ultimate losses and ALAE for accident year 2021 were based on our estimates as of June 30, 2021 for the first part of the year, and on an estimated loss and ALAE ratio applied to projected premiums for the remainder of the year. Ultimate losses and ALAE for accident year 2022 were similarly estimated in part based on an estimated loss and ALAE ratio applied to projected premiums or expected losses. Projected premiums in this calculation were provided by your office. In addition, expected loss and ALAE ratios were adjusted to reflect expected loss trends that we judgmentally selected, as well as intended rate level increases provided by your office. Our results are heavily influenced by the projected premiums and rate level increases that you provide. If actual amounts prove to be materially different from what is assumed in our analysis, our projections of payments and reserves could be similarly misstated.

The estimated loss and ALAE ratios were derived for liability, property, and workers compensation (since 2004) as follows:

- Liability: The expected loss and ALAE ratio applicable to the remainder of 2021 was selected judgmentally based on ULGT's actual historical

experience. Given the historically typical split of gross liability premiums between general and auto liability of 94% / 6%, we determined several historical indications of the ratios of ultimate losses and ALAE for each line to these allocated premium amounts. As a result of this review, we selected ratios of ultimate losses and ALAE to gross premiums of 62.5% and 165% to apply to projected gross premiums for general and auto liability, respectively. This process assumes that historical pricing has been at the same relative adequacy level as pricing for the remainder of 2021 will be. The expected loss and ALAE ratio applicable to 2022 was then determined by accounting for any planned premium rate change and estimated loss trend.

- Property and Auto Physical Damage: The expected loss and ALAE ratio applicable to the remainder of 2021 was selected judgmentally at 22.5% based on ULGT's actual historical experience. The expected loss and ALAE ratio applicable to 2022 was then determined by accounting for any planned premium rate change and estimated loss trend.
- Workers Compensation (since 2004): The loss and ALAE ratios expected to be applicable to the remainder of 2021 and to 2022 were derived in consideration of the loss cost multipliers (LCMs), average premium discounts, and relativity between ULGT's experience and NCCI anticipated to be applicable to each period. In this calculation, we assumed that the LCMs contemplate an unallocated loss adjustment expense (ULAE) provision equal to 4% of premiums. The projected ratios of net ultimate losses and ALAE to gross premiums for the remainder of 2021 and for 2022 are 60% and 63%, respectively. Both of these ratios reflect projected rate changes, estimated loss trend, and expected discounts to be offered. To the extent that the actual premium rate change and loss cost multiplier determined in the workers compensation rate analysis that we will conduct later this year differ from the current assumptions, our projections prepared at this time could be misstated.

Once ultimate losses and ALAE had been projected for each accident year through 2022, losses and ALAE to be paid through various future points in time were estimated by applying a selected claim payment pattern based on ULGT's actual experience, industry information, and judgment. The estimated loss and ALAE payments to be made during the remainder of 2021 and during 2022 were determined accordingly. Loss and ALAE reserves as of December 31, 2021 and 2022 were determined by subtracting projected losses and ALAE paid through each date from projected ultimate losses and ALAE for each accident year. We also determined future incurred amounts, which are defined as projected payments plus the change in reserves between any two dates. We split these

amounts out between the current accident year and all prior years. This allows the projected incurred amounts for the current year to be a consistent measure across years, not distorted by adverse or favorable development experienced on prior accident years.

For workers compensation claims incurred prior to 2004, payments during future annual periods were assumed to be 5% of the reserves at the start of the period, and reserves were otherwise assumed not to develop upward or downward each year. Reserves associated with this segment were therefore assumed to decrease by the amount of projected payments while increasing by the amount of expected development.

Finally, estimated ULAE reserves at future dates were determined by assuming that the relationship of ULAE reserves to loss and ALAE reserves as of June 30, 2021, as determined in our recently completed reserve analysis, will be consistent as of future dates as well. We projected ULAE payments to be made in the future using claims administration fees charged in 2021, and assuming that there would be no increase to these fees in 2022. If the fees for 2022 change materially, then our projections of payments could be similarly misstated.

Attached is an exhibit which summarizes the results of our 2022 budget analysis. We would stress that the accuracy of our results is dependent upon the accuracy of the data provided for our analysis. We assume that the data upon which our analyses are based are accurate. If these data are subsequently determined to be materially in error, the results of our analyses could similarly be in error.

Please let us know if you require any further explanation of the methods or assumptions used in our analysis.

Sincerely,

TAYLOR-WALKER CONSULTING, LLC



Brent M. Sallay, FCAS, MAAA
Senior Consulting Actuary



Solomon L. Frazier, FSA, FCAS, MAAA
Senior Consulting Actuary

BMS/slf

Enclosure

Utah Local Governments Trust
Summary of Projected Loss and LAE Payments and Reserves
as of December 31, 2021 and December 31, 2022

Category	Estimated Reserves 6/30/21	Estimated Reserves 12/31/21	Estimated Reserves 12/31/22	Estimated Reserve Change YE21-YE22	Estimated Pd 7/1-12/31 2021	Estimated Pd During 2022	Estimated Incd 7/1-12/31 2021	Estimated Incd During 2022	AY 2021 Incd in 2021	Prior AYs Incd in 2021
General & Auto Liability										
Loss	14,785,675	14,675,970	14,926,752	250,782	2,326,996	4,858,870	2,217,291	5,109,652	5,664,362	-2,288,882
ALAE	6,463,036	6,415,082	6,524,702	109,621	1,293,252	2,700,366	1,245,298	2,809,986	2,455,307	-52,391
ULAE	441,717	438,966	447,110	8,143	425,760	851,521	423,010	859,664	851,521	NA
Total	21,690,428	21,530,018	21,898,564	368,546	4,046,008	8,410,756	3,885,599	8,779,302	8,971,190	-2,341,273
Property & Auto Physical Damage										
Loss	897,819	648,051	612,653	-35,398	1,360,220	2,290,344	1,110,452	2,254,946	2,423,242	-778,794
ALAE	0	0	0	0	0	0	0	0	0	0
ULAE	40,140	28,974	27,391	-1,583	72,632	144,759	61,465	143,176	145,263	NA
Total	937,960	677,024	640,044	-36,980	1,432,852	2,435,103	1,171,917	2,398,122	2,568,505	-778,794
Workers Compensation										
Old-Loss & LAE	435,264	424,382	403,163	-21,219	10,882	21,219	0	0	0	0
New-Loss	13,443,909	13,636,302	13,561,898	-74,404	2,352,586	4,634,022	2,544,979	4,559,617	5,444,872	-403,244
New-ALAE	1,752,875	1,777,960	1,768,259	-9,701	278,182	547,950	303,267	538,249	583,666	-61,854
New-ULAE	105,102	106,607	106,025	-582	257,167	512,680	258,671	512,098	514,334	NA
Total	15,737,151	15,945,251	15,839,345	-105,906	2,898,816	5,715,871	3,106,917	5,609,965	6,542,873	-465,098
All Lines Combined										
Loss	29,562,667	29,384,705	29,504,466	119,761	6,050,684	11,804,454	5,872,722	11,924,215	13,532,476	-3,470,920
ALAE	8,215,911	8,193,042	8,292,961	99,919	1,571,433	3,248,316	1,548,565	3,348,235	3,038,973	-114,245
ULAE	586,960	574,547	580,526	5,979	755,559	1,508,959	743,146	1,514,939	1,511,118	NA
Total	38,365,537	38,152,293	38,377,953	225,659	8,377,676	16,561,730	8,164,432	16,787,389	18,082,568	-3,585,166

Notes:

Estimated payments and reserves as of future valuation dates based on payment patterns and estimates of ultimate losses and ALAE from our analysis as of June 30, 2021. Loss for all lines combined includes LAE related to old WC business.

Liability

Assumes 2021 direct premiums of 10,745,908 and 2022 direct premiums of 11,922,635 (both provided by Company), split 94% / 6% between GL and AL, and ratios of net losses and ALAE to direct premiums of 62.5% and 165% for GL and AL, respectively, for the remainder of 2021, with the ratio for 2022 adjusted to reflect changes in rate adequacy, expected loss trend, and the difference between historical and prospective retention levels.

Property & Auto Physical Damage

Assumes 2021 direct premiums of 9,815,442 and 2022 direct premiums of 10,313,886 (both provided by Company), and the ratio of net losses and ALAE to direct premiums of 22.5% for the remainder of 2021, with the ratio for 2022 adjusted to reflect changes in rate adequacy and expected loss trend.

Workers Compensation

For run-off business written prior to 2004, assumes that annual payments will be 5% of prior year-end reserves and that ultimate losses and LAE will increase by 0% of prior year-end reserves each year. For ongoing business written since 2004, assumes 2021 direct premiums of 9,365,797 and 2022 direct premiums of 8,091,852 (both provided by Company), and ratios of net losses and ALAE to direct premiums of 60% and 63% for the remainder of 2021 and for 2022, respectively. These ratios reflect changes in rate adequacy, expected loss trend, expected discounts offered, and retention level changes.

ULAE

Estimated ULAE reserves based on ratios of ULAE reserves to loss and ALAE reserves from our analysis as of June 30, 2021.

Expected ULAE payments during future periods based on historical claim count data and administration fees.

All ULAE incurred in 2021 displayed as pertaining to AY 2021, though any allocation of these amounts to individual accident years is theoretical and arbitrary.

UTAH LOCAL GOVERNMENTS TRUST

55 South Highway 89, North Salt Lake, UT 84054

o 801.936.6400 t 800.748.4440 f 801.936.0300 www.utahtrust.gov



Preliminary Budget 2022

Preliminary Budget 2022 Index

Preliminary Budget 2022	A	Associations, Dues, Contributions,	
Preliminary Budget 2022 Narrative.....	B	Sponsorships.....	21
Liability	1	Employee Wages.....	22
Liability Net New Business	1.1	Employee Benefits.....	23
Workers Compensation.....	2	Employee Performance Incentive.....	24
Workers Compensation Net New Business	2.1	Board of Directors Fees and Expenses.....	25
Vision	3	Board of Directors Fees and Expenses.....	25.1
Vision Net New Business.....	3.1	Travel	26
Accidental Dental	4	Fleet Maintenance	27
Accidental Dental Net New Business	4.1	Fleet Maintenance	27.1
Property/Auto	5	Promotional	28
Property/Auto Net New Business.....	5.1	Building and Depreciation	29
Reinsurance Liability	6	Building and Depreciation	29.1
Reinsurance Liability	6.1	Equipment Repairs and Maintenance	30
Reinsurance Property/Auto	7	Equipment IT Repairs and Maintenance	30.1
Reinsurance Property/Auto	7.1	Depreciation Expense	31
Reinsurance Workers Compensation.....	8	Depreciation Expense	31.1
Reinsurance Workers Compensation.....	8.1	Depreciation Expense – Fleet.....	31.2
Administrative Fees – PEHP.....	9.1	Loss Prevention and Appraisals.....	32
Administrative Fees – PEHP.....	9.1a	Loss Prevention, TARP Awards.....	32.1
Administrative Fees – ULGT Health Choice	9.2	Office, Printing and Supplies.....	33
Administrative Fees – ULGT Health Choice	9.2a	IT Office, Printing and Supplies.....	33.1
Administrative Fees – Property/Auto.....	10.1	Books, Periodicals, Subscriptions, and	
Administrative Fees – Life Insurance.....	10.2	Materials	34
Administrative Fees – Life Insurance.....	10.2a	Postage	35
Administrative Fees – Surety Bonds	10.3	Telephone.....	36
Administrative Fees – Surety Bonds	10.3a	IT Telephone Internet Budget.....	36.1
Administrative Fees – Long Term Care, Other	10.4	Accounting and Legal.....	37
Administrative Fees – Long Term Care, Other	10.4a	IT Consulting and Maintenance.....	38
Interest Income.....	11	IT Consulting and Maintenance.....	38.1
Interest Income.....	11.1	Actuarial Fees	39
NLC Capital Investment	12	Software Licensing	40
Liability Losses Paid.....	13	IT Software Licensing	40.1
Workers Compensation Losses Paid	14	Miscellaneous Bank Fees and Other.....	41
Property/Auto Losses Paid.....	15	Payroll Taxes	42
Vision/Accidental Dental Losses Paid	16		
Liability LAE	17		
Workers Compensation LAE	18		
Property/Auto LAE.....	19		
Premium Tax – Workers Compensation.....	20		
Premium Tax – Workers Compensation.....	20.1		

		A	B	C	*D	*E	F	G	H	I	*J	*K
		YTD 08/31/21	YTD 08/31/21	12/31/21	21 Projected	21 Projected			20 Budget vs.	20 Budget vs.	22 Budget	22 Budget
		\$ used	% used	\$ Projected	vs. 21 Budget	vs. 21 Budget	21 Budget	22 Budget	21 Budget	21 Budget	vs. 21	vs. 21
					% used	\$ Variance			% Variance	\$ Variance	Projected	Projected
MEMBER PREMIUMS												
1	LIABILITY	7,019,796	63%	10,529,694	94%	(632,005)	11,161,699					
1.1	LIABILITY ENDORSEMENTS	0		0		0	0					
1.2	LIABILITY NET NEW BUSINESS - 2020	144,143	178%	216,214	267%	135,249	80,965					
1.3	LIABILITY TOTALS:	7,163,939	64%	10,745,908	96%	(496,756)	11,242,664	11,799,255	5%	556,591	10%	1,053,347
1.4	LIABILITY NET NEW BUSINESS - 2021							123,380				
1.5t	TOTAL							11,922,635				
2	WORKERS COMPENSATION	6,162,450	66%	9,261,986	99%	(60,810)	9,322,796					
2.1	WORKERS COMPENSATION NET NEW BUSINESS - 2020	69,207	187%	103,811	181%	66,863	36,948					
2.2	WORKERS COMPENSATION TOTALS:	6,231,658	67%	9,365,797	100%	6,053	9,359,744	8,076,637	-14%	(1,283,107)	-14%	(1,289,160)
2.3	WORKERS COMPENSATION NET NEW BUSINESS - 2021							15,215				
2.4t	TOTAL							8,091,852				
3	VISION	75,806	68%	111,993	101%	1,153	110,840	111,993	1%	1,153	0%	0
4	ACCIDENTAL DENTAL	4,186	67%	6,200	100%	(30)	6,230	6,200	0%	(30)	0%	0
5	PROPERTY / AUTO PD	6,110,256	63%	9,165,384	94%	(599,306)	9,764,690					
5.1	PROPERTY / AUTO PD NET NEW BUSINESS - 2020	433,372	246%	650,058	368%	473,537	176,521					
5.2	PROPERTY / AUTO PD TOTALS:	6,543,628	66%	9,815,442	99%	(125,769)	9,941,211	10,221,636	3%	456,946	4%	406,194
5.3	PROPERTY / AUTO PD NET NEW BUSINESS - 2021							92,250				
5.4t	TOTAL							10,313,886				
5.5t	MEMBER PREMIUM TOTALS:	20,019,216	65%	30,045,341	98%	(615,348)	30,660,689	30,446,566	-1%	(214,123)	1%	401,225
REINSURANCE PREMIUMS - CONTRA ACCOUNTS												
6	REINSURANCE LIABILITY	(1,594,217)	60%	(2,421,733)	91%	241,158	(2,662,891)	(3,367,451)	26%	(704,560)	39%	(945,718)
6.1	REINSURANCE LIABILITY AUDIT, NEW BUSINESS	0	0%	(50,000)	100%	0	(50,000)	(50,000)	0%	0	0%	0
7	REINSURANCE PROPERTY / AUTO PD	(2,435,906)	61%	(4,035,374)	101%	(26,697)	(4,008,677)	(5,086,206)	27%	(1,077,529)	26%	(1,050,831)
7.1	REINSURANCE PROPERTY / AUTO PD AUDIT, NEW BUSINESS	0	0%	(50,000)	100%	0	(50,000)	(50,000)	0%	0	0%	0
8	REINSURANCE WORKERS COMPENSATION	(560,074)	76%	(840,111)	114%	(106,098)	(734,013)	(930,078)	27%	(196,065)	11%	(89,967)
8.1	REINSURANCE WORKERS COMP AUDIT, NEW BUSINESS	0	0%	(50,000)	100%	0	(50,000)	(50,000)	0%	0	0%	0
8.2t	REINSURANCE TOTALS:	(4,590,197)	61%	(7,447,218)	99%	108,363	(7,555,581)	(9,533,735)	26%	(1,978,154)	28%	(2,086,517)
8.3t	TOTAL COMBINED PREMIUMS	15,429,019	67%	22,598,123	98%	(506,984)	23,105,107	20,912,831	-9%	(2,192,276)	-7%	(1,685,292)

	A	B	C	*D	*E	F	G	H	I	*J	*K	
	YTD 08/31/21	YTD 08/31/21	12/31/21	21 Projected	21 Projected	21 Budget	22 Budget	20 Budget vs.	20 Budget vs.	22 Budget	22 Budget	
	\$ used	% used	\$ Projected	vs. 21 Budget	vs. 21 Budget			21 Budget	21 Budget	vs. 21	vs. 21	
				% used	\$ Variance			% Variance	\$ Variance	% Variance	\$ Variance	
ADMINISTRATIVE FEES & CLAIMS												
ADMINISTRATIVE FEES												
9.1	ADMINISTRATIVE FEES--PEHP	216,069	62%	479,786	139%	133,873	345,913	523,790	51%	177,877	9%	44,004
9.2	ADMINISTRATIVE FEES--ULGT HEALTH CHOICE	28,573	47%	47,385	77%	(13,770)	61,155	46,261	-24%	(14,894)	-2%	(1,124)
10.1	ADMINISTRATIVE FEES--PROPERTY/AUTO PD	323,750	0%	477,867	0%	477,867	0	470,000	0%	470,000	-2%	(7,867)
10.2	ADMINISTRATIVE FEES--LIFE INSURANCE	107,371	70%	158,543	103%	4,504	154,039	157,725	2%	3,686	-1%	(818)
10.3	ADMINISTRATIVE FEES--SURETY BONDS	41,826	89%	49,826	106%	2,896	46,930	49,826	6%	2,896	0%	0
10.4	ADMINISTRATIVE FEES--OTHER	13,838	190%	18,871	260%	11,599	7,272	12,200	68%	4,928	-35%	(6,671)
10.5t	TOTAL ADMINISTRATIVE FEES	731,427	119%	1,232,278	200%	616,969	615,309	1,259,802	105%	644,493	2%	27,525
INTEREST AND INVESTMENT INCOME												
11	BOND INTEREST	752,184	66%	1,127,527	98%	(19,512)	1,147,039	894,283	-22%	(252,756)	-21%	(233,243)
11.1	PTIF INTEREST	134,983	35%	238,519	62%	(143,142)	381,661	310,608	-19%	(71,053)	30%	72,089
11t	INTEREST (CASH AND INVESTMENT) INCOME	887,168	58%	1,366,046	89%	(162,654)	1,528,700	1,204,891	-21%	(323,809)	-12%	(161,155)
11.2	UNREALIZED INVESTMENT GAIN / LOSS	(157,797)		(157,797)		(157,797)	0	0				157,797
12	NLC CAPITAL INVESTMENT	0	0%	0	0%	0	0	0	0%	0	0%	0
12.1t	TOTAL INTEREST AND INVESTMENT INCOME	729,370	48%	1,208,249	79%	(320,451)	1,528,700	1,204,891	-21%	(323,809)	0%	(3,357)
12.2t	TOTAL REVENUES	16,889,817	67%	25,038,649	99%	(210,466)	25,249,115	23,377,525	-7%	(1,871,590)	-7%	(1,661,124)
LOSSES PAID AND RESERVES												
13	LIABILITY LOSSES PAID	1,123,995	21%	3,108,930	57%	(2,355,062)	5,463,992	5,109,652	-6%	(354,340)	64%	2,000,722
14	WORKERS COMPENSATION LOSSES PAID	3,528,516	67%	4,989,748	95%	(244,119)	5,233,867	4,559,618	-13%	(674,249)	-9%	(430,130)
15	PROPERTY / AUTO PD LOSSES PAID	1,933,174	96%	2,693,550	134%	682,024	2,011,526	2,254,946	12%	243,420	-16%	(438,604)
16	VISION / ACCIDENTAL DENTAL LOSSES PAID	23,687	62%	35,530	93%	(2,843)	38,373	38,307	0%	(66)	8%	2,777
16.1t	TOTAL LOSSES PAID AND RESERVES	6,609,372	52%	10,827,758	85%	(1,920,000)	12,747,758	11,962,523	-6%	(785,235)	10%	1,134,765
LOSS ADJUSTMENT EXPENSE - Reserves, Legal, Adjusting												
17	LIABILITY - LOSS ADJUSTMENT EXPENSES	1,824,711	49%	2,880,964	78%	(806,242)	3,687,206	3,669,651	0%	(17,555)	27%	788,687
18	WORKERS COMPENSATION - LOSS ADJUSTMENT EXPENSES	610,914	51%	977,706	81%	(228,846)	1,206,552	1,095,531	-9%	(111,021)	12%	117,825
19	PROPERTY / AUTO PD - LOSS ADJUSTMENT EXPENSES	158,342	124%	180,495	142%	53,072	127,423	143,176	12%	15,753	-21%	(37,319)
19.1t	TOTAL LOSS ADJUSTMENT	2,593,967	52%	4,039,165	80%	(982,016)	5,021,181	4,908,358	-2%	(112,823)	22%	869,193
20	PREMIUM TAX - W/C	230,768	71%	156,799	48%	(166,509)	323,308	161,503	-50%	(161,805)	3%	4,704
20.1t	TOTAL CLAIMS, LOSS ADJUSTMENT & W/C PREMIUM TAX	9,434,106	52%	15,023,722	83%	(3,068,525)	18,092,247	17,032,384	-6%	(1,059,863)	13%	2,008,662

		A	B	C	*D	*E	F	G	H	I	*J	*K
		YTD 08/31/21	YTD 08/31/21	12/31/21	21 Projected vs. 21 Budget	21 Projected vs. 21 Budget	21 Budget	22 Budget	20 Budget vs. 21 Budget	20 Budget vs. 21 Budget	22 Budget vs. 21 Projected	22 Budget vs. 21 Projected
		\$ used	% used	\$ Projected	% used	\$ Variance			% Variance	\$ Variance	% Variance	\$ Variance
GENERAL & ADMINISTRATIVE												
21	ASSOCIATIONS, DUES, CONTRIBUTIONS & SPONSORSHIPS	62,597	50%	99,714	80%	(25,286)	125,000	125,000	0%	0	25%	25,286
22	EMPLOYEE WAGES	1,260,578	69%	1,963,578	107%	133,471	1,830,107	1,943,197	6%	113,090	-1%	(20,381)
22.a	Growth (3 Employees)	0	0%	0	0%	(225,000)	225,000	225,000	0%	0	0%	225,000
23	EMPLOYEE BENEFITS	586,016	63%	895,107	97%	(31,592)	926,699	959,019	3%	32,320	7%	63,912
23.a	Growth (3 Employees)	0	0%	0	0%	(136,982)	136,982	140,525	3%	3,543	0%	140,525
23.b	Education	5,000	50%	5,000	50%	(5,000)	10,000	10,000	0%	0	100%	5,000
24	EMPLOYEE PERFORMANCE INCENTIVE	0	0%	88,327	97%	(3,178)	91,505	136,024	49%	44,519	54%	47,697
24.a	Growth (3 Employees)	0	0%	0	0%	(11,250)	11,250	15,750	40%	4,500	0%	15,750
25	BOARD OF DIRECTORS EXPENSES	2,008	5%	2,008	5%	(34,554)	36,562	36,745	1%	183	1730%	34,737
25.1	Chris Robinson Compensation	1,050	35%	1,650	55%	(1,350)	3,000	3,750	25%	750	127%	2,100
	Life Benefits	1,833	73%	2,797	112%	289	2,508	2,894	15%	386	3%	96
25.1	Todd Beutler Compensation	1,200	32%	2,100	56%	(1,650)	3,750	3,750	0%	0	79%	1,650
	Life Benefits	1,833	73%	2,797	112%	289	2,508	2,894	15%	386	3%	96
25.1	Stephanie Miller Compensation	1,200	32%	2,100	56%	(1,650)	3,750	3,750	0%	0	79%	1,650
	Life Benefits	1,833	73%	2,797	112%	289	2,508	2,894	15%	386	3%	96
25.1	Shawn Milne Compensation	1,050	35%	1,950	65%	(1,050)	3,000	3,750	25%	750	92%	1,800
	Life Benefits	1,833	73%	2,797	112%	289	2,508	2,894	15%	386	3%	96
25.1	Robert Hale Compensation	900	30%	1,500	50%	(1,500)	3,000	3,000	0%	0	100%	1,500
	Life Benefits	916	73%	1,399	112%	145	1,254	1,447	15%	193	3%	48
25.1	Kenneth Neilson Compensation	900	30%	1,500	50%	(1,500)	3,000	3,000	0%	0	100%	1,500
	Life Benefits	1,833	73%	2,797	112%	289	2,508	2,894	15%	386	3%	96
25.1	Bradley Powell Compensation	900	30%	1,500	50%	(1,500)	3,000	3,000	0%	0	100%	1,500
	Life Benefits	916	56%	1,399	86%	(231)	1,630	1,447	-11%	(183)	3%	48
25.1	Pam Roberts Compensation (Paid directly to WFWR)	900	30%	1,500	50%	(1,500)	3,000	3,000	0%	0	100%	1,500
	Life Benefits	0	0%	0	0%	0	0	0	0%	0	0%	0
25.1	George Tripp Compensation	900	0%	1,500	0%	1,500	0	3,000	0%	3,000	100%	1,500
	Life Benefits	0	0%	0	0%	0	0	0	0%	0	0%	0
25.1	David Zook Compensation	900	0%	1,500	0%	1,500	0	3,000	0%	3,000	100%	1,500
	Life Benefits	868	0%	1,833	0%	1,833	0	2,894	0%	2,894	0%	1,061
25.1	Gary Hatch Compensation	750	30%	750	20%	(3,000)	3,750	0	-100%	(3,750)	-100%	(750)
	Life Benefits	1,125	45%	1,125	45%	(1,383)	2,508	0	-100%	(2,508)	-100%	(1,125)
25.1	Craig Butters Compensation	0	0%	0	0%	(3,750)	3,750	0	-100%	(3,750)	0%	0
	Life Benefits	225	9%	225	9%	(2,283)	2,508	0	-100%	(2,508)	-100%	(225)
25.2t	TOTAL	25,872	29%	39,524	44%	(50,476)	90,000	90,000	0%	0	128%	50,476

		A	B	C	*D	*E	F	G	H	I	*J	*K
		YTD 08/31/21	YTD 08/31/21	12/31/21	21 Projected vs. 21 Budget	21 Projected vs. 21 Budget	21 Budget	22 Budget	20 Budget vs. 21 Budget	20 Budget vs. 21 Budget	22 Budget vs. 21 Projected	22 Budget vs. 21 Projected
		\$ used	% used	\$ Projected	% used	\$ Variance			% Variance	\$ Variance	% Variance	\$ Variance
26	TRAVEL	27,368	27%	61,051	61%	(38,949)	100,000	100,000	0%	0	64%	38,949
27	FLEET MAINTAINCE	5,930	30%	10,394	52%	(9,606)	20,000	20,000	0%	0	92%	9,606
28	PROMOTIONAL	29,625	39%	69,437	93%	(5,563)	75,000	75,000	0%	0	8%	5,563
29	BUILDING & DEPRECIATION	247,938	45%	479,432	86%	(75,568)	555,000	555,000	0%	0	16%	75,568
30	EQUIPMENT REPAIRS & MAINTENANCE	416	2%	2,724	11%	(22,276)	25,000	25,000	0%	0	818%	22,276
31	DEPRECIATION EXPENSE	137,758	29%	336,376	72%	(133,624)	470,000	270,000	-43%	(200,000)	-20%	(66,376)
32	LOSS PREVENTION & APPRAISALS	494,754	82%	739,528	123%	139,528	600,000	600,000	0%	0	-19%	(139,528)
33	OFFICE, PRINTING & SUPPLIES	35,650	36%	73,475	73%	(26,525)	100,000	100,000	0%	0	36%	26,525
34	BOOKS, PERIODICALS, SUBSCRIPTION & MATERIALS	2,437	24%	4,656	47%	(5,344)	10,000	10,000	0%	0	115%	5,344
35	POSTAGE	6,833	27%	16,249	65%	(8,751)	25,000	25,000	0%	0	54%	8,751
36	TELEPHONE	19,923	33%	38,858	65%	(21,142)	60,000	60,000	0%	0	54%	21,142
37	LEGAL & ACCOUNTING	101,615	45%	200,000	89%	(25,000)	225,000	225,000	0%	0	13%	25,000
38	IT, CONSULTING & MAINTENANCE	9,610	19%	19,415	39%	(30,585)	50,000	50,000	0%	0	158%	30,585
39	ACTUARIAL FEES	29,037	29%	63,555	64%	(36,445)	100,000	100,000	0%	0	57%	36,445
40	SOFTWARE LICENSING	31,533	42%	42,641	57%	(32,359)	75,000	75,000	0%	0	76%	32,359
41	MISC, BANK FEES & OTHER	25,699	51%	41,597	83%	(8,403)	50,000	50,000	0%	0	20%	8,403
42	PAYROLL TAXES	102,453	58%	154,861	87%	(23,105)	177,966	186,184	5%	8,218	20%	31,323
43.1t	TOTAL GENERAL AND ADMINISTRATIVE	3,248,641	53%	5,445,501	88%	(719,008)	6,164,509	6,170,698	0%	6,189	13%	725,197
43.2t	TOTAL EXPENSES	12,682,747	52%	20,469,223	84%	(3,787,533)	24,256,756	23,203,082	-4%	(1,053,674)	13%	2,733,859
44.3t	CHANGE IN NET POSITION WITH UNREALIZED LOSS	4,207,069		4,569,427			992,359	174,443				
44.4t	TRUST PREMIUM RELIEF CREDIT	0		0			0	0				
44.5t	CHANGE IN NET POSITION	4,207,069		4,569,427			992,359	174,443				
44.6t	UNREALIZED LOSS	157,797		157,797			0	0				
44.7t	CHANGE IN NET POSITION WITHOUT UNREALIZED LOSS	4,364,867		4,727,224			992,359	174,443				

2022 Budget Narrative — *(Comparing 12/31/21 projected to 2022 budget)*

Revenue – 2022

1. Liability Rate / Premium
 - 8% change in rate.
 - Increase 10% or \$1,053,347 to \$11,799,255 (prorated limit increases, annualized).
 - ✓ 8% change in rate.
 - ✓ 3% increase in exposure.
 - Net new business at 1.25% or \$123,380.
 - Total premium \$11,922,635.

2. Workers Compensation Rate / Premium
 - 12% decrease in rate.
 - Decrease 14% or \$1,289,160 to \$8,076,637.
 - ✓ NCCI class codes down 10% to 15%.
 - ✓ 3% increase in exposure.
 - Net new business increase of .23% or \$15,215.
 - Total premium \$8,091,852.

3. Vision Rate / Premium
 - 0% change in rate.
 - Increase 0% or \$0 to \$111,993.

4. Accidental Dental Rate / Premium
 - 0% change in rate.
 - Increase 0% or \$0 to \$6,200.

5. Property / Auto Physical Damage / Rate / Premium
 - 9% change in rate.
 - Increase 4% or \$456,946 to \$10,221,636.
 - ✓ 9% change in rate.
 - ✓ 3% increase in exposure.
 - Net new business at 1.04% or \$92,250.
 - Total premium \$10,313,886.

6. Liability Reinsurance (contra premium account) *subject to
 - 25% increase in rate and 3% increase in exposure base.
 - Increase 39% or \$945,718 to \$3,367,451.
 - \$50,000 accrual for 2021 - audit.

7. Property / Auto Physical Damage Reinsurance (contra premium account) *subject to
 - 10% increase in rate and 3% increase in exposure base
 - Increase 26% or \$1,050,831 to \$5,086,206.
 - \$50,000 accrual for 2021 - audit.

8. Workers Compensation Reinsurance (contra premium account) *subject to
 - 10% increase in rate and 3% increase in exposure base.
 - Increase 11% or \$89,967 to \$930,078.
 - \$50,000 accrual for 2021 - audit.

9. Administrative Fees Medical / Dental
 - PEHP – Administrative Fees
 - ✓ Increase 9% or \$44,004 to \$523,790.

 - ULGT Health Choice / Medical – Administrative Fees
 - ✓ Decrease 2% or (\$1,124) to \$46,261.

10. Administrative Fees - Other
 - Property / Auto Physical Damage – Administrative Fees
 - ✓ Decrease 2% or (\$7,867) to \$470,000.

 - Life – Administrative Fees
 - ✓ Decrease 1% or (\$818) to \$157,725.

 - Surety Bonds – Administrative Fees
 - ✓ Increase 0% or \$0 to \$49,826.
 - ✓ Contingent commission.

 - Other – Administrative Fees
 - ✓ Decrease 35% or (\$6,671) to \$12,200.

11. Interest Income (Cash and Investments – excluding NLC, unrealized gain)
 - Decrease 12% or (\$161,155) to \$1,204,891.
 - At 8/31/21, unrealized loss (\$157,797).
 - At 8/31/21, interest bearing assets (bonds and cash), \$125,013,981 (at 1.00%).
 - Financial market conditions.

12. NLC Capital Investment
 - Current book value \$525,295.
 - Investment appreciation/depreciation flat.

Expenditures - 2022

Losses Paid and Reserves

13. Liability Losses Paid
 - Increase 64% or \$2,000,722 to \$5,109,652.
 - Taylor-Walker – actuarial analysis.
14. Workers Compensation Losses Paid
 - Decrease 9% or (\$430,130) to \$4,559,618.
 - Taylor-Walker – actuarial analysis.
15. Property / Auto Physical Damage Losses Paid
 - Decrease 16% or (\$436,604) to \$2,254,946.
 - Taylor-Walker – actuarial analysis.
16. Vision / Accidental Dental Losses Paid
 - Increase 8% or \$2,777 to \$38,307.
 - Taylor-Walker – actuarial analysis.

Loss Adjustment Expense (LAE) – Reserves, Legal, Adjusting

17. Liability Loss Adjustment Expense
 - Increase 27% or \$788,687 to \$3,669,651.
 - Taylor-Walker – actuarial analysis.
18. Workers Compensation Loss Adjustment Expense
 - Increase 12% or \$117,825 to \$1,095,531.
 - Taylor-Walker – Actuarial analysis.
19. Property/ Auto Physical Damage Loss Adjustment Expense
 - Decrease 21% or (\$37,319) to \$143,176.
 - Taylor-Walker – actuarial analysis.

Premium Tax – W/C

20. Premium Tax – W/C
 - Increase 3% or \$4,704 to \$161,503.

General & Administrative Expenses

21. Associations, Dues, Contributions & Sponsorships
 - Increase 25% or \$25,286 to \$125,000.
 - Fees paid to industry associations.

22. Employee Wages

- Decrease 1% or (\$20,381) to \$1,943,197.
- 10% increase in 2022.
- 22a Growth (3 employees).
 - ✓ Increase 0% or \$225,000 to \$225,000.

23. Employee Benefits

- Increase 5% or \$41,818 to \$936,925.
 - ✓ Medical / dental insurance premiums.
 - ✓ Utah Retirement Systems Tier 1 decrease .50% to 17.97%.
 - ✓ Utah Retirement Systems Tier 2 increase .50% to 16.19%.
- 23a Growth (3 employees).
 - ✓ Increase 0% or \$139,430 to \$139,430.
- 23b Education.
 - ✓ Increase 100% or \$5,000 to \$10,000.

24. Employee Performance Incentive

- Increase 54% or \$47,697 to \$136,024.
- 7% increase in 2022.
- 24a Growth (3 employees).
 - ✓ Increase 0% or \$11,250 to \$11,250.

25. Board of Directors Compensation, Benefits & Expenses

- Increase 128% or \$50,476 to \$90,000.

26. Travel

- Increase 64% or \$38,949 to \$100,000.

27. Fleet Expenses

- Increase 92% or \$9,606 to \$20,000.

28. Promotional

- Increase 8% or \$5,563 to \$75,000.
- .32% of gross premiums.

29. Building Expense & Building Depreciation

- Increase 16% or \$75,568 to \$555,000.
 - ✓ Depreciation, building improvements.
 - ✓ IT Security.
 - ✓ Utilities, janitorial, landscape, insurance.
 - ✓ Trust / Trustee errors & omissions insurance policy.

30. Equipment Repairs & Maintenance

- Increase 818% or \$22,276 to \$25,000.
 - ✓ Phone, copier machine supplies, service contracts.

31. Depreciation Expense

- Decrease 20% or (\$66,376) to \$270,000.
 - ✓ General.
 - ✓ Equipment, Software, Fleet.

32. Loss Prevention & Appraisals

- Decrease 19% or (\$139,528) to \$600,000.
 - ✓ Trust Appreciation Recognition Program (TARP Awards) \$300,015.
 - ✓ Workers Compensation audits \$70,328.
 - ✓ Property appraisal, valuations \$188,496.

33. Office, Printing & Supplies

- Increase 36% or \$26,525 to \$100,000.
 - ✓ Toner, IT equipment & upgrades.

34. Books, Periodicals, Subscription & Materials

- Increase 15% or \$5,344 to \$10,000.

35. Postage

- Increase 54% or \$8,751 to \$25,000.
 - ✓ Increased communication with membership.

36. Telephone

- Increase 54% or \$21,142 to \$60,000.
 - ✓ Internet, local & long-distance service contracts.

37. Accounting & Legal

- Increase 13% or \$25,000 to \$225,000.
 - ✓ Audit.
 - ✓ General counsel.
 - ✓ Other accounting and legal.

38. IT, Consulting & Maintenance

- Increase 158% or \$30,585 to \$50,000.
 - ✓ Research & development: \$10,000.
 - ✓ IT certificates: \$5,500.

39. Actuarial Fees

- Increase 57% or \$36,445 to \$100,000.
 - ✓ Taylor-Walker – actuarial analysis.
 - ✓ Aon – actuarial analysis.

40. Software Licensing

- Increase 76% or \$32,359 to \$75,000.
- Mod Master / Zywave.
- Software Renewals / Subscriptions.
- Jamf Pro Device Management.
- Backblaze offsite servers.
- WMWare, VEEAM, Virtualization Subscription.

41. Misc. Bank Fees & Other

- Increase 20% or \$8,403 to \$50,000.

42. Tax Payroll Taxes

- Increase 16% or \$24,045 to \$178,907.

1 - Liability
BUDGET 2022

	<u>Per Financials</u> <u>YTD 08/31/21</u>	<u>\$ Projected</u>	<u>PRELIMINARY</u> <u>BUDGET 2022</u>
Liability Premium	7,019,796	9,845,584	
Reverse endorsements		-	
Reverse new business included in earned premiums		(216,214)	
Total Net of New Business		9,629,370	
Liability Endorsements	-	-	
Projected liability endorsements equal current liability endorsements			
Liability Premium			11,799,255 1.1
Projected Liab Net New Business Earned Premium	144,143	216,214	
Budget Projected Liability Net New Business - See support document			123,380 1.1
Total With Net of New Business	7,163,939	9,845,584	

Projected / Budgeted				
Line	2021 Premium With New Business	Overall Projected % Change	2022 Estimated Premium	2022 Premium Change
Liability	10,745,908	10%	11,799,255	1,053,347
WC	9,365,797	-14%	8,076,637	-1,289,160
Property	6,503,441	9%	7,099,257	595,816
Auto PD	3,312,002	-6%	3,122,379	-189,623
Vision	111,993	0.00%	111,993	0
Accidental Dental	6,200	0.00%	6,200	0
	30,045,341	1%	30,215,721	170,380

2022 Proposed Earned Premium - Net Business Growth Budgeted					
Line	New Business Objective Premium	New Business Objective %	Estimated Lost Business	Net Gain Earned Premium	Net Gain %
Liability	150,171	1.40%	26,791	123,380	1.15%
WC	115,215	1.23%	100,000	15,215	0.16%
Property	39,205	0.60%	5,826	33,379	0.51%
Auto PD	65,140	1.97%	6,269	58,871	1.78%
	369,731	1.23%	138,886	230,845	0.77%

Property & Auto PD Combined

92,250	0.94%
---------------	--------------

NOTES	
Liability	We anticipate 3% organic growth in exposures. We will increase premium 8%, which covers expected increase in reinsurance.
WC	We anticipate 3% organic growth in payroll. We will have 0% increase in rate, NCCI class codes down 10% to 15%.
Property	We anticipate 3% organic growth in TIV. We will increase property rates 9%, which will cover expected increase in reinsurance, including increased cost of cyber coverage.
Auto	We anticipate 3% organic growth in exposure, 0% increase.
Vision	Numbers from AllAccountsAllLinesAllPremiums report from myTRUST generated on 08/25/2020. No rate change - Flat.
Accidental Dental	Numbers from AllAccountsAllLinesAllPremiums report from myTRUST generated on 08/25/2020. No rate change - Flat.
2021 Projected Net Earned New Business	From Ryan Hatch.

2 - Workers Compensation
BUDGET 2022

	Per Financials	\$ Projected	PRELIMINARY
	<u>YTD 08/31/21</u>		<u>BUDGET 2022</u>
Workers Compensation Premium	6,162,450	9,365,797	
Reverse new business included in earned premiums		(103,811)	
Total Net of New Business		9,261,986	
Projected W/C Net New Business Earned Premium	69,207	103,811	8,076,637 1.1
Budget Projected W/C Net New Business - See support document			15,215 1.1
Total With Net of New Business	6,231,658	9,365,797	8,091,852

Projected / Budgeted				
Line	2021 Premium With New Business	Overall Projected % Change	2022 Estimated Premium	2022 Premium Change
Liability	10,745,908	10%	11,799,255	1,053,347
WC	9,365,797	-14%	8,076,637	-1,289,160
Property	6,503,441	9%	7,099,257	595,816
Auto PD	3,312,002	-6%	3,122,379	-189,623
Vision	111,993	0.00%	111,993	0
Accidental Dental	6,200	0.00%	6,200	0
	30,045,341	1%	30,215,721	170,380

2022 Proposed Earned Premium - Net Business Growth Budgeted					
Line	New Business Objective Premium	New Business Objective %	Estimated Lost Business	Net Gain Earned Premium	Net Gain %
Liability	150,171	1.40%	26,791	123,380	1.15%
WC	115,215	1.23%	100,000	15,215	0.16%
Property	39,205	0.60%	5,826	33,379	0.51%
Auto PD	65,140	1.97%	6,269	58,871	1.78%
	369,731	1.23%	138,886	230,845	0.77%

Property & Auto PD Combined

92,250	0.94%
---------------	--------------

NOTES	
Liability	We anticipate 3% organic growth in exposures. We will increase premium 8%, which covers expected increase in reinsurance.
WC	We anticipate 3% organic growth in payroll. We will have 0% increase in rate, NCCI class codes down 10% to 15%.
Property	We anticipate 3% organic growth in TIV. We will increase property rates 9%, which will cover expected increase in reinsurance, including increased cost of cyber coverage.
Auto	We anticipate 3% organic growth in exposure, 0% increase.
Vision	Numbers from AllAccountsAllLinesAllPremiums report from myTRUST generated on 08/25/2020. No rate change - Flat.
Accidental Dental	Numbers from AllAccountsAllLinesAllPremiums report from myTRUST generated on 08/25/2020. No rate change - Flat.
2021 Projected Net Earned New Business	From Ryan Hatch.

3 - Vision
BUDGET 2022

	Per Financials YTD 08/31/21	\$ Projected	PRELIMINARY BUDGET 2022
Vision Premium	75,806		
Total Projected - See support document		111,993	
Budget Projected Vision - See support document			111,993 3.1

Projected / Budgeted				
Line	2021 Premium With New Business	Overall Projected % Change	2022 Estimated Premium	2022 Premium Change
Liability	10,745,908	10%	11,799,255	1,053,347
WC	9,365,797	-14%	8,076,637	-1,289,160
Property	6,503,441	9%	7,099,257	595,816
Auto PD	3,312,002	-6%	3,122,379	-189,623
Vision	111,993	0.00%	111,993	0
Accidental Dental	6,200	0.00%	6,200	0
	30,045,341	1%	30,215,721	170,380

2022 Proposed Earned Premium - Net Business Growth Budgeted					
Line	New Business Objective Premium	New Business Objective %	Estimated Lost Business	Net Gain Earned Premium	Net Gain %
Liability	150,171	1.40%	26,791	123,380	1.15%
WC	115,215	1.23%	100,000	15,215	0.16%
Property	39,205	0.60%	5,826	33,379	0.51%
Auto PD	65,140	1.97%	6,269	58,871	1.78%
	369,731	1.23%	138,886	230,845	0.77%

Property & Auto PD Combined

92,250	0.94%
---------------	--------------

NOTES	
Liability	We anticipate 3% organic growth in exposures. We will increase premium 8%, which covers expected increase in reinsurance.
WC	We anticipate 3% organic growth in payroll. We will have 0% increase in rate, NCCI class codes down 10% to 15%.
Property	We anticipate 3% organic growth in TIV. We will increase property rates 9%, which will cover expected increase in reinsurance, including increased cost of cyber coverage.
Auto	We anticipate 3% organic growth in exposure, 0% increase.
Vision	Numbers from AllAccountsAllLinesAllPremiums report from myTRUST generated on 08/25/2020. No rate change - Flat.
Accidental Dental	Numbers from AllAccountsAllLinesAllPremiums report from myTRUST generated on 08/25/2020. No rate change - Flat.
2021 Projected Net Earned New Business	From Ryan Hatch.

4 - Accidental Dental
BUDGET 2022

	Per Financials YTD 08/31/21	\$ Projected	PRELIMINARY BUDGET 2022
Accidental Dental Premium	4,186		
Projected - See support document		6,200	
Budget Projected Accidental Dental - See support document			6,200 4.1

Projected / Budgeted				
Line	2021 Premium With New Business	Overall Projected % Change	2022 Estimated Premium	2022 Premium Change
Liability	10,745,908	10%	11,799,255	1,053,347
WC	9,365,797	-14%	8,076,637	-1,289,160
Property	6,503,441	9%	7,099,257	595,816
Auto PD	3,312,002	-6%	3,122,379	-189,623
Vision	111,993	0.00%	111,993	0
Accidental Dental	6,200	0.00%	6,200	0
	30,045,341	1%	30,215,721	170,380

2022 Proposed Earned Premium - Net Business Growth Budgeted					
Line	New Business Objective Premium	New Business Objective %	Estimated Lost Business	Net Gain Earned Premium	Net Gain %
Liability	150,171	1.40%	26,791	123,380	1.15%
WC	115,215	1.23%	100,000	15,215	0.16%
Property	39,205	0.60%	5,826	33,379	0.51%
Auto PD	65,140	1.97%	6,269	58,871	1.78%
	369,731	1.23%	138,886	230,845	0.77%

Property & Auto PD Combined

92,250	0.94%
---------------	--------------

NOTES	
Liability	We anticipate 3% organic growth in exposures. We will increase premium 8%, which covers expected increase in reinsurance.
WC	We anticipate 3% organic growth in payroll. We will have 0% increase in rate, NCCI class codes down 10% to 15%.
Property	We anticipate 3% organic growth in TIV. We will increase property rates 9%, which will cover expected increase in reinsurance, including increased cost of cyber coverage.
Auto	We anticipate 3% organic growth in exposure, 0% increase.
Vision	Numbers from AllAccountsAllLinesAllPremiums report from myTRUST generated on 08/25/2020. No rate change - Flat.
Accidental Dental	Numbers from AllAccountsAllLinesAllPremiums report from myTRUST generated on 08/25/2020. No rate change - Flat.
2021 Projected Net Earned New Business	From Ryan Hatch.

5 - Property / Auto
BUDGET 2022

	Per Financials <u>YTD 08/31/21</u>	<u>\$ Projected</u>	<u>PRELIMINARY</u> <u>BUDGET 2022</u>
Property / Auto Premium	6,110,256	9,815,442	
Reverse new business included in earned premiums		(650,058)	
Total Net of New Business		9,165,384	
			10,221,636 5.1
Projected Prop/Auto net new business earned premium	433,372	650,058	
Budget Projected Prop / Auto net new business - See support document			92,250 5.1
Total With Net of New Business	6,543,628	9,815,442	10,313,886

Projected / Budgeted				
Line	2021 Premium With New Business	Overall Projected % Change	2022 Estimated Premium	2022 Premium Change
Liability	10,745,908	10%	11,799,255	1,053,347
WC	9,365,797	-14%	8,076,637	-1,289,160
Property	6,503,441	9%	7,099,257	595,816
Auto PD	3,312,002	-6%	3,122,379	-189,623
Vision	111,993	0.00%	111,993	0
Accidental Dental	6,200	0.00%	6,200	0
	30,045,341	1%	30,215,721	170,380
	9,815,442	4.14%	10,221,636	

2022 Proposed Earned Premium - Net Business Growth Budgeted					
Line	New Business Objective Premium	New Business Objective %	Estimated Lost Business	Net Gain Earned Premium	Net Gain %
Liability	150,171	1.40%	26,791	123,380	1.15%
WC	115,215	1.23%	100,000	15,215	0.16%
Property	39,205	0.60%	5,826	33,379	0.51%
Auto PD	65,140	1.97%	6,269	58,871	1.78%
	369,731	3.77%	138,886	230,845	0.77%

Property & Auto PD Combined

92,250

0.94%

NOTES	
Liability	We anticipate 3% organic growth in exposures. We will increase premium 8%, which covers expected increase in reinsurance.
WC	We anticipate 3% organic growth in payroll. We will have 0% increase in rate, NCCI class codes down 10% to 15%.
Property	We anticipate 3% organic growth in TIV. We will increase property rates 9%, which will cover expected increase in reinsurance, including increased cost of cyber coverage.
Auto	We anticipate 3% organic growth in exposure, 0% increase.
Vision	Numbers from AllAccountsAllLinesAllPremiums report from myTRUST generated on 08/25/2020. No rate change - Flat.
Accidental Dental	Numbers from AllAccountsAllLinesAllPremiums report from myTRUST generated on 08/25/2020. No rate change - Flat.
2021 Projected Net Earned New Business	From Ryan Hatch.

6 - Reinsurance Liability
BUDGET 2022

	Per Financials YTD 08/31/21	\$ Projected	PRELIMINARY BUDGET 2022
Current Reinsurance Liability	1,594,217	1,594,217	
Audit premium paid		206,879 *	
Normal reinsurance liability monthly expense: General Liability & Crime Multiplied by 4 months remaining		4	
Total		827,516	
Projected current liability reinsurance expense		\$ 2,421,733	
Reinsurance audit accrual		50,000 *	
<i>Total</i>		50,000	
Budgeted (Includes: 25% increase in rate and 3% increase in exposure)			3,367,451
Additional reinsurance liability expenses (Audits, etc...)			50,000

2021 - 2022 Projected Exposure Summary					2022 Budgeted Reinsurance Cost			
	2021	2022	% Change*	Δ Change	Current Rate (2021)		Projected Rate Increase	Budgeted Reinsurance Cost
Workers Compensation (Payroll)	768,631,853	791,690,809	3%	23,058,956	0.1068	Per \$100 of payroll	10%	\$ 930,078
Liability (Net Operating Expenses)	2,402,181,852	2,474,247,308	3%	72,065,456	1.0888	Per \$1,000 of NOE	25%	\$ 3,367,451
Property (TIV) includes APIP Pollution and Cyb	5,909,574,931	6,086,862,179	3%	177,287,248	0.0729	Per \$100 of TIV	10%	\$ 5,403,348
Auto Physical Damage (TIV)	632,349,581	651,320,068	3%	18,970,487				

2021 Premium	Other Policies		
\$93,659	Crime	0%	\$ 93,659
N/A - Carrier non-renewed the Trust	Other Pollution (Currently APEEL)	N/A	N/A
\$30,337	Trust D&O	10%	\$ 34,462
\$99,083.00	Airport Liability	10%	\$ 108,991.30
N/A - Carrier non-renewed the Trust	Excess Cyber Liability	N/A	N/A

Organic Growth	
Workers Compensation	3%
Liability	3%
Property	3%
Auto Physical Damage	3%

* % Change incorporates organic growth (listed above) and exposure increases from projected new business.

Revision Date: 9/21/21

7 - Reinsurance Property / Auto
BUDGET 2022

	Per Financials YTD 08/31/21	<u>\$ Projected</u>	<u>PRELIMINARY BUDGET 2022</u>
Current Reinsurance Property / Auto	2,435,906	2,435,906	
Used normal reinsurance property / auto monthly expense		399,867 *	
Multiplied by 4 months remaining		<u>4</u>	
Total		1,599,468	
Projected current property / auto reinsurance expense		\$ 4,035,374	
Reinsurance audit accrual		50,000	
<i>Total</i>		50,000	
Projected Property / Auto Reinsurance			
Budgeted			5,086,206
(Includes: 10% increase in rate and an increase in exposure base of 3% for property & 3% for Auto)			
Additional reinsurance property / auto expenses (Audits, etc...)			50,000

2021 - 2022 Projected Exposure Summary

2022 Budgeted Reinsurance Cost

	2021	2022	% Change*	Δ Change	2022 Budgeted Reinsurance Cost			
					Current Rate (2021)		Projected Rate Increase	Budgeted Reinsurance Cost
Workers Compensation (Payroll)	768,631,853	791,690,809	3%	23,058,956	0.1068	Per \$100 of payroll	10%	\$ 930,078
Liability (Net Operating Expenses)	2,402,181,852	2,474,247,308	3%	72,065,456	1.0888	Per \$1,000 of NOE	25%	\$ 3,367,451
Property (TIV) includes APIP Pollution and Cyb	5,909,574,931	6,086,862,179	3%	177,287,248	0.0729	Per \$100 of TIV	10%	\$ 5,403,348
Auto Physical Damage (TIV)	632,349,581	651,320,068	3%	18,970,487				
Combined	6,541,924,512	6,738,182,247	3.0%	196,257,735				

2021 Premium	Other Policies		
\$93,659	Crime	0%	\$ 93,659
N/A - Carrier non-renewed the Trust	Other Pollution (Currently APEEL)	N/A	N/A
\$30,337	Trust D&O	10%	\$ 34,462
\$99,083.00	Airport Liability	10%	\$ 108,991.30
N/A - Carrier non-renewed the Trust	Excess Cyber Liability	N/A	N/A

Organic Growth	
Workers Compensation	3%
Liability	4%
Property	3%
Auto Physical Damage	3%

* % Change incorporates organic growth (listed above) and exposure increases from projected new business.

Revision Date: 9/21/21

8 - Reinsurance Workers Compensation
BUDGET 2022

	Per Financials		PRELIMINARY
	<u>YTD 08/31/21</u>	<u>\$ Projected</u>	<u>BUDGET 2022</u>
Current Reinsurance Workers Compensation (Includes \$0.00 Audit Premium)	560,074	560,074	
Use normal reinsurance W/C monthly expense	-	70,009 *	
Multiplied by 4 months remaining		4	
Total		280,037	
Projected current W/C reinsurance expense		840,111	
Reinsurance audit accrual		50,000 *	
<i>Total</i>		50,000	
Budgeted (Includes: 10% increase in rate and 3% increase in exposure)			930,078
Additional reinsurance W/C expenses (Audits, etc...)			50,000

2021 - 2022 Projected Exposure Summary					2022 Budgeted Reinsurance Cost			
	2021	2022	% Change*	Δ Change	Current Rate (2021)		Projected Rate Increase	Budgeted Reinsurance Cost
Workers Compensation (Payroll)	768,631,853	791,690,809	3%	23,058,956	0.1068	Per \$100 of payroll	10%	\$ 930,078
Liability (Net Operating Expenses)	2,402,181,852	2,474,247,308	3%	72,065,456	1.0888	Per \$1,000 of NOE	25%	\$ 3,367,451
Property (TIV) includes APIP Pollution and Cyb	5,909,574,931	6,086,862,179	3%	177,287,248	0.0729	Per \$100 of TIV	10%	\$ 5,403,348
Auto Physical Damage (TIV)	632,349,581	651,320,068	3%	18,970,487				

Organic Growth	
Workers Compensation	3%
Liability	4%
Property	3%
Auto Physical Damage	3%

2021 Premium	Other Policies		
\$93,659	Crime	0%	\$ 93,659
N/A - Carrier non-renewed the Trust	Other Pollution (Currently APEEL)	N/A	N/A
\$30,337	Trust D&O	10%	\$ 34,462
\$99,083.00	Airport Liability	10%	\$ 108,991.30
N/A - Carrier non-renewed the Trust	Excess Cyber Liability	N/A	N/A

* % Change incorporates organic growth (listed above) and exposure increases from projected new business.

Revision Date: 9/21/21

9.1 - Administrative Fees - PEHP
BUDGET 2022

	Per Financials YTD 08/31/21	\$ Projected	PRELIMINARY BUDGET 2022
Administrative Fees - PEHP	216,069	216,069	
Estimated from Sept to Dec		<u>263,718</u>	
Total Projected PEHP Net (100% & 50% Trust Shared Commissions with IFB - See support document)		479,786	9.1a
Total Estimated Budget (See support document)			523,790 9.1a

9.2 - Administrative Fees - ULGT HEALTH CHOICE
BUDGET 2022

	Per Financials		PRELIMINARY
	<u>YTD 08/31/21</u>	<u>\$ Projected</u>	<u>BUDGET 2022</u>
Administrative Fees - ULGT HEALTH CHOICE	28,573	28,573	
Estimated from Sept to Dec		18,812	
Total Projected Gallagher (50% Trust Shared Commissions with IFB - See support document)		47,385	9.2a
Total Estimated Budget (See support document)			46,261 9.2a

Gallagher Commission 2021 Projected & 2022 Budgeted

Total Estimated Commission Remaining for CURRENT YEAR:		\$ 24,404.71
Total Commission (Including Projected) for CURRENT YEAR:		\$ 47,385.03 9.2a
Estimated Commission Budget Amount for NEXT YEAR:		\$ 46,260.96 9.2a

50% Split Commission Amounts	Comm Month:						
Account Name:	Jan-21	Feb-21	Mar-21	Apr-21	May-21	Jun-21	Grand Total
Highland City (6788)	\$ 1,677.95	\$ 1,581.56	\$ 1,703.16	\$ 1,507.49	\$ 1,554.76	\$ 1,544.67	\$ 9,569.59
Lewiston City (6790)	\$ 178.50	\$ 61.42	\$ 153.00	\$ 153.00	\$ 306.00	\$ 153.00	\$ 1,004.92
Lone Peak (6787)		\$ 61.42		\$ 57.86	\$ 59.64	\$ 54.60	\$ 233.52
North Davis Sewer District (9029)	\$ 1,020.00	\$ 1,045.50	\$ 1,045.50		\$ 2,094.00	\$ 1,021.50	\$ 6,226.50
Trans-Jordan Cities (6789)	\$ 969.30	\$ 969.34	\$ 969.43	\$ 957.14	\$ 969.97	\$ 996.61	\$ 5,831.79
Orangeville (6791)	\$ 28.50	\$ 28.50	\$ 57.00				\$ 114.00
Total	\$ 3,874.25	\$ 3,747.74	\$ 3,928.09	\$ 2,675.49	\$ 4,984.37	\$ 3,770.38	\$ 22,980.32

Account Name	Average Monthly Commission from 3 Most Recent Months (50%)	Number of Unpaid Months in CURRENT YEAR	Estimated Commission Remaining for CURRENT YEAR	Estimated Commission Projection for CURRENT YEAR	Estimated Commission Budget Amount for NEXT YEAR
Highland City (6788)	\$ 1,535.64	6	\$ 9,213.84	\$ 18,783.43	\$ 18,427.68
Lewiston City (6790)	\$ 204.00	6	\$ 1,224.00	\$ 2,228.92	\$ 2,448.00
Lone Peak (6787)	\$ 57.37	8	\$ 458.93	\$ 692.45	\$ 688.40
North Davis Sewer District (9029)	\$ 1,045.50	7	\$ 7,318.50	\$ 13,545.00	\$ 12,546.00
Trans-Jordan Cities (6789)	\$ 974.57	6	\$ 5,847.44	\$ 11,679.23	\$ 11,694.88
Orangeville (6791)	\$ 38.00	9	\$ 342.00	\$ 456.00	\$ 456.00
Total	\$ 3,855.08		\$ 24,404.71	\$ 47,385.03	\$ 46,260.96
				9.2a	9.2a

10.1 - Administrative Fees - Property / Auto PD
BUDGET 2022

	Per Financials YTD 08/31/21	\$ Projected	PRELIMINARY BUDGET 2022
Administrative Fees - Property/Auto PD	323,750	323,750	
Estimated due from Alliant		154,117	
Total Projected		477,867	
Total Estimated due from Alliant			470,000

10.2 - Administrative Fees - Life Insurance
BUDGET 2022

	Per Financials YTD 08/31/21	\$ Projected	PRELIMINARY BUDGET 2022
Administrative Fees - Life Insurance	107,371		
Total Projected (See support document)		158,543	10.2a
Total Estimated Budget (See support document)			157,725 10.2a

Unum Life Commission 2021 Projected & 2022 Budgeted

Total Estimated Commission Remaining for CURRENT YEAR: \$ 79,040.00			
Total Commission (Including Projected) for CURRENT YEAR: \$ 158,542.58 10.2a			
Estimated Commission Budget Amount for NEXT YEAR: \$ 157,725.00 10.2a			

Unum Commission Payments Product	Commission Month						Grand Total
	Jan	Feb	Mar	Apr	May	Jun	
ULGT ADD	\$ 227.90	\$ 232.43	\$ 228.36	\$ 221.64	\$ 228.74	\$ 233.67	\$ 1,372.74
ULGT FLEXADD	\$ 741.65	\$ 747.24	\$ 751.65	\$ 691.66	\$ 742.75	\$ 745.68	\$ 4,420.63
ULGT FLEXLIFE	\$ 9,947.85	\$ 10,094.89	\$ 10,046.72	\$ 9,497.30	\$ 10,014.64	\$ 10,018.38	\$ 59,619.78
ULGT LIFE	\$ 2,209.15	\$ 2,237.68	\$ 2,109.03	\$ 2,120.29	\$ 2,176.37	\$ 2,207.64	\$ 13,060.16
PCHA ADD	\$ 1.38	\$ 1.98		\$ 1.38	\$ 1.38	\$ 1.38	\$ 7.50
PCHA LIFE	\$ 15.51	\$ 29.62		\$ 16.22	\$ 16.22	\$ 16.22	\$ 93.79
PCHA LTD	\$ 146.49	\$ 301.80		\$ 150.90	\$ 173.39	\$ 155.40	\$ 927.98
Total	\$ 13,289.93	\$ 13,645.64	\$ 13,135.76	\$ 12,699.39	\$ 13,353.49	\$ 13,378.37	\$ 79,502.58

ULGT Totals	\$ 13,126.55	\$ 13,312.24	\$ 13,135.76	\$ 12,530.89	\$ 13,162.50	\$ 13,205.37	\$ 78,473.31
PCHA Totals	\$ 163.38	\$ 333.40		\$ 168.50	\$ 190.99	\$ 173.00	\$ 1,029.27
Total	\$ 13,289.93	\$ 13,645.64	\$ 13,135.76	\$ 12,699.39	\$ 13,353.49	\$ 13,378.37	\$ 79,502.58

Product	Average Monthly Commission from 3 Most Recent Months	Number of Unpaid Months in CURRENT YEAR	Estimated Commission Remaining for CURRENT YEAR	Estimated Commission Projection for CURRENT YEAR	Estimated Commission Budget Amount for NEXT YEAR
ULGT Commission	\$ 12,966.25	6	\$ 77,797.52	\$ 156,270.83	\$ 155,595.04
PCHA Commission	\$ 177.50	7	\$ 1,242.48	\$ 2,271.75	\$ 2,129.96
Total	\$ 13,143.75		\$ 79,040.00	\$ 158,542.58	\$ 157,725.00

10.3 - Administrative Fees - Surety Bonds

BUDGET 2022

	Per Financials YTD 08/31/21	\$ Projected	PRELIMINARY BUDGET 2022
Administrative Fees - Surety Bonds, including Contingency Bonus	41,826		
Total Projected (See support document)		49,826	10.3a
Total Estimated Budget (See support document) (BUDGET DOES NOT INCLUDE CONTINGENCY BONUS)			49,826 10.3a

SUMMARY OF ADMIN. FEES

<u>COMPANY NAME</u>	<u>GL Acct#</u>	<u>AUG</u>	<u>YTD</u>	Estimated <u>SEPT</u>	Estimated <u>OCT</u>	Estimated <u>NOV</u>	Estimated <u>DEC</u>	<u>YTD - 12/31</u>	<u>Budget</u>
'CNA Surety bonds-Contingent			\$ 5,848.56					\$ 5,848.56	
'CNA Surety-bonds	4269-0000	2,749.07	\$ 35,977.39	2,000.00	2,000.00	2,000.00	2,000.00	\$ 43,977.39	
			\$ 41,825.95						
								\$ 49,825.95	\$ 49,825.95

10.4 - Administrative Fees - Other
BUDGET 2022

	Per Financials YTD 08/31/21	\$ Projected	PRELIMINARY BUDGET 2022
Administrative Fees - Other	13,838		
Total Projected (See support document)		18,877	10.4a
Total Estimated Budget (See support document)			12,200 10.4a

SUMMARY OF ADMIN. FEES

COMPANY NAME	GL Acct#	AUG	YTD	Estimated 7 Month Average	Estimated OCT	Estimated NOV	Estimated DEC	Other 12/31 YTD	Budget
Other Medical Admin Fees-Mack	4211-0000	628.64	8,888.56	2,539.59	400.00	400.00	400.00	\$ 12,628.15	\$ 10,000.00
Other Adm Fees	4230-0000	113.82	\$ 3,917.45	489.68	100.00	100.00	100.00	\$ 4,707.13	\$ 1,000.00
Special Policies	4260-0000	2.30	\$ 2.30					\$ 2.30	\$ -
Other-Life Admin	4267-0000	207.73	\$ 1,029.87	128.73	125.00	125.00	125.00	\$ 1,533.60	\$ 1,200.00
Loss Prevent Training Other	4268-3000		\$ -					\$ -	\$ -
OTHER			\$ 13,838.18					\$ 18,871.18	\$ 12,200.00
			(13,838.18)					10.4a	10.4a
			0.00						

11 - Interest (Cash and Investment) Income
BUDGET 2022

	Per Financials YTD 08/31/21	\$ Projected	PRELIMINARY BUDGET 2022
Bond Interest	747,894		
W/C State of UT Labor Commission Holdings Interest	4,290 *		
Total as of Aug	752,184	752,184	
Average Bond interest (approximate) received in August		93,487	
Multiply by 4 months		4	
Total		373,947	
Current YTD bond portfolio (See support document)			48,955,943 11.1
Portfolio Yield (See support document)			0.0100 11.1
			489,559
W/C State of UT Labor Commission Holdings (See support document)			5,995,905 11.1
W/C State of UT Labor Commission Holdings Interest Rate (See support document)			0.0675 11.1
			404,724
W/C State of UT Labor Commission Holdings Interest (received for August)		349	
Multiply by 4 months		4	
Total		1,395	
Current plus projected interest		1,127,527	
Total Estimated			894,283
PTIF Interest	134,983	134,983	
Average PTIF balance (See support document)		69,024,065	11.1
Projected to year-end rate (See support document)		0.0045	11.1
Total divided by 12 months		25,884	
Multiply by 4 months		4	
Total		103,536	
Plus current PTIF interest		238,519	
Average PTIF balance			69,024,065
Current rate for projected rate (See support document)			0.0045 11.1
Total Annual Estimated			310,608
Unrealized Investment Gain - Change In Fair Value of Bonds	(157,797)	(157,797)	
Monthly Estimated Change in Fair Value unknown		-	
Multiply by 4 months		4	
Total		-	
Plus current Change In Fair Value of Bonds		(157,797)	
Forecasted budget unknown			-
Total Interest and Investment Income	729,370	1,208,249	1,204,891

**UTAH LOCAL GOVERNMENTS TRUST
SUMMARY OF INVESTMENT HOLDINGS
8/31/21**

Par Value	Cusip	Issuer	Held at	Rate	Maturity	Maturity Year	Cost Basis	Portfolio Percentage	
1,000,000	654740BA6	NISSAN MTR CORP	Zions Bank	2.95	7/13/22	2022	1,000,000	1%	
5,060,000	853254BR0	Standard Charter Plc	Zions Bank	3.37	9/10/22	2022	5,075,645	4%	
5,000,000	63906AAB6	Natwest Mkts	Zions Bank	3.73	9/29/22	2022	5,028,587	4%	
915,000	075019EQ8	UT SCH DIST	Zions Bank	5.50	2/1/27	2027	915,000	1%	
3,000,000	795594AA8	SLC UT Mun Bldg	Zions Bank	5.45	3/15/28	2028	3,000,000	2%	
6,000,000	912796F38	US Treasury	State of Utah	0.68	3/24/22	2021	5,995,905	5%	
5,000,000	949746SL6	Wells Fargo	Zions Bank	2.91	1/24/23	2023	5,000,000	4%	
5,000,000	172967LH2	Citigroup Inc	Zions Bank	2.75	4/25/22	2022	4,908,950	4%	
5,000,000	46849LSX0	Jackson National Life	Zions Bank	1.96	8/27/22	2022	4,954,822	4%	
4,310,000	04685A2F7	Athene Global Funding	Zions Bank	2.67	7/1/22	2022	4,306,404	3%	
2,425,000	60687YAF6	Mizuho FGI	Zions Bank	3.03	9/13/21	2021	2,425,679	2%	
1,330,000	654740AW9	NISSAN MTR CORP	Zions Bank	2.88	1/13/22	2022	1,331,605	1%	
4,500,000	14040HBM6	Capital One Fin	Zions Bank	2.84	3/9/22	2022	4,504,992	4%	
4,000,000	456837AJ2	ING GROEP N V	Zions Bank	3.25	3/29/22	2022	4,009,191	3%	
2,482,000	05964HAA3	BANCO SANTANDER SA	Zions Bank	3.54	4/11/22	2022	2,495,067	2%	
							Bond Portfolio:	54,951,848	44%
							PTIF & Cash Equivalents:	70,062,133	56%
							Total:	125,013,981	100%

Estimated Annual Income

Accounting Notes:	Estimated Annual Income	Portfolio Percentage
Portfolio held by Zions Bank:	11.1	
Portfolio held by Zions Bank:	48,955,943	39%
PITF held by Zions Bank:	69,024,065	55%
Subtotal of Zions Holdings:	117,980,008	94%
Portfolio held by State of Utah:	5,995,905	5%
Cash held in JP Morgan Chase Bank:	1,038,068	1%
Total:	125,013,981	100%

ULGT PORTFOLIO YIELD

	Bond Portfolio:	Total Weighted Yield
Trust Total Portfolio Weighted Yield on Cost	1.98%	1.00%
		11.1
		11.1
PTIF 2021 Average Annual Returns:	0.45%	\$ 69,024,065
		11.1
WC State of UT Labor Commission Holdings	6.75%	11.1

% Port by Year

cash	56%
2021	7%
2022	30%
2023	4%
2027	1%
2028	2%

Term % of Portfolio

Cash Equivalent	56%
1-5 Years	41%
6-10 Years	3%

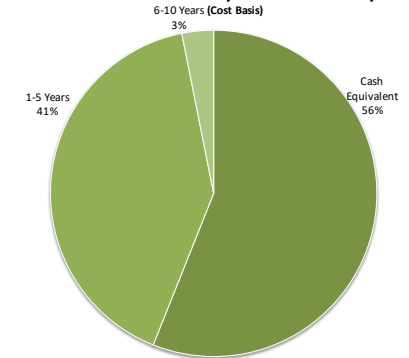
Concentration by Issuer

CORP	45,107,000	36%
Municipal Bonds	3,915,000	3%
PTIF	70,062,133	56%
US Treasury	6,000,000	5%

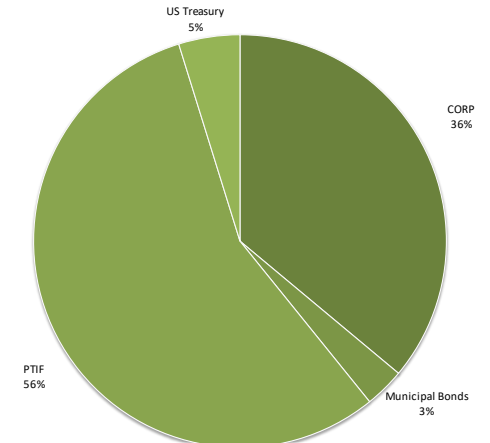
2,000,638

11.1

**Trust Portfolio
Concentration by Years to Maturity**



**Trust Portfolio
Concentration by Issuer
(Par Value)**



12 - NLC Capital Investment
BUDGET 2022

NLC Investment Income
No change expect
Estimated budget amount for Budget

Per Financials	\$ Projected	PRELIMINARY			
YTD 08/31/21		BUDGET 2022			
<table border="1"><tr><td>-</td></tr></table>	-	<table border="1"><tr><td>-</td></tr></table>	-	<table border="1"><tr><td>-</td></tr></table>	-
-					
-					
-					

13 - Liability Losses Paid**BUDGET 2022**

	Per Financials YTD 08/31/21	\$ Projected	PRELIMINARY BUDGET 2022
5000-2000			
Liability Losses Paid	1,470,824	1,470,824	
Less July & August, included in Actuary numbers		(208,468) *	
Remaining months per actuary		2,326,996 1a	
		3,589,352	
Projected	1,470,824		
Budget per actuary			4,858,870 1b
5010-2000			
Change in Reserves - Liability Losses	83,091	83,091	
Remaining months per actuary		(133,593) A	
Projected		(50,502)	
Budget per actuary			250,782 1
5150-2000			
Reinsurance Recoveries - Liability	-	-	
Total Reinsurance Recoveries - Liability		-	0
5160-2000			
Deductibles - Liability	(429,920)	(429,920)	0
5170-2000			
Subrogation - Liability	-	-	0
Total Liability Claims etc...	1,123,995	3,108,930	5,109,652

14 - Workers Compensation Losses Paid
BUDGET 2022

	Per Financials YTD 08/31/21	\$ Projected	PRELIMINARY BUDGET 2022
5100-3000			
Workers Compensation Losses Paid	3,447,072	3,447,072	
Less July & August, included in Actuary numbers		(1,000,538) *	
Remaining months per actuary		2,363,468	3a
Projected		4,810,001	
Budget per actuary			4,655,241 3b
<hr/>			
5110-0000			
Change in Reserves - Workers Compensation Losses	269,986	269,986	
Remaining months per actuary		98,303	C
Projected		368,288	
Budget per actuary			(95,623) 3
<hr/>			
5150-3001			
Reinsurance Recoveries - Workers Compensation	(20,768)	(20,768)	
Recovery Checks September - December			
Reinsurance Recoveries - Workers Compensation		(20,768)	0
Subrogation - W/C	(167,773)	(167,773)	0
Total Workers Compensation Claims, etc...	3,528,516	4,989,748	4,559,618

15 - Property / Auto Losses Paid
BUDGET 2022

	Per Financials YTD 08/31/21	\$ Projected	PRELIMINARY BUDGET 2022
5180-0000			
Property / Auto Losses Paid	1,954,572	1,954,572	
Less July & August, included in Actuary numbers		(492,343) *	
Remaining months per actuary		1,360,220 5a	
Projected		2,822,449	
Budget per actuary			2,290,344 5b
5190-0000			
Change in Reserves - Property / Auto Losses	295,560	295,560	
Remaining months per actuary		(248,691) E	
Projected		46,869	
Budget per actuary			(35,398) 5
5150-5000			
Reinsurance Recoveries - Property / Auto	(140,190)	(140,190)	
Recovery Checks September - December			
Total Reinsurance Recoveries - Property / Auto		(140,190)	0
5160-5000			
Deductibles - Property / Auto	0	0	0
5170-5000			
Subrogation - Property / Auto	(175,768)	(175,768)	0
Total Liability Claims etc...	1,934,174	2,553,360	2,254,946

16 - Vision / Accidental Dental Losses Paid
BUDGET 2022

	<u>Per Financials</u> <u>YTD 08/31/21</u>	<u>\$ Projected</u>	<u>PRELIMINARY</u> <u>BUDGET 2022</u>
5220-4001			
Vision Losses Paid	23,687	23,687	
Current claims divided by 8 multiplied by 4		11,843	
Projected		35,530	
Projected increased by 5 percent for Budget			37,307
<hr/>			
5240-4001			
Accidental Dental Losses Paid	-		
Projected		-	
Budget			1,000
Reserves for Vision & Accidental Dental Claims	-	-	-
Total Vision & Accidental Dental Claims	23,687	35,530	38,307

17 - Liability LAE
BUDGET 2022

	Per Financials YTD 08/31/21	\$ Projected	PRELIMINARY BUDGET 2022
5400-2000 Liability ULAE Paid - CSS	331,562	331,562	
Remaining months per actuary		94,198	
Projected		425,760	2a
Budget per actuary			851,521 2b
5401-2000 Liability LAE Change in Reserves	68,625	68,625	
Remaining months per actuary		(62,058)	B
Projected		6,567	
Budget per actuary			117,764 2
5410-0000 & 5410-2000 Liability ALAE Paid - Cost Containment, Legal, & Other	1,424,524	1,424,524	
Less July & August, included in Actuary numbers		(269,138) *	
Remaining months per actuary		1,293,252	2e
Projected		2,448,637	
Budget per actuary information			2,700,366 2f
Total Liability LAE	1,824,711	2,880,964	3,669,651

18 - Workers Compensation LAE
BUDGET 2022

	Per Financials YTD 08/31/21	\$ Projected	PRELIMINARY BUDGET 2022
5401-3000			
Workers Compensation LAE - Change in Reserves	37,443	37,443	
Remaining months per actuary		14,815	D
Projected		52,258	
Budget per actuary			34,901 4
5410-3000			
Workers Compensation ALAE Paid - Cost Containment, Legal, & Other	272,982	272,982	
Less July & August, included in Actuary numbers		(81,613) *	
Remaining months per actuary		278,182	4a
Projected		469,551	
Budget per actuary			547,950 4b
5420-4000			
Workers Compensation ULAE Paid - CSS	300,489	300,489	
Less July & August, included in Actuary numbers		(101,759) *	
Remaining months per actuary		257,167	4e
Projected		455,897	
			512,680 4f
Total Workers Compensation LAE	610,914	977,706	1,095,531

19 - Property / Auto LAE
BUDGET 2022

	Per Financials YTD 08/31/21	\$ Projected	PRELIMINARY BUDGET 2022
5401-5000			
Property / Auto LAE Change in Reserves	14,328	14,328	
Remaining months per actuary		(11,107) F	
Total Projected		3,221	
Budget per actuary			(1,583) 6
5410-5000			
Property / Auto ALAE Paid - Legal & Other	26,165	26,165	
Less July & August, included in Actuary numbers		*	
Remaining months per actuary		- 6a	
Total Projected		26,165	
Budget per actuary information			- 6b
5420-5000			
Property / Auto ULAE Paid - CSS	117,849	117,849	
Less July & August, included in Actuary numbers		(39,372) *	
Remaining months per actuary		72,632 6e	
Total Projected		151,109	144,759 6f
Total Property / Auto LAE	158,342	180,495	143,176

6230-3000

20 Premium Tax - Workers Compensation
BUDGET 2022

	Per Financials YTD 08/31/21	\$ Projected	PRELIMINARY BUDGET 2022
Premium Taxes - Workers Compensation	230,768	230,768	
Monthly Acft (See support document)		(18,492)	20.1
Remaining Months		4	
Sub Total		(73,969)	
Total		156,799	
Estimated Additional		-	
Total Projected - (See support document)		156,799	20.1
Total Estimated Budget Amount - (See support document)			161,503 20.1

2021 Workers Compensation Premium Tax Budget

Class Number	Description	2021 WC Payroll W/O 3% Inc	NCCI Factor Effective 12/1/2020 for TY 2021	State Factor	Total Factor	2022 WC Payroll W/ 3% Inc in Exposure	2022 3% Incr Standard Premium	2021 W/O 3% Incr Standard Premium2
5509	Street or Road Maintenance Construction	47,196,745	0.0119	1.10	0.0131	48,612,647	636,826	618,277
6217	Excavation & Drivers	1,538,330	0.0216	1.10	0.0238	1,584,480	37,711	36,612
7380	Drivers, Chauffeurs and Helpers	738,867	0.0202	1.10	0.0222	761,033	16,895	16,403
7420	Aviation-Stunt Flying, Racing, or Parachute Jumping-Flying Crew	5,011	0.0307	1.10	0.0338	5,161	174	169
7520	Waterworks Operations and Drivers	3,874,896	0.0118	1.10	0.0130	3,991,143	51,885	50,374
7710	Firefighters and Drivers	72,371,605	0.0163	1.10	0.0179	74,542,753	1,334,315	1,295,452
7711	Volunteer Firefighters and Drivers	4,268,111	0.0163	1.10	0.0179	4,396,155	78,691	76,399
8742	Salesperson, Collectors, or Outside Messengers	7,481,072	0.0014	1.10	0.0015	7,705,505	11,558	11,222
8810	Clerical Office Employees	168,697,968	0.0006	1.10	0.0007	173,758,907	121,631	118,089
8829	Convalescent / Nursing Home	3,095,892	0.0111	1.10	0.0122	3,188,769	38,903	37,770
8832	Physician and Clerical	5,896,959	0.0012	1.10	0.0013	6,073,868	7,896	7,666
8833	Hospital Professional Employees	3,075,074	0.0040	1.10	0.0044	3,167,326	13,936	13,530
8864	Charitable or Welfare Organization-Professional and Clerical	29,577,961	0.0064	1.10	0.0070	30,465,300	213,257	207,046
8868	College Professional Employees and Clerical	26,018,000	0.0014	1.10	0.0015	26,798,540	40,198	39,027
9033	Housing Authority and Clerical Salespersons	1,225,717	0.0095	1.10	0.0105	1,262,489	13,256	12,870
9101	College or school all other Employees	1,831,010	0.0131	1.10	0.0144	1,885,940	27,158	26,367
9416	County Employees	162,357,192	0.0089	1.10	0.0098	167,227,908	1,638,833	1,591,100
9417	Municipal Employees	289,499,638	0.0094	1.10	0.0103	298,184,627	3,071,302	2,981,846
Total		828,750,049				853,612,550	7,354,425	7,140,219
		Difference	-			-		

	2022	2021
Total Standard Premium	7,354,425	7,140,219

Color Legend	2020 E-mod
Most Recent 2020 information	
Updated information from 2020 WC PR Projections from Underwriting	
2021 Information used - 2021 WC PR Projections from Underwriting	

Experience Modification Rating Per NCCI	2022	2021
	1.22	1.22

Adjusted Premium After Modifier	2022	2021
	8,972,399	8,711,067

Safety Factor - Based Off Of Experience Modification Rating	2022	2021
	1.44	1.44

Taxable Premium	2022	2021	
	12,920,254	12,543,937	376,317

2021 Tax Rate	2022	2021
	1.25%	1.25%

Gross Tax Due	2022	2021
	161,503	156,799

	2021	2021
2.9%	20.1	20.1

Safety Factor:	E Modifier	Safety Factor	
Less than	0.91	0.56	.90 to 0
Less than	1.01	0.78	1.00 to .91
Less than	1.11	1.00	1.10 to 1.01
Less than	1.21	1.22	1.20 to 1.11
Greater than	1.20	1.44	1.21 on up

Description	ACH	Date	Amount	
Est Gross Tax Due			156,799	\$ 156,799 Actual Acr
8/31/21	YTD 6230-3000			(230,768)
	Difference			(73,969)
Final Pmt				
	Amount Remaining		156,799.21	\$ (18,492) Monthly Acr
				20.1

6015-0000

21 - Associations, Dues, Contributions & Sponsorships

BUDGET 2022

	Per Financials		PRELIMINARY
	YTD 08/31/21	\$ Projected	BUDGET 2022
6015-0000			
Boards, Bureau's and Associations	62,597	62,597	
Estimated additional miscellaneous		2,000	
	<u>4th quarter Dues</u>		
AGRIP Dues		3,156	
Utah League of Cities and Towns		18,000	
NLC Mutual RISC Annual Dues		13,311	
Utah Labor Commission - W/C Renrewal Fee		650	
Total Projected		99,714	
Total Estimated Budget Amount			125,000

6025-0000

22 - Employee Wages
BUDGET 2022

	Per Financials YTD 08/31/21	\$ Projected	PRELIMINARY BUDGET 2022
Employee Wages	1,260,578	1,260,578	
Reverse Accrual			
Amount expensed each pay period. Month of Sept		74,000	
Multiply by 8 remaining pay periods		9	
Total		666,000	
End of year payperiod acrl -5 days		37,000.00	
Total Projected		1,963,578	
Total Estimated Budget Amount			1,943,197
Growth (3 Employees)			225,000

6030-0000

23 - Employee Benefits
BUDGET 2022

	Per Financials YTD 08/31/21	\$ Projected	PRELIMINARY BUDGET 2022
Employee Benefits	586,016	586,016	
	<u>Sept to Dec</u>		
HRA YTD		1,875	
Life Basic, Life AD&D		1,373	
PEHP Medical / Dental		34,033	
PEHP LTD		737	
E.E. Assistance Program		125	
401K Per Payperiod Multiplied by 2 per month		33,650	
Total		71,793	
Months remaining 4		4	
		287,171	
401K Per Extra Payroll		16,825	
Total		303,996	
Less Included in YTD - Education Paid		(5,000)	
401K end of year payperiod acrl		10,095	
Total Projected		895,107	
HRA Projected usage			41,000
Total Estimated Budget Amount			936,925
Growth (3 Employees)			139,430
Education	5,000	5,000	10,000

6025-0000

24 - Employee Performance Incentive
BUDGET 2022

	Per Financials YTD 08/31/21	\$ Projected	PRELIMINARY BUDGET 2022
Employee Performance Incentive	-		
Total Projected		88,327	
Total Estimated Budget Amount			136,024
Growth of New Employees - Projected		-	
Growth (3 Employees)			15,750

6040-0000

25 - Board of Directors Fees and Expenses
BUDGET 2022

	Per Financials			PRELIMINARY
	<u>YTD 08/31/21</u>	<u>\$ Projected</u>		<u>BUDGET 2022</u>
Directors Fees and Expenses	2,008	2,008		
		2,008		
Items not included in YTD - (For details see support document 25.1)				
Chris Robinson Compensation	1,050	1,650		3,750
Life Benefits	1,833	2,797		2,894
Todd Beutler Compensation	1,200	2,100		3,750
Life Benefits	1,833	2,797		2,894
Stephanie Miller Compensation	1,200	2,100		3,750
Life Benefits	1,833	2,797		2,894
Shawn Milne Compensation	1,050	1,950		3,750
Life Benefits	1,833	2,797		2,894
Robert Hale Compensation	900	1,500		3,000
Life Benefits	916	1,399		1,447
Kenneth Neilson Compensation	900	1,500		3,000
Life Benefits	1,833	2,797		2,894
Bradley Powell Compensation	900	1,500		3,000
Life Benefits	916	1,399		1,447
Pam Roberts Compensation (Paid directly to WFWR)	900	1,500		3,000
Life Benefits	0	0		0
George Tripp Compensation	900	1,500		3,000
Life Benefits	0	0		0
David Zook Compensation	900	1,500		3,000
Life Benefits	868	1,833		2,894
Gary Hatch Compensation	750	750		0
Life Benefits	1,125	1,125		0
Craig Butters Compensation	0	0		0
Life Benefits	225	225		0
	23,864	37,515	53,255	
	25.1	25.1	25.1	
Total Year-To-Date	25,872			
Total Projected		39,524		
Additional estimated other			36,745	
Total Estimated Budget Amount			90,000	

25.1 - Board of Directors Fees and Expense

2021 Estimated	30039	Board Chair	30026	Ex Comm Mmbr 1	3136
		Chris Robinson		Todd Beutler	
January		225.05		225.05	
February		225.05		225.05	
March		225.05		225.05	
April		225.05		225.05	
May		225.05		225.05	
June		225.05		225.05	
July		236.25		236.25	
August		246.01		246.01	
	8/31/21	1,832.56		1,832.56	
September		241.13		241.13	
October		241.13		241.13	
November		241.13		241.13	
December		241.13		241.13	
Life Benefits Projected		\$ 2,797.08		\$ 2,797.08	

COMPENSATION

March		300.00		450.00	
AGRiP		-		-	
May		300.00		300.00	
August		450.00		450.00	
	8/31/21	1,050.00		1,200.00	
October		300.00		450.00	
December		300.00		450.00	
Compensation Projected		\$ 1,650.00		\$ 2,100.00	

Total 8/31/21	\$ 2,882.56		\$ 3,032.56		\$ 3,032.56
Total Projected		\$ 4,447.08		\$ 4,897.08	

20212Budget	Board Chair	Ex Comm Mmbr 1
	Chris Robinson	Todd Beutler
Annual Executive Mtgs-5	\$ 750.00	\$ 750.00
Annual Board Mtgs-5	1,500.00	1,500.00
Other Conferences	1,500.00	1,500.00
Total Compensation	\$ 3,750.00	\$ 3,750.00
Tota Annual Life Benefits	\$ 2,893.56	\$ 2,893.56
Total	\$ 6,643.56	\$ 6,643.56

2021 Estimated	Ex Comm Mmbr 2	30120	Ex Comm Mmbr 3
	Stephanie Miller		Shawn Miline
January	225.05		225.05
February	225.05		225.05
March	225.05		225.05
April	225.05		225.05
May	225.05		225.05
June	225.05		225.05
July	236.25		236.25
August	246.01		246.01
8/31/21		1,832.56	
September	241.13		241.13
October	241.13		241.13
November	241.13		241.13
December	241.13		241.13
Life Benefits Projected	\$ 2,797.08		\$ 2,797.08

COMPENSATION

March	450.00		300.00
AGRiP	-		-
May	300.00		300.00
August	450.00		450.00
8/31/21		1,050.00	
October	450.00		450.00
December	450.00		450.00
Compensation Projected	\$ 2,100.00		\$ 1,950.00

Total 8/31/21		\$ 2,882.56	
Total Projected	\$ 4,897.08		\$ 4,747.08

2021 Budget	Ex Comm Mmbr 3	Board Member 2
	Stephanie Miller	Shawn Miline
Annual Executive Mtgs-5	\$ 750.00	\$ 750.00
Annual Board Mtgs-5	1,500.00	1,500.00
Other Conferences	1,500.00	1,500.00
Total Compensation	\$ 3,750.00	\$ 3,750.00
Tota Annual Life Benefits	\$ 2,893.56	\$ 2,893.56
Total	\$ 6,643.56	\$ 6,643.56

25.1 - Board of Directors Fees and Expense

2021 Estimated	30118	Board Member 1 Robert Hale	30043	Board Member 2 Kenneth Neilson	30041
January		112.53		225.05	
February		112.53		225.05	
March		112.53		225.05	
April		112.53		225.05	
May		112.53		225.05	
June		112.53		225.05	
July		118.12		236.25	
August		123.00		246.01	
8/31/21	916.30		1,832.56		916.30
September		120.56		241.13	
October		120.56		241.13	
November		120.56		241.13	
December		120.56		241.13	
Life Benefits Projected		\$ 1,398.54		\$ 2,797.08	

COMPENSATION

March		300.00		300.00	
AGRiP		-		-	
May		300.00		300.00	
August		300.00		300.00	
8/31/21	900.00		900.00		900.00
October		300.00		300.00	
December		300.00		300.00	
Compensation Projected		\$ 1,500.00		\$ 1,500.00	

Total 8/31/21	\$ 1,816.30		\$ 2,732.56		\$ 1,816.30
Total Projected		\$ 2,898.54		\$ 4,297.08	

20212Budget	Board Member 1 Robert Hale	Board Member 3 Kenneth Neilson
Annual Executive Mtgs-5	\$ -	\$ -
Annual Board Mtgs-5	1,500.00	1,500.00
Other Conferences	1,500.00	1,500.00
Total Compensation	\$ 3,000.00	\$ 3,000.00
Tota Annual Life Benefits	\$ 1,446.72	\$ 2,893.56
Total	\$ 4,446.72	\$ 5,893.56

25.1 - Board of Directors Fees and Expense

2021 Estimated	Board Member 3 Bradley Powell	17310	Board Member 4 Pam Roberts	30189	Board Member 5 George T. Tripp
January	112.53		-		-
February	112.53		-		-
March	112.53		-		-
April	112.53		-		-
May	112.53		-		-
June	112.53		-		-
July	118.12		-		-
August	123.00		-		-
8/31/21		-		-	
September	120.56		-		-
October	120.56		-		-
November	120.56		-		-
December	120.56		-		-
Life Benefits Projected	\$ 1,398.54		\$ -		\$ -

COMPENSATION

March	300.00		300.00		300.00
AGRiP	-		-		-
May	300.00		300.00		300.00
August	300.00		300.00		300.00
8/31/21		900.00		900.00	
October	300.00		300.00		300.00
December	300.00		300.00		300.00
Compensation Projected	\$ 1,500.00		\$ 1,500.00		\$ 1,500.00

Total 8/31/21 \$ 900.00

Total Projected	\$ 2,898.54		\$ 1,500.00		\$ 1,500.00
------------------------	--------------------	--	--------------------	--	--------------------

20212Budget	Board Member 4 Bradley Powell	Board Member 6 Pam Roberts	Board Member 5 George T. Tripp
Annual Executive Mtgs-5	\$ -		
Annual Board Mtgs-5	1,500.00	1,500.00	1,500.00
Other Conferences	1,500.00	1,500.00	1,500.00
Total Compensation	\$ 3,000.00	\$ 3,000.00	\$ 3,000.00
Tota Annual Life Benefits	\$ 1,446.72	\$ -	\$ -
Total	\$ 4,446.72	\$ 3,000.00	\$ 3,000.00

25.1 - Board of Directors Fees and Expense

2021 Estimated	30188	Board Member 6 <u>David Zook</u>	751	Termed <u>Gary Hatch</u>	30040
January				225.05	
February				225.05	
March				225.05	
April				225.05	
May				225.05	
June				-	
July		625.95		-	
August		242.11		-	
	8/31/21	868.06		1,125.25	225.05
September		241.13		-	
October		241.13		-	
November		241.13		-	
December		241.13		-	
Life Benefits Projected		\$ 1,832.58		\$ 1,125.25	

COMPENSATION

March		300.00		450.00	
AGRiP				-	
May		300.00		300.00	
August		300.00		-	
	8/31/21	900.00		750.00	-
October		300.00		-	
December		300.00		-	
Compensation Projected		\$ 1,500.00		\$ 750.00	

Total 8/31/21			\$ 1,875.25		\$ 225.05
Total Projected		\$ 3,332.58		\$ 1,875.25	

20212Budget	Board Member 6 <u>David Zook</u>	Board Chair <u>Gary Hatch</u>
Annual Executive Mtgs-5		\$ -
Annual Board Mtgs-5	1,500.00	-
Other Conferences	1,500.00	-
Total Compensation	\$ 3,000.00	\$ -
Tota Annual Life Benefits	\$ 2,893.56	\$ -
Total	\$ 5,893.56	\$ -

2021 Estimated	Termed		Total
	Craig Buttars		
January	225.05	\$	1,800.41
February	-	\$	1,575.36
March	-	\$	1,575.36
April	-	\$	1,575.36
May	-	\$	1,575.36
June	-	\$	1,350.31
July	-	\$	2,043.44
August	-	\$	1,718.16
8/31/21			13,213.76
September	-	\$	1,687.90
October	-	\$	1,687.90
November	-	\$	1,687.90
December	-	\$	1,687.90
Life Benefits Projected	\$ 225.05	\$	19,965.36
			19,965.36
			-
COMPENSATION			
March	-	\$	3,750.00
AGRiP	-	\$	-
May	-	\$	3,300.00
August	-	\$	3,600.00
8/31/21			10,650.00
October	-	\$	3,450.00
December	-	\$	3,450.00
Compensation Projected	\$ -	\$	17,550.00
			17,550.00
			-
Total 8/31/21			\$ 23,863.76
			25.1
Total Projected	\$ 225.05	\$	37,515.36
			37,515.36
			(37,515.36)
			-
			-
20212Budget			
	Ex Comm Mmbr 2		
	Craig Buttars		Total
Annual Executive Mtgs-5	\$ -	\$	3,000.00
Annual Board Mtgs-5	-	\$	12,000.00
Other Conferences	-	\$	12,000.00
Total Compensation	\$ -	\$	27,000.00
Tota Annual Life Benefits	\$ -	\$	17,361.24
Total	\$ -	\$	53,254.80
			25.1

6050-
26 - Travel
BUDGET 2022

	Per Financials YTD 08/31/21	\$ Projected	PRELIMINARY BUDGET 2022
Travel	27,368		
Current YTD divided by 8 - Multiplied by 4		27,368	
Additional expenses that could be incurred		13,684	
Total Projected		20,000	
			61,051
Conference Attendance Including travel, food, lodging, ground transportation and registration (NLC MIC, NLC RISC, Aron ArmTech, AGRIP, PRIMA, RIMS)			61,051
Loss Prevention			4,000
Miscellaneous Conferences			34,949
Total Estimated Budget Amount			100,000

6051-0000

27 - Fleet Maintenance

BUDGET 2022

	Per Financials		PRELIMINARY
	<u>YTD 08/31/21</u>	<u>\$ Projected</u>	<u>BUDGET 2022</u>
Fleet Expense	5,930		
Current YTD divided by 8 - Multiplied by 4		5,930	
Additional expenses that could be incurred		2,965	
Total Projected		1,500 *	
(See support document)		10,394	17,379
10% Increase over projected			27.1
Miscellaneous Other			1,039
			18,418
			1,582
Total Estimated Budget Amount			20,000 *

New Asset	Retiring Asset	Purchase/Sale		Projected Sale	
		Date	Projected Cost	Price	
2023 Tacoma		Oct 2022	33800		
2023 Tacoma		Oct 2022	33800		
2023 Tacoma		Oct 2022	33800		
2023 Tacoma		Oct 2022	33800		
2023 Tacoma		Oct 2022	33800		
2023 Tacoma		Oct 2022	33800		
2023 Tacoma		Oct 2022	33800		
2023 Tacoma		Oct 2022	33800		
2023 Tacoma		Oct 2022	33800		
2023 Sequoia		Oct 2022	57800		
	2022 Tacoma	Oct 2022		31800	
	2022 Tacoma	Oct 2022		31800	
	2022 Tacoma	Oct 2022		31800	
	2022 Tacoma	Oct 2022		31800	
	2022 Tacoma	Oct 2022		31800	
	2022 Tacoma	Oct 2022		31800	
	2022 Tacoma	Oct 2022		31800	
	2022 Tacoma	Oct 2022		31800	
	2022 Tacoma	Oct 2022		31800	
	2022 Tacoma	Oct 2022		31800	
	2022 Sequoia	Oct 2022		49000	
Total			\$ 362,000.00	\$ 335,200.00	
Net Vehicle Annual Projected Depreciation - 2 yr Life					\$ 26,800.00
Net Vehicle Annual Projected Depreciation - 2 yr Life					\$ 13,400.00
					6073-0000 (31)

Vehicle Maintenance	LOF	Tires	Glass	Washes	Other	Projected Miles
Tacoma GB	160	700	0	168	500	30000
Tacoma JM	160	700	700	168	500	36000
Tacoma RH	160	0	0	168	0	28000
Tacoma DP	240	700	700	168	500	38000
Tacoma CT	160	700	700	168	500	36000
Tacoma DF	160	700	0	168	500	33000
Tacoma JW	320	700	700	168	500	49000
Tacoma BO	240	700	700	168	500	40000
Tacoma JR	160	0	0	168	0	28000
Tacoma Pool	70	0	0	84	500	12000
Sequoia	160	800	0	168	0	24000
Trailer #1		0	0	25	400	
Sub Total	\$ 1,990.00	\$ 5,700.00	\$ 3,500.00	\$ 1,789.00	\$ 4,400.00	\$ 354,000
Total Maintenance					\$ 17,379.00	6051-0000 (27)
					27.1	

Total Fleet Budget for Replacement & Maintenance	\$ 44,179.00
---	---------------------

6056-0000

28 - Promotional

BUDGET 2022

	Per Financials		PRELIMINARY
	<u>YTD 08/31/21</u>	<u>\$ Projected</u>	<u>BUDGET 2022</u>
Promotional & Marketing	29,625	29,625	
Promotional Services		25,000 *	
Current YTD divided by 8 - Multiplied by 4		14,812	
Total Projected		69,437	
Total Estimated Budget Amount			75,000
Additional estimated other:			
- Marketing Supplies: Pens, Shirts, Visits, & Promotional items			

6060-

29 - Building and Depreciation
BUDGET 2022

	Per Financials YTD 08/31/21	\$ Projected	PRELIMINARY BUDGET 2022
Building Expenses	247,938	247,938	
Current estimated additional building expenses		56,993	
Depreciation Expense Projected (See support documents)		174,501	29.1
Total Projected		479,432	
Current Yearly Depreciation Expense (See support document)			\$ 130,876 29.1
Items in Building Expense: Utilities, Insurance, General Maint. & Repairs, Landscaping Janitorial, Snow Removal, Elevator, Security, Etc.			180,000
Projected depreciation expense			310,876
Additional estimated other			244,124
Total Estimated Budget Amount			555,000 *

REAL ESTATE - FIXED ASSETS

ACCUM. DEPRECIATION

YTD 08/31/21

Description	Cost	Prior	As of August	Per August Depr Exp	Depr Exp 4	Projected	
		Accum Depr (12/31/2020)	Current Yearly Depr	Monthly	Months	12-31-2021	Budget 2022
Bld Improvements	2,902,062.52	1,160,975.34	95,647.78	7,970.65	31,882.59	127,530.37	95,647.78
Building	2,579,541.21	1,195,287.63	34,394.00	2,866.17	11,464.67	45,858.67	34,394.00
Furniture 10	24,754.00	24,754.00	-	-	-	-	-
Furniture 7	183,386.70	183,386.70	-	-	-	-	-
Technology	62,558.90	28,990.65	834.08	69.51	278.03	1,112.11	834.08
Totals	\$ 5,752,303.33	\$ 2,593,394.32	\$ 130,875.86	\$ 10,906.32	\$ 43,625.29	#####	\$130,875.86

Bld and Land Improvements 1190-0006	
Asset Management Balance	Life -
Assets to be capitalized in the Future:	
General Ledger Balance	20 -

#####	\$130,875.86
29.1	29.1

6065-0000

30 - Equipment Repairs and Maintenance
BUDGET 2022

Equipment Repairs & Maintenance

Current YTD divided by 8 - Multiplied by 4

Additional expenses that could be incurred

Total Projected

IT Budget (See support document)

Estimated additional expenses that could be incurred

Total Estimated Budget Amount

Per Financials		PRELIMINARY
YTD 08/31/21	\$ Projected	BUDGET 2022
416	416	
	208	
	2,100 *	
	2,724	
		12,000 30.1
		13,000
		25,000 *

IT Department Budget							
Item	Estimated Cost (each)	Quantity	Total Cost	Total Planned Purchases (approx)			
(30) Valley Office System Copy Machine Supplies/MO	\$ 1,000.00	12	\$ 12,000.00	6065-	6065-0000		12,000.00
(31) 16" MacBook Pro's (standard)	\$ 2,650.00	6	\$ 15,900.00	6073-			
(31) 14" MacBook Pro's (standard)	\$ 1,900.00	9	\$ 17,100.00	6073-			
(31) 16" MacBook Pro's	\$ 4,100.00	4	\$ 16,400.00	6073-			
(33) Misc IT Supplies, Printers, Scanners Etc.	\$ 20,000.00	1	\$ 20,000.00	6080-			
(33) Toner/Supplies for Printers not in contract	\$ 12,000.00	1	\$ 12,000.00	6080-			
(33) iPads w/pencil, keyboard, apple care	\$ 1,700.00	2	\$ 3,400.00	6080-			
(36) First Digital Phone and Internet/MO	\$ 2,300.00	12	\$ 27,600.00	6095-			
(36) Cell Phones/MO	\$ 2,500.00	12	\$ 30,000.00	6095-			
(38) Education/Training/Certificates	\$ 5,500.00	1	\$ 5,500.00	6110-			
(38) Research and Development	\$ 10,000.00	1	\$ 10,000.00	6110-			
(40) Misc IT Department Software upgrades/purchases	\$ 20,000.00	1	\$ 20,000.00	6120-			
(40) Jamf Pro Device Management	\$ 4,500.00	1	\$ 4,500.00	6120-			
(40) Renewals (website, jamf, expensify, server monitoring, email etc.)/MO	\$ 1,000.00	12	\$ 12,000.00	6120-			
(40) Mod Master/Zywave	\$ 5,500.00	1	\$ 5,500.00	6120-			
(40) VMWare, VEEAM, Virtualization Subscription, VM Backup, Offsite Storage Etc.	\$ 6,000.00	1	\$ 6,000.00	6120-			
(40) Backblaze offsite server and workstation backup/MO	\$ 200.00	12	\$ 2,400.00	6120-			
							12,000.00
							30.1
							\$220,300.00

6073-0000

31 - Depreciation Expense
BUDGET 2022

	Per Financials		PRELIMINARY
	<u>YTD 08/31/21</u>	<u>\$ Projected</u>	<u>BUDGET 2022</u>
Equipment Depreciation			
Current monthly Depreciation Expense Multiplied by 4 (See support documents)	137,758	137,758	
		198,618	31.1
 Total Projected		336,376	
 Current Yearly Depreciation Expense (See support document)			165,430 31.1
Net Vehicle Annual Depreciation (See support document)			13,400 31.2
Other equipment			91,170
 Total Estimated Budget Amount			270,000 *

FIXED ASSETS

ACCUM. DEPRECIATION

YTD 08/31/21

Description	Cost	Prior		As of August Current Yearly Depr	Per August Depr Exp Monthly	Depr Exp 4 Months	Projected	
		Accum Depr (12/31/2020)					12-31-2021	Budget 2022
Automobile	384,025.27	67,074.54		8,906.58	742.22	2,968.86	11,875.44	8,906.58
Electrical Equipment	41,480.67	37,631.32		1,235.08	102.92	411.69	1,646.77	1,235.08
Furniture	394,890.30	185,911.86		17,013.74	1,417.81	5,671.25	22,684.99	17,013.74
Misc.	83,828.96	61,228.30		283.36	23.61	94.45	377.81	283.36
Hardware	177,772.32	74,479.07		19,237.64	1,603.14	6,412.55	25,650.19	19,237.64
Software	1,554,304.44	429,848.44		102,286.96	8,523.91	34,095.65	136,382.61	102,286.96
Totals	\$ 2,636,301.96	\$ 856,173.53		\$ 148,963.36	\$ 12,413.61		#####	\$148,963.36

Summary

Item	Estimated Cost (each)	Quantity	Total Cost	Yrs of Depreciation	Total Cost
IT Department Budget					
(31) 16" MacBook Pro's (standard)	\$ 2,650.00	6	\$ 15,900.00	3	5,300.00
(31) 14" MacBook Pro's (standard)	\$ 1,900.00	9	\$ 17,100.00	3	5,700.00
(31) 16" MacBook Pro's	\$ 4,100.00	4	\$ 16,400.00	3	5,466.67
	\$ 8,650.00		\$ 49,400.00		\$ 16,466.67
					\$ 16,466.67

Totals	#####	\$165,430.03
	31.1	31.1

New Asset	Purchase/Sale		Projected Sale			
	Retiring Asset	Date	Projected Cost	Price		
2023 Tacoma		Oct 2022	33800			
2023 Tacoma		Oct 2022	33800			
2023 Tacoma		Oct 2022	33800			
2023 Tacoma		Oct 2022	33800			
2023 Tacoma		Oct 2022	33800			
2023 Tacoma		Oct 2022	33800			
2023 Tacoma		Oct 2022	33800			
2023 Tacoma		Oct 2022	33800			
2023 Tacoma		Oct 2022	33800			
2023 Tacoma		Oct 2022	33800			
2023 Sequoia		Oct 2022	57800			
	2022 Tacoma	Oct 2022		31800		
	2022 Tacoma	Oct 2022		31800		
	2022 Tacoma	Oct 2022		31800		
	2022 Tacoma	Oct 2022		31800		
	2022 Tacoma	Oct 2022		31800		
	2022 Tacoma	Oct 2022		31800		
	2022 Tacoma	Oct 2022		31800		
	2022 Tacoma	Oct 2022		31800		
	2022 Tacoma	Oct 2022		31800		
	2022 Tacoma	Oct 2022		31800		
	2022 Sequoia	Oct 2022		49000		
Total			\$ 362,000.00	\$ 335,200.00		
Net Vehicle Annual Projected Depreciation - 2 yr Life				\$ 26,800.00		
Net Vehicle Annual Projected Depreciation - 2 yr Life				\$ 13,400.00		
				31.2		
				6073-0000 (31)		
Vehicle Maintenance	LOF	Tires	Glass	Washes	Other	Projected Miles
Tacoma GB	160	700	0	168	500	30000
Tacoma JM	160	700	700	168	500	36000
Tacoma RH	160	0	0	168	0	28000
Tacoma DP	240	700	700	168	500	38000
Tacoma CT	160	700	700	168	500	36000
Tacoma DF	160	700	0	168	500	33000
Tacoma JW	320	700	700	168	500	49000
Tacoma BO	240	700	700	168	500	40000
Tacoma JR	160	0	0	168	0	28000
Tacoma Pool	70	0	0	84	500	12000
Sequoia	160	800	0	168	0	24000
Trailer #1		0	0	25	400	
Sub Total	\$ 1,990.00	\$ 5,700.00	\$ 3,500.00	\$ 1,789.00	\$ 4,400.00	\$ 354,000
Total Maintenance					\$ 17,379.00	6051-0000 (27)
Total Fleet Budget for Replacement & Maintenance					\$ 44,179.00	

6075-0000

32 - Loss Prevention and Appraisals
BUDGET 2022

	Per Financials		PRELIMINARY
	YTD 08/31/21	\$ Projected	BUDGET 2022
WC Audits	38,663		
Property Valuations	59,050		
Training	102,313		
Safety Incentives-Tailgates	(641)		
TARP Awards Paid	247,816		
Loss Prevention Misc	47,553		
Total	494,754	494,754	
Estimated Additional WC Audits		21,222	
Estimated Additional Property Valuations		48,488	
Training - Current YTD divided by 8 - Multiplied by 4		51,156	
TARP - Current YTD divided by 8 - Multiplied by 4		123,908	
Total Projected		739,528	
<u>SUMMARY</u>			
TARP Safety Awards (See support document)			300,015
Estimated WC Audits			70,328
Estimated Property Valuations			188,496
Estimated Safety Incentive Development			41,161
Total Estimated Budget Amount			600,000

Member Number	Member Name	Effective Date	Annual Premium	TARP Credit
10020	Alpine City	8/1/21	\$44,609	\$2,231
16880	Alta Town	7/1/21	\$25,245	\$1,263
10110	Ash Creek Special Service District	4/1/21	\$16,601	\$831
10120	Ashley Valley Sewer Management Board	10/1/21	\$9,281	\$465
10130	Ashley Valley Water & Sewer Improvement District	5/1/21	\$27,626	\$1,382
10180	Bear River Association of Governments	7/1/21	\$29,206	\$1,461
10310	Bluffdale City	7/1/21	\$69,910	\$3,496
10400	Box Elder Mosquito Abatement District	2/1/21	\$16,137	\$807
10430	Brian Head Town	4/1/21	\$22,315	\$1,116
15320	Cache County	1/1/21	\$101,508	\$5,076
15530	Cache Valley Transit District	1/1/21	\$88,933	\$4,447
10480	Carbon County	1/1/21	\$103,201	\$5,161
16350	Central Iron County Water Conservancy District	1/1/21	\$3,260	\$163
10750	Clinton City	11/24/21	\$64,318	\$3,216
13460	Cottonwood Heights Parks & Recreation Service Area	1/1/21	\$65,993	\$3,300
10810	Cottonwood Improvement District	1/1/21	\$65,402	\$3,271
10900	Delta City	7/1/21	\$21,906	\$1,096
11170	Enoch City	9/1/21	\$29,543	\$1,478
11200	Ephraim City	9/4/21	\$42,389	\$2,120
11390	Garden City Town	2/20/21	\$13,544	\$678
11490	Grand County	1/1/21	\$83,383	\$4,170
11550	Grand Water & Sewer Service Agency	1/1/21	\$19,914	\$996
11560	Grantsville City	7/1/21	\$62,327	\$3,117
11640	Heber City	7/12/21	\$123,694	\$6,185
11690	Herriman City	7/1/21	\$128,679	\$6,434
11710	Highland City	7/1/21	\$62,336	\$3,117
11770	Hooper City	7/1/21	\$22,505	\$1,126
16230	Housing Authority of Utah County	1/1/21	\$42,523	\$2,127
12500	Housing Connect	7/1/21	\$91,095	\$4,555
11830	Hurricane City	3/1/21	\$147,449	\$7,373
11870	Hyrum City	9/16/21	\$51,891	\$2,595
12110	LaVerkin City	4/15/21	\$33,345	\$1,668
12210	Lindon City	7/1/21	\$49,182	\$2,460
12230	Logan City	7/1/21	\$108,297	\$5,415
10030	Lone Peak Public Safety District	7/1/21	\$56,135	\$2,807
12280	Manila Town	12/20/21	\$6,687	\$335
12290	Manti City	7/1/21	\$37,970	\$1,899
12360	Midvale City	7/1/21	\$159,561	\$7,979
13400	Midvalley Improvement District	1/1/21	\$36,727	\$1,837
12370	Midway City	7/1/21	\$30,553	\$1,528
12380	Milford City	11/15/21	\$13,044	\$653
17820	Millcreek City	1/1/21	\$72,249	\$3,613
12420	Milville City	3/15/21	\$10,941	\$548
12460	Moab City	4/1/21	\$75,566	\$3,779
12520	Morgan City	10/31/21	\$25,058	\$1,253
10890	Mosquito Abatement District - Davis	8/1/21	\$16,964	\$849
15080	Mountain Regional Water Special Service District	2/28/21	\$30,071	\$1,504
12590	Mountainland Association of Governments	7/15/21	\$35,594	\$1,780
12670	Naples City	10/5/21	\$17,709	\$886
12690	Nephi City	7/1/21	\$98,909	\$4,946
12790	North Logan City	7/1/21	\$27,154	\$1,358
17530	North Park Police Agency	7/1/21	\$15,342	\$768
12810	North Salt Lake City	11/15/21	\$101,171	\$5,059
16000	North View Fire District	7/1/21	\$13,470	\$674
12940	Payson City	7/1/21	\$169,300	\$8,465
12960	Perry City	9/16/21	\$44,088	\$2,205
13020	Pleasant Grove City	7/1/21	\$127,986	\$6,400
13060	Price City Municipal	7/1/21	\$92,950	\$4,648
13070	Price River Water Improvement District	4/15/21	\$34,297	\$1,715
13080	Providence City	7/1/21	\$35,557	\$1,778
13160	Richfield City	7/1/21	\$55,440	\$2,772
13200	Riverdale City	7/1/21	\$33,797	\$1,690
13230	Riverton City	7/1/21	\$133,221	\$6,662
13270	Roosevelt City	7/1/21	\$88,490	\$4,425
13310	Roy Water Conservancy District	11/1/21	\$10,685	\$535
13350	Salem City	7/1/21	\$51,340	\$2,567
13640	Santa Clara City	7/1/21	\$49,234	\$2,462
13660	Saratoga Springs City	7/1/21	\$168,889	\$8,445
13740	Six County Association of Governments	7/1/21	\$21,473	\$1,074
13750	Smithfield City Corporation	7/1/21	\$79,862	\$3,994
13770	Snyderville Basin Water Reclamation District	1/1/21	\$30,013	\$1,501
16140	South Ogden City	7/20/21	\$92,399	\$4,620
13840	South Salt Lake Valley Mosquito Abatement District	2/1/21	\$18,303	\$916
15520	South Utah Valley Electric Service District	7/1/21	\$18,862	\$944
13510	South Valley Sewer District	4/1/21	\$141,710	\$7,086
13880	South Weber City	7/1/21	\$25,380	\$1,269
13900	Southeastern Utah Association of Local Governments	7/1/21	\$32,115	\$1,606
15770	Southwest Mosquito Abatement & Control District	1/1/21	\$5,819	\$291
13970	Springdale Town	7/20/21	\$38,920	\$1,946
13980	Springville City	7/1/21	\$193,524	\$9,677
16110	St. George City	7/1/21	\$113,740	\$5,687
14000	Stansbury Park Improvement District	3/20/21	\$18,369	\$919
14050	Summit County	1/1/21	\$139,507	\$6,976
14100	Sunset City Corporation	12/23/21	\$18,535	\$927
14190	Tooele County	1/1/21	\$130,620	\$6,531
14230	Tooele Valley Mosquito Abatement District	7/1/21	\$6,420	\$321
14250	Trans-Jordan Cities	7/1/21	\$28,466	\$1,424
14260	Trenonton City	7/1/21	\$68,237	\$3,412
14300	Uintah Basin Association of Governments	7/1/21	\$20,530	\$1,027
14360	Uintah Mosquito Abatement District	2/9/21	\$13,900	\$695
14480	Utah County	1/1/21	\$187,021	\$9,352
14520	Utah Local Governments Trust	1/1/21	\$35,053	\$1,753
14550	Utah Municipal Power Agency	7/1/21	\$46,298	\$2,315
14580	Vernal City	7/1/21	\$79,387	\$3,970
14600	Vineyard Town	1/1/21	\$24,630	\$1,232
16690	Wasatch Behavioral Health	7/1/21	\$23,073	\$1,154
17310	Wasatch Front Waste & Recycling District	1/1/21	\$136,359	\$6,818
14680	Washington City	7/1/21	\$157,891	\$7,895
17750	Washington County Solid Waste Special Service District #1	2/1/21	\$13,023	\$652
14710	Washington Terrace City	7/1/21	\$48,351	\$2,418
14850	West Point City	7/1/21	\$33,024	\$1,652
14890	Willard City	9/16/21	\$30,459	\$1,523
14930	Woods Cross City	7/1/21	\$54,347	\$2,718
			\$300,015	
			32.1-Budget 2020	

6080-

33 -Office, Printing and Supplies

BUDGET 2022

	Per Financials		PRELIMINARY
	YTD 08/31/21	\$ Projected	BUDGET 2022
Office, Printing & Office Supplies Expense	35,650	35,650	
Current YTD divided by 8 - Multiplied by 4		17,825	
Additional expenses ie, Laptops, Computer, Monitors and IT Supplies		20,000 *	
Total Projected		73,475	
IT Budget (See support document)			35,400 33.1
Additional estimated other			64,600
Total Estimated Budget Amount			100,000 *

IT Department Budget						
Item	Estimated Cost (each)	Quantity	Total Cost	Total Planned Purchases (approx)		
(30) Valley Office System Copy Machine Supplies/MO	\$ 1,000.00	12	\$ 12,000.00	6065-		
(31) 16" MacBook Pro's (standard)	\$ 2,650.00	6	\$ 15,900.00	6073-		
(31) 14" MacBook Pro's (standard)	\$ 1,900.00	9	\$ 17,100.00	6073-		
(31) 16" MacBook Pro's	\$ 4,100.00	4	\$ 16,400.00	6073-		
(33) Misc IT Supplies, Printers, Scanners Etc.	\$ 20,000.00	1	\$ 20,000.00	6080-	6080-0000	20,000.00
(33) Toner/Supplies for Printers not in contract	\$ 12,000.00	1	\$ 12,000.00	6080-	6080-0000	12,000.00
(33) iPads w/pencil, keyboard, apple care	\$ 1,700.00	2	\$ 3,400.00	6080-	6080-0000	3,400.00
(36) First Digital Phone and Internet/MO	\$ 2,300.00	12	\$ 27,600.00	6095-		
(36) Cell Phones/MO	\$ 2,500.00	12	\$ 30,000.00	6095-		
(38) Education/Training/Certificates	\$ 5,500.00	1	\$ 5,500.00	6110-		
(38) Research and Development	\$ 10,000.00	1	\$ 10,000.00	6110-		
(40) Misc IT Department Software upgrades/purchases	\$ 20,000.00	1	\$ 20,000.00	6120-		
(40) Jamf Pro Device Management	\$ 4,500.00	1	\$ 4,500.00	6120-		
(40) Renewals (website, jamf, expensify, server monitoring, email etc.)/MO	\$ 1,000.00	12	\$ 12,000.00	6120-		
(40) Mod Master/Zywave	\$ 5,500.00	1	\$ 5,500.00	6120-		
(40) VMWare, VEEAM, Virtualization Subscription, VM Backup, Offsite Stora	\$ 6,000.00	1	\$ 6,000.00	6120-		
(40) Backblaze offsite server and workstation backup/MO	\$ 200.00	12	\$ 2,400.00	6120-		
					\$220,300.00	35,400.00
						33.1

6087-0000

34 - Books, Periodicals, Subscriptions and Materials
BUDGET 2022

Books & Periodicals

Current YTD divided by 8 - Multiplied by 4
 Additional expenses that could be incurred
 Total Projected

Total Estimated Budget Amount

Per Financials
YTD 08/31/21

2,437

\$ Projected

2,437

1,219

1,000

4,656

PRELIMINARY
BUDGET 2022

10,000

6090-0000

35 - Postage**BUDGET 2022****Postage**

Current YTD divided by 8 - Multiplied by 4
 Additional expenses that could be incurred
 Total Projected

Total Estimated Budget Amount

Per Financials**YTD 08/31/21****6,833****\$ Projected**

6,833

3,416

6,000

16,249**PRELIMINARY****BUDGET 2022****25,000**

6095-0000

36 - Telephone

BUDGET 2022

Telephone & Internet
Month of August - Multiplied by 4
 Additional expenses that could be incurred
 Total Projected

IT Budget (See support document)
 Additional estimated other
 Total Estimated Budget Amount

Per Financials	
YTD 08/31/21	\$ Projected
19,923	19,923
	13,935
	5,000
	38,858

**PRELIMINARY
 BUDGET 2022**

57,600	36.1
2,400	
60,000	

IT Department Budget						
Item	Estimated Cost (each)	Quantity	Total Cost	Total Planned Purchases (approx)		
(30) Valley Office System Copy Machine Supplies/MO	\$ 1,000.00	12	\$ 12,000.00	6065-		
(31) 16" MacBook Pro's (standard)	\$ 2,650.00	6	\$ 15,900.00	6073-		
(31) 14" MacBook Pro's (standard)	\$ 1,900.00	9	\$ 17,100.00	6073-		
(31) 16" MacBook Pro's	\$ 4,100.00	4	\$ 16,400.00	6073-		
(33) Misc IT Supplies, Printers, Scanners Etc.	\$ 20,000.00	1	\$ 20,000.00	6080-		
(33) Toner/Supplies for Printers not in contract	\$ 12,000.00	1	\$ 12,000.00	6080-		
(33) iPads w/pencil, keyboard, apple care	\$ 1,700.00	2	\$ 3,400.00	6080-		
(36) First Digital Phone and Internet/MO	\$ 2,300.00	12	\$ 27,600.00	6095-	6095-0000	27,600.00
(36) Cell Phones/MO	\$ 2,500.00	12	\$ 30,000.00	6095-	6095-0000	30,000.00
(38) Education/Training/Certificates	\$ 5,500.00	1	\$ 5,500.00	6110-		
(38) Research and Development	\$ 10,000.00	1	\$ 10,000.00	6110-		
(40) Misc IT Department Software upgrades/purchases	\$ 20,000.00	1	\$ 20,000.00	6120-		
(40) Jamf Pro Device Management	\$ 4,500.00	1	\$ 4,500.00	6120-		
(40) Renewals (website, jamf, expensify, server monitoring, email etc.)/MO	\$ 1,000.00	12	\$ 12,000.00	6120-		
(40) Mod Master/Zywave	\$ 5,500.00	1	\$ 5,500.00	6120-		
(40) VMWare, VEEAM, Virtualization Subscription, VM Backup, Offsite Stora	\$ 6,000.00	1	\$ 6,000.00	6120-		
(40) Backblaze offsite server and workstation backup/MO	\$ 200.00	12	\$ 2,400.00	6120-		
					\$220,300.00	57,600.00
						36.1

6100-000

37 - Accounting and Legal
BUDGET 2022

	Per Financials YTD 08/31/21	\$ Projected	PRELIMINARY BUDGET 2022
Accounting & Legal			
Additional expenses that could be incurred	101,615	101,615	
		98,385	
Total Projected		200,000	
Total Estimated Budget Amount			225,000
Auditors RFP projecting \$25,500			

6110-0000

38 - IT, Consulting and Maintenance
BUDGET 2022

	Per Financials		PRELIMINARY
	YTD 08/31/21	\$ Projected	BUDGET 2022
Other Professional Fees	9,610	9,610	
Current YTD divided by 8 - Multiplied by 4		4,805	
Additional expenses that could be incurred		5,000	
Total Projected		19,415	
Additional estimated other			34,500
IT Budget (See support document)			15,500 38.1
Total Estimated Budget Amount			50,000

IT Department Budget						
Item	Estimated Cost (each)	Quantity	Total Cost	Total Planned Purchases (approx)		
(30) Valley Office System Copy Machine Supplies/MO	\$ 1,000.00	12	\$ 12,000.00	6065-		
(31) 16" MacBook Pro's (standard)	\$ 2,650.00	6	\$ 15,900.00	6073-		
(31) 14" MacBook Pro's (standard)	\$ 1,900.00	9	\$ 17,100.00	6073-		
(31) 16" MacBook Pro's	\$ 4,100.00	4	\$ 16,400.00	6073-		
(33) Misc IT Supplies, Printers, Scanners Etc.	\$ 20,000.00	1	\$ 20,000.00	6080-		
(33) Toner/Supplies for Printers not in contract	\$ 12,000.00	1	\$ 12,000.00	6080-		
(33) iPads w/pencil, keyboard, apple care	\$ 1,700.00	2	\$ 3,400.00	6080-		
(36) First Digital Phone and Internet/MO	\$ 2,300.00	12	\$ 27,600.00	6095-		
(36) Cell Phones/MO	\$ 2,500.00	12	\$ 30,000.00	6095-		
(38) Education/Training/Certificates	\$ 5,500.00	1	\$ 5,500.00	6110-	6110-0000	5,500.00
(38) Research and Development	\$ 10,000.00	1	\$ 10,000.00	6110-	6110-0000	10,000.00
(40) Misc IT Department Software upgrades/purchases	\$ 20,000.00	1	\$ 20,000.00	6120-		
(40) Jamf Pro Device Management	\$ 4,500.00	1	\$ 4,500.00	6120-		
(40) Renewals (website, jamf, expensify, server monitoring, email etc.)/MO	\$ 1,000.00	12	\$ 12,000.00	6120-		
(40) Mod Master/Zywave	\$ 5,500.00	1	\$ 5,500.00	6120-		
(40) VMWare, VEEAM, Virtualization Subscription, VM Backup, Offsite Stora	\$ 6,000.00	1	\$ 6,000.00	6120-		
(40) Backblaze offsite server and workstation backup/MO	\$ 200.00	12	\$ 2,400.00	6120-		
\$220,300.00						15,500.00
						38.1

6112-0000

39 - Actuarial Fees
BUDGET 2022

	Per Financials YTD 08/31/21	\$ Projected	PRELIMINARY BUDGET 2022
Actuarial Fees	29,037	29,037	
Current YTD divided by 8 - Multiplied by 4		14,518	
Additional expenses to be incurred (October & year-end reserves, pricing for all lines of business)		20,000	
Total Projected		63,555	
Total Estimated Budget Amount			100,000 *
*Per Actuary email projection \$63,000			

6120-0000

40 - Software Licensing**BUDGET 2022**

	Per Financials YTD 08/31/21	\$ Projected	PRELIMINARY BUDGET 2022
Software Licensing	31,533	31,533	
Support Fees to the end of the year:			
- Caselle Support Fees		2,600	
- VMWare		1,020	
- CDW Virtual Servers Backup		376	
- JAMF		1,384	
- Backblaze		496	
- MyCommerce		232	
Estimated Additional expenses that could be incurred		5,000	
Total Projected		42,641	
Additional estimated other			24,600
IT Budget (See support document)			50,400 40.1
Total Estimated Budget Amount			75,000

IT Department Budget						
Item	Estimated Cost (each)	Quantity	Total Cost	Total Planned Purchases (approx)		
(30) Valley Office System Copy Machine Supplies/MO	\$ 1,000.00	12	\$ 12,000.00	6065-		
(31) 16" MacBook Pro's (standard)	\$ 2,650.00	6	\$ 15,900.00	6073-		
(31) 14" MacBook Pro's (standard)	\$ 1,900.00	9	\$ 17,100.00	6073-		
(31) 16" MacBook Pro's	\$ 4,100.00	4	\$ 16,400.00	6073-		
(33) Misc IT Supplies, Printers, Scanners Etc.	\$ 20,000.00	1	\$ 20,000.00	6080-		
(33) Toner/Supplies for Printers not in contract	\$ 12,000.00	1	\$ 12,000.00	6080-		
(33) iPads w/pencil, keyboard, apple care	\$ 1,700.00	2	\$ 3,400.00	6080-		
(36) First Digital Phone and Internet/MO	\$ 2,300.00	12	\$ 27,600.00	6095-		
(36) Cell Phones/MO	\$ 2,500.00	12	\$ 30,000.00	6095-		
(38) Education/Training/Certificates	\$ 5,500.00	1	\$ 5,500.00	6110-		
(38) Research and Development	\$ 10,000.00	1	\$ 10,000.00	6110-		
(40) Misc IT Department Software upgrades/purchases	\$ 20,000.00	1	\$ 20,000.00	6120-	6120-0000	20,000.00
(40) Jamf Pro Device Management	\$ 4,500.00	1	\$ 4,500.00	6120-	6120-0000	4,500.00
(40) Renewals (website, jamf, expensify, server monitoring, email etc.)/I	\$ 1,000.00	12	\$ 12,000.00	6120-	6120-0000	12,000.00
(40) Mod Master/Zywave	\$ 5,500.00	1	\$ 5,500.00	6120-	6120-0000	5,500.00
(40) VMWare, VEEAM, Virtualization Subscription, VM Backup, Offsite St	\$ 6,000.00	1	\$ 6,000.00	6120-	6120-0000	6,000.00
(40) Backblaze offsite server and workstation backup/MO	\$ 200.00	12	\$ 2,400.00	6120-	6120-0000	2,400.00
						50,400.00
						40.1
					\$220,300.00	

6130-0000

**41 - MISCELLANEOUS BANK FEES AND OTHER
BUDGET 2022**

	Per Financials	\$ Projected	PRELIMINARY
	YTD 08/31/21		BUDGET 2022
HRA, FLEX, ADP FEES	25,699	25,699	
HRA, FLEX		414	
ADP internet processing fees		673	
ADP internet EZ Labor Time Management fees		151	
Banking Fees		1,881	
Zions 1/4ly fees		12,779	
Total Projected		41,597	
HRA, FLEX			1,196
ADP internet processing fees			1,945
ADP internet EZ Labor Time Management fees			453
Banking Fees			5,642
Zions 1/4ly fees			25,559
Total			34,795
Additional Other			15,205
Total Estimated Budget Amount			50,000

6240-0000

42 - Payroll Taxes**BUDGET 2022**

	Per Financials YTD 08/31/21	\$ Projected	PRELIMINARY BUDGET 2022
Payroll Taxes	102,453	102,453	
Amount expensed each pay period. (Used the month of Aug last pay period)		4,949	
8 pay periods remaining and 1 bonus		10	
Total		49,488	
Current Monthly W/C Premium		730	730
		4	12
		2,920	8,759
Total Projected		154,861	
Employee Wages, Growth Wages & Bonus			2,209,710
Estimated budget amount is 7.7% (FICA current payroll reg divided by gross plus SUI)			7.7%
			170,148
Total Estimated Budget Amount			178,907