

**Administrative Board Meeting of
UTAH LOCAL GOVERNMENTS TRUST**

Friday, December 10, 2021, 2:00pm

Zoom: [Click here to login](#)

or dial in 253-215-8782 Meeting ID: 84289969701 Passcode: 518896

Anchor Location: Utah Local Governments Trust - Snowbird Room
55 South Highway 89, North Salt Lake, UT 84054

AGENDA

- I. Order
- II. Minutes – Motion to Approve
- III. Closed Session: Discuss Pending or Threatened Litigation
- IV. Recommendation to appoint Kenneth Neilson to Trust Board
- V. Recommendation to appoint Robert Hale to Trust Board
- VI. Performance and Discussion
 - Exhibit 1: Financial Snapshot
 - Exhibit 2: Member Composition
 - Exhibit 3: Market Penetration
 - Exhibit 4: Membership Growth
 - Exhibit 5: Claim Frequency
 - Exhibit 6: Claim Count
 - Exhibit 7: Claim Severity
 - Exhibit 8: Online Training
 - Exhibit 9: Loss Prevention
 - Exhibit 10: Investments – Motion to Approve
 - Exhibit 11: Financials – Motion to Approve
 - Exhibit 12: Claims Performance Overview
 - Exhibit 13: Pharmacy Report
 - Exhibit 14: Medical Bill Management
- VII. Profitability
- VIII. Disbursements – Motion to Approve
 - a. Administration
 - b. Payroll 1
 - c. Payroll 2
 - d. CSS General Auto/Liability
 - e. CSS Property/Auto
 - f. CSS Workers Compensation

- g. Vision
- h. Escrow
- i. PTIF

- IX. Public Comment Session on Tentative Budget
- X. Approval of 2021 Budget
- XI. Approval of Reinsurance, Insurance, Claims Handling Contracts
- XII. State of the Market
- XIII. Ratification of Previous Decision to Appoint Auditor
- XIV. Ethics Policy
- XV. Conflict of Interest Policy
- XVI. Public Comment Session – Limited to 3 minutes per comment
- XVII. Other Business
- XVIII. Executive Goals
- XIX. Potential Closed Session to discuss the character, professional competence of Executive Staff, as provided by Utah Code Annotated §52-4-205.
- XX. CEO Compensation, if not discussed in closed session

2022 TENTATIVE DATES AND TIMES

- Sunday, March 6, 2022 – Wednesday, March 9, 2022 – AGRiP Governance Conference 2022, New Orleans, LA
- Friday, March 25, 2022 – Board Meeting, 11:30am
- Thursday, May 12, 2022 – Annual Meeting, 10:00am
- Thursday, May 12, 2022 – Board Meeting, 12:30pm
- Friday, August 19, 2022 – Board Meeting, 11:30am
- Friday, October 21, 2022 – Board Meeting, 11:30am
- Friday, December 16, 2022 – Board Meeting 2:00pm, Dinner 5:00pm

**MINUTES OF THE October 22, 2021 at 11:30PM
ADMINISTRATIVE BOARD MEETING
OF THE UTAH LOCAL GOVERNMENTS TRUST**

Board Members Present:

- | | | |
|------------------------------|-----------------------------|----------------------------|
| 1. Todd S. Beutler | 4. Shawn B. Milne | 7. Christopher F. Robinson |
| 2. Mayor Robert M. Hale | 5. Mayor Kenneth F. Neilson | |
| 3. Mayor Stephanie L. Miller | 6. Pamela A. Roberts | |

Board Members Excused:

1. Pamela A. Roberts (joined via phone)
2. Commissioner G. Thomas Tripp
3. Bradley M. Powell

Staff Present:

Steven A. Hansen
Mike Stagg

General Counsel:

A. Craig Hale, Attorney at Law, Hale & Wood, LLP

1. ORDER

Board Chair, Christopher Robinson called the meeting to order at 11:43am on Friday, October 22, 2021.

2. MINUTES APPROVAL

Motion to approve the minutes of the meeting of the Administrative Board of the Utah Local Governments Trust held August 26, 2021, was made by Mayor Kenneth Neilson and seconded by Todd Beutler. Motion passed unanimously.

3. CLOSED SESSION: DISCUSS PENDING OR THREATENED LITIGATION

Closed session not required.

4. BOARD COMPENSATION, EXECUTIVE COMMITTEE COMPENSATION, PER DIEM

Steven Hansen reviewed the details of the board compensation, executive committee compensation, insurance benefits, and per diem as contained in board packets. Board members were asked to obtain signed resolution from respective agencies approving compensation. Mike Stagg will send out electronic copies of the compensation resolution to each of the board members.

5. INTERLOCAL COOPERATION ACT

Steven Hansen mentioned that this agenda item will be tabled until 2022. A. Craig Hale is in the process of revising and updating the bylaws of the Utah Local Governments Trust and those updated documents will be presented to the board for approval in 2022.

6. CAPITAL ADEQUACY

Steven Hansen reviewed the findings from the capital adequacy report by AON.

7. WORKERS COMPENSATION RATE STUDY

Steven Hansen reviewed the latest workers compensation rate study prepared by Taylor Walker Consulting Actuaries.

8. PROFITABILITY

Steven Hansen reviewed the profitability analysis prepared by Taylor Walker Consulting Actuaries. Review included performance of each year of losses and general profitability across lines of insurance programs.

9. PERFORMANCE AND DISCUSSION

Steven Hansen reviewed details of each performance metric:

- a. Exhibit 1: Financial Snapshot
- b. Exhibit 2: Member Composition
- c. Exhibit 3: Market Penetration
- d. Exhibit 4: Membership Growth
- e. Exhibit 5: Claim Frequency
- f. Exhibit 6: Claim Count
- g. Exhibit 7: Claim Severity
- h. Exhibit 8: Online Training
- i. Exhibit 9: Loss Prevention
- j. Exhibit 10: Investments
- k. Exhibit 11: Financials
- l. Exhibit 12: Claims Performance Overview
- m. Exhibit 13: Pharmacy Report
- n. Exhibit 14: Medical Bill Management

Motion to approve the Trust investments for the period ending September 30, 2021 was made by Shawn Milne and seconded by Todd Beutler. Motion passed unanimously.

Motion to approve the Trust financials for the period ending September 30, 2021 was made by Mayor Kenneth Neilson and seconded by Mayor Robert Hale. Motion passed unanimously.

10. DISBURSEMENTS

Motion to approve the Trust disbursements for the period ending September 30, 2021 was made by Shawn Milne and seconded by Todd Beutler. Motion passed unanimously.

11. FRAUD RISK ASSESSMENT

Steven Hansen reviewed the Trust's annual fraud risk assessment and invited the Board Members to complete one on behalf of their respective organizations as well. Mike Stagg will send out the link to the State Auditor's website for the Board to complete the fraud risk assessment.

12. TRUST INTERNAL ACCOUNTING CONTROLS

Steven Hansen recommended that the Trust adopt the guidelines of the fraud risk assessment as the Trust Internal Accounting Controls. Pamela Roberts asked for clarification on the checks and balances that the Trust has in place as it relates to accounting controls. To answer the question, Steven Hansen reviewed the fraud risk assessment questions and answers provided.

13. APPROVAL OF 2022 PRELIMINARY BUDGET

Steven Hansen reviewed the 2022 Preliminary Budget. A motion to approve the 2022 Preliminary Budget was made by Mayor Robert Hale and seconded by Mayor Kenneth Neilson. Motion passed unanimously.

14. PUBLIC COMMENT SESSION

No members of the public are present, and no comments have previously been submitted.

15. OTHER BUSINESS

At 1:21pm, a motion to adjourn the meeting was made by Shawn Milne and seconded by Mayor Kenneth Neilson. Motion passed unanimously.

2021 TENTATIVE DATES AND TIMES

- Friday, December 10, 2021 – Board Meeting 2:00pm, Dinner 5:00pm

Sincerely,

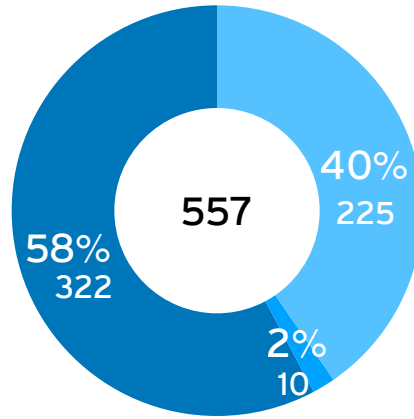


Steven A. Hansen, CEO

FINANCIAL SNAPSHOT - YTD October 2021

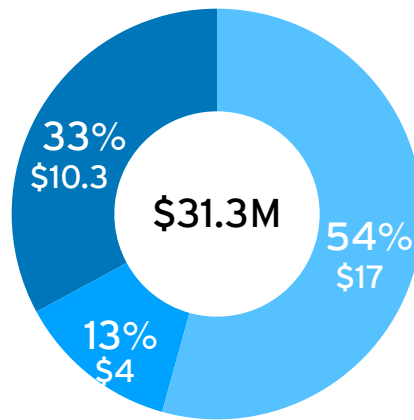
1. 557 Members
2. 41 New Lines
3. Assets \$139,438,910
4. Liabilities \$50,952,645
5. Net Assets \$88,486,265
6. Premium \$25,245,216
7. Budgeted Net Income \$992,360
8. Net Income \$5,096,079 (see a through f for variance details)
 - a. Total Revenues up 1% or \$342,239
 - b. Indemnity Claims Expense down 18% or \$2,321,462
 - c. Loss Adjustment Expense down 18% or \$927,205
 - d. Premium Tax down 13% or \$41,092
 - e. Fair Market Value down \$89,904
 - f. General and Administrative Expenses down 16% or \$985,619

Composition by Entity Type



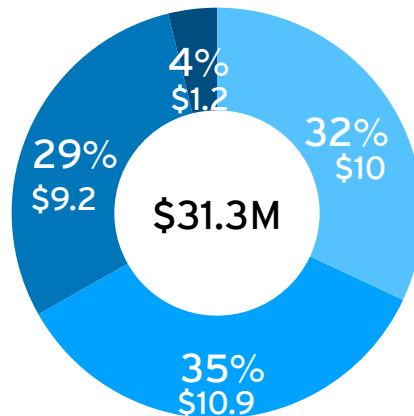
● City/Town ● County ● Special Service District

Composition by Premium



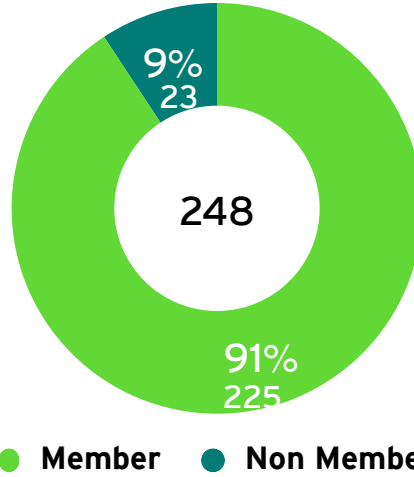
● City/Town ● County ● Special Service District

Composition by Line of Business

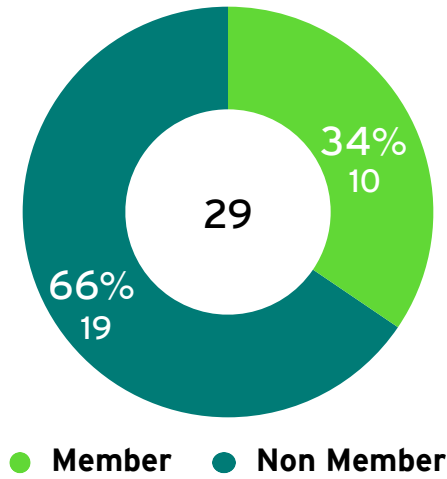


● Property ● Liability ● Workers Compensation ● Other

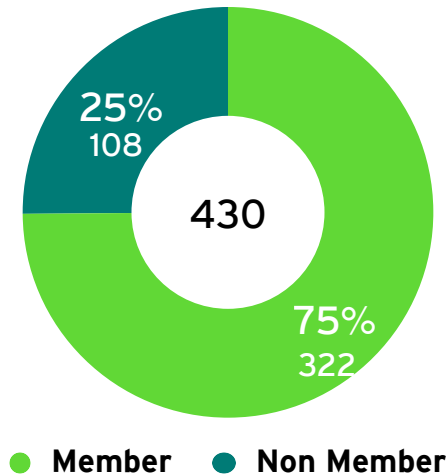
Market Penetration of Cities/Towns

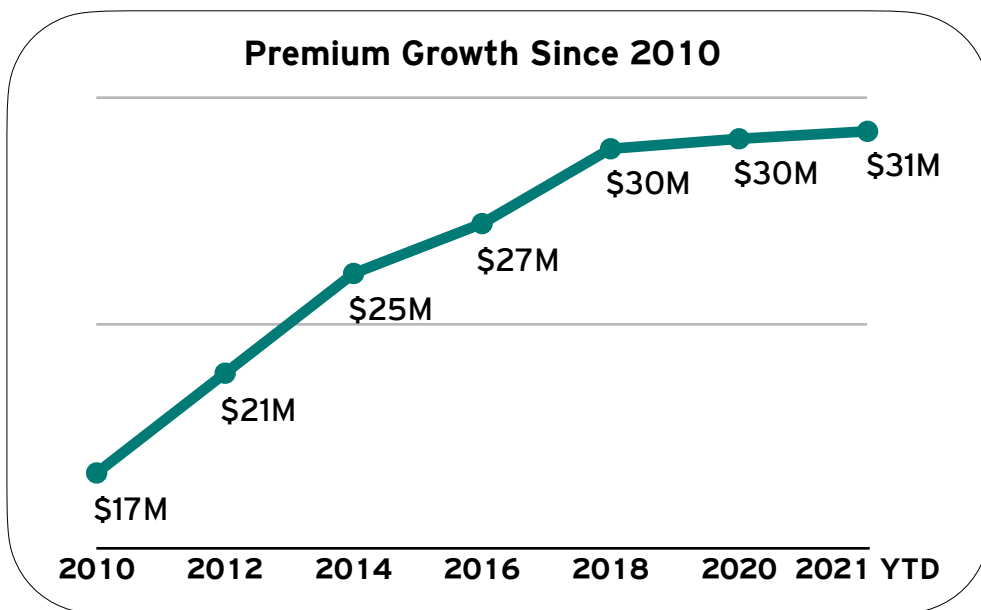
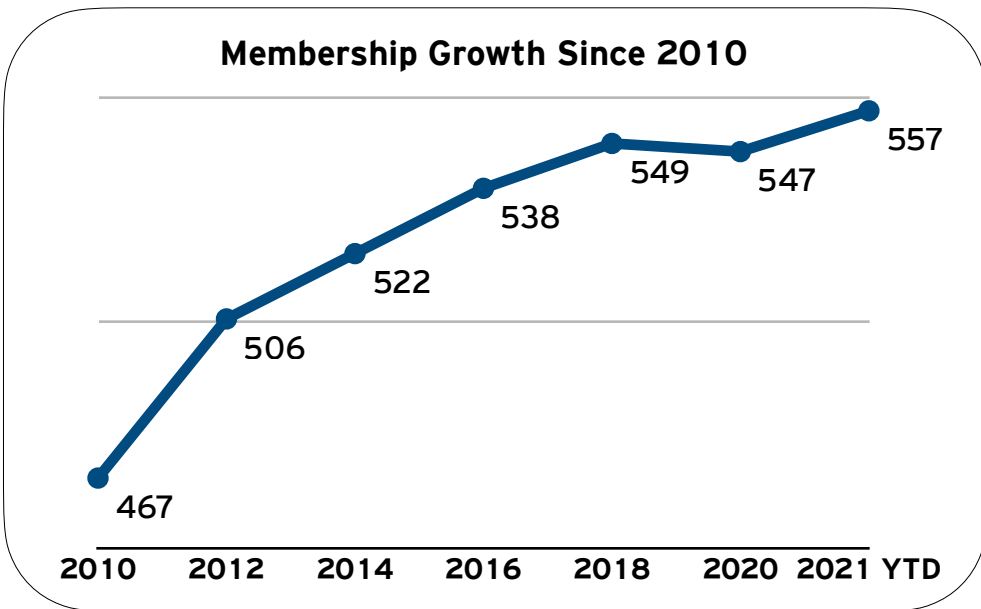
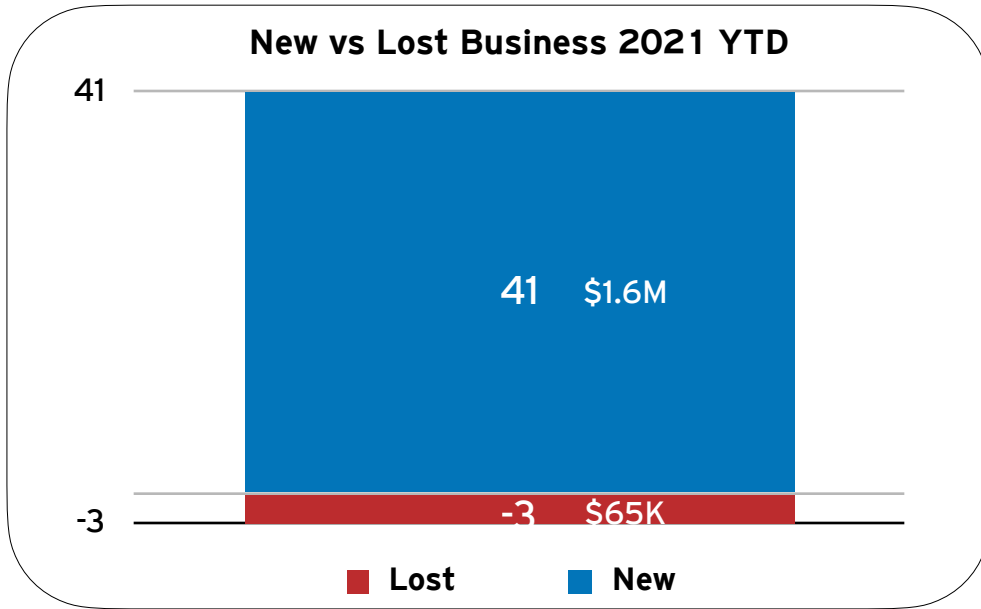


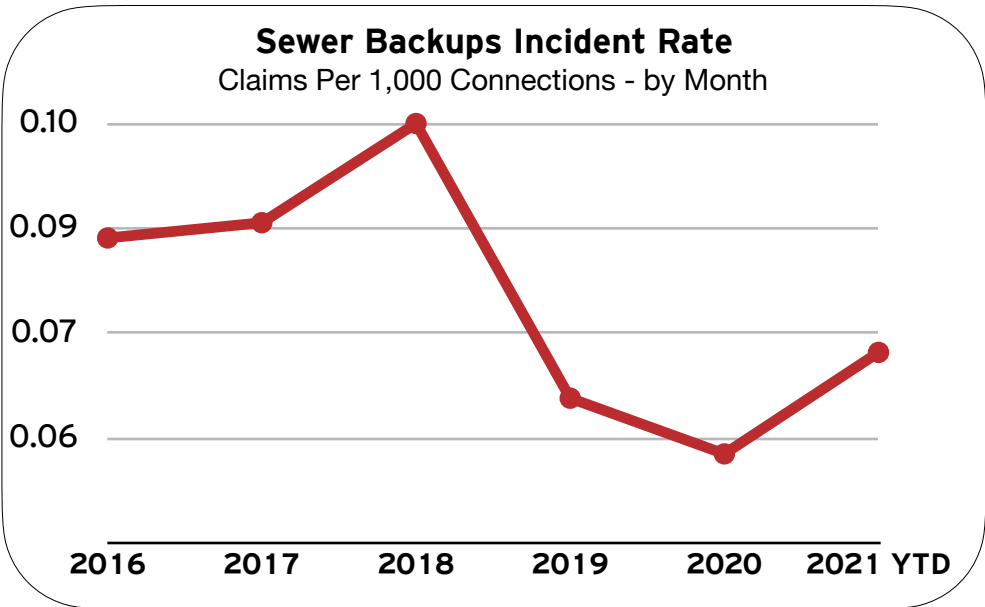
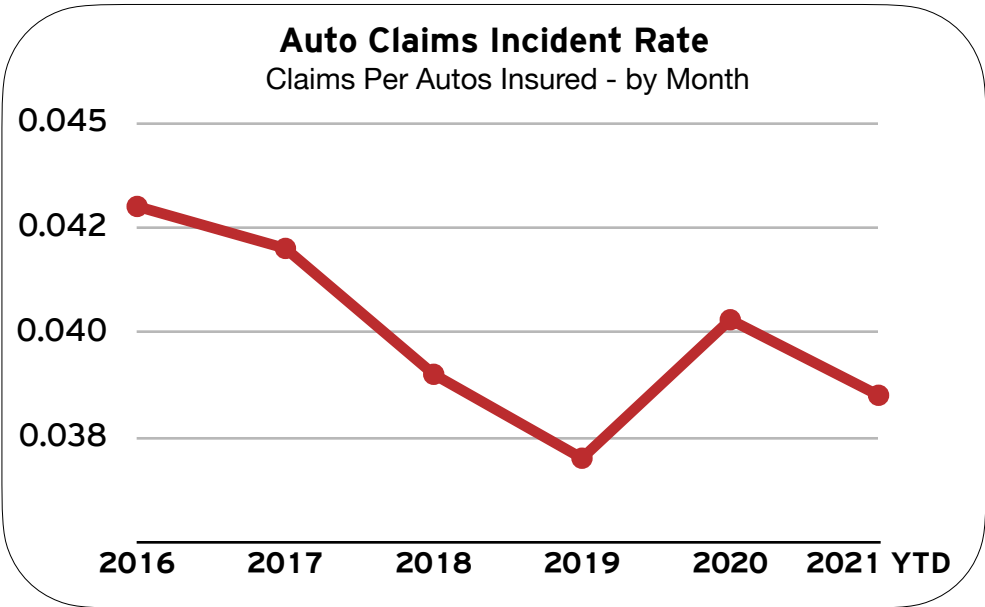
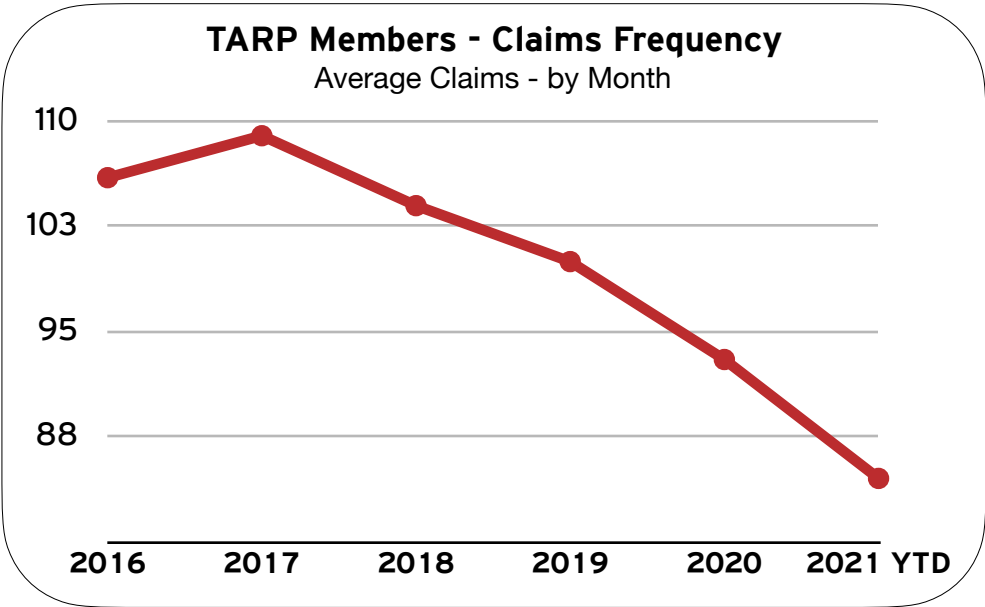
Market Penetration of Counties

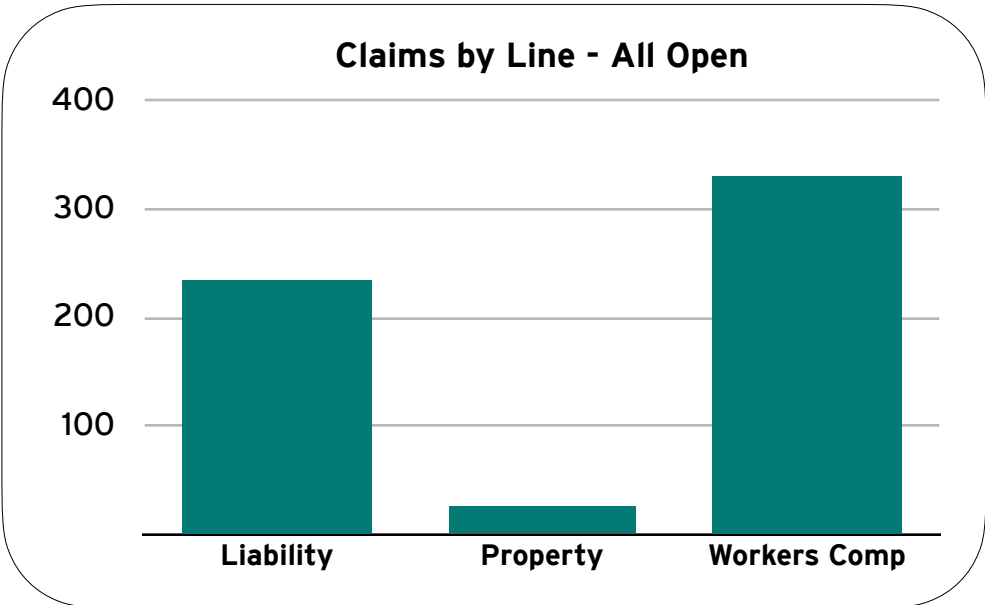
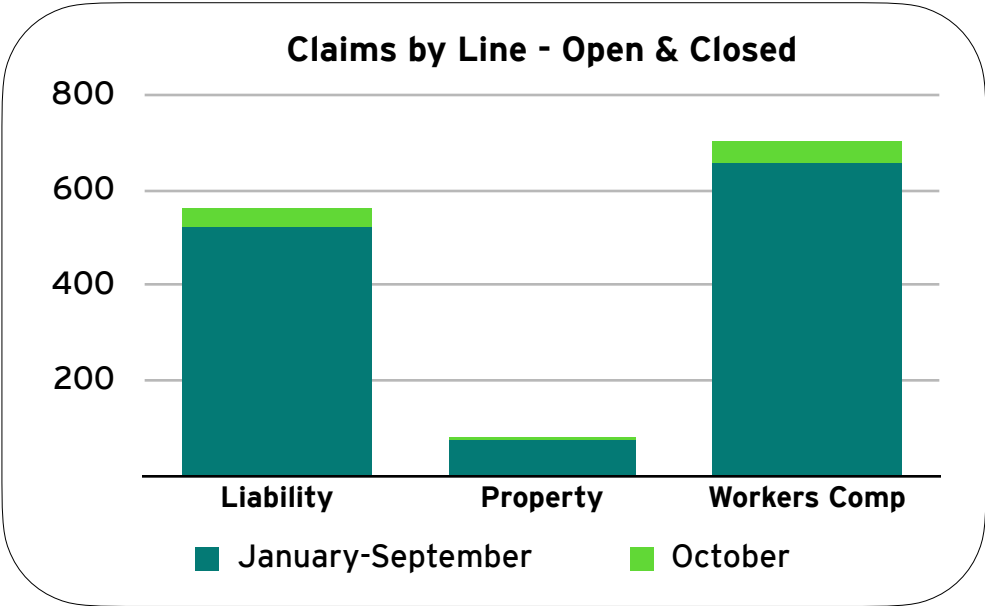


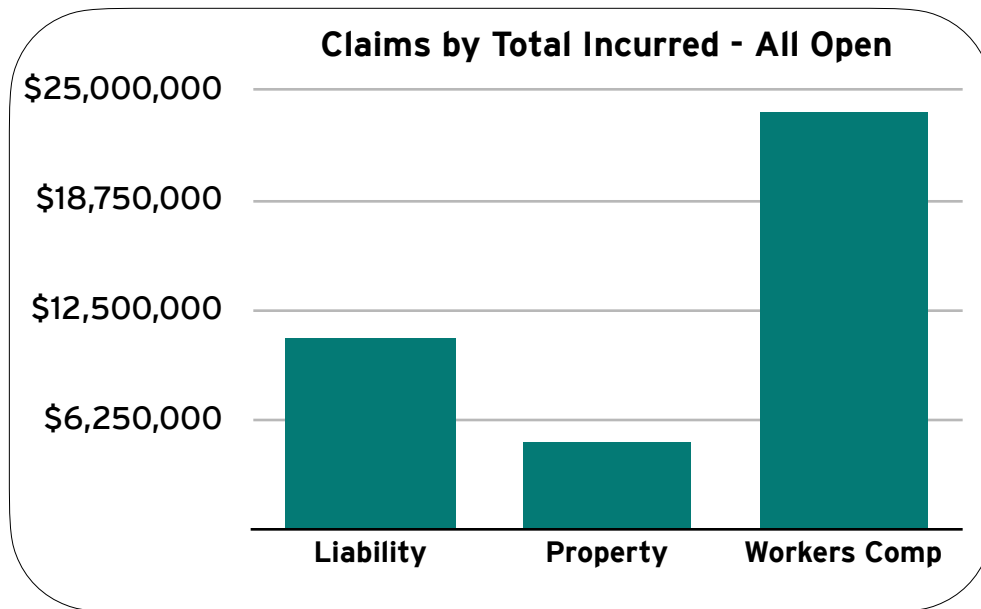
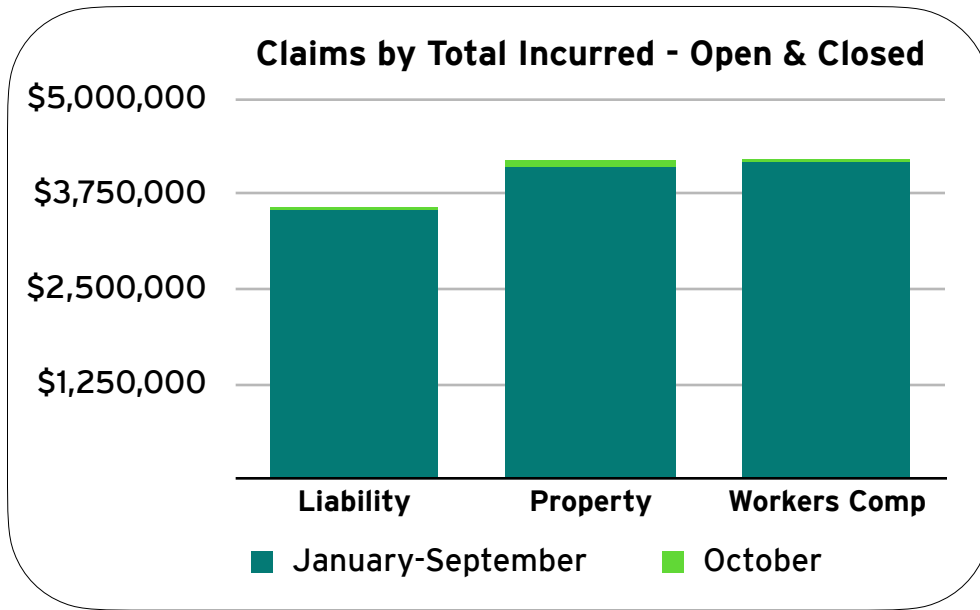
Market Penetration of Special Service Districts



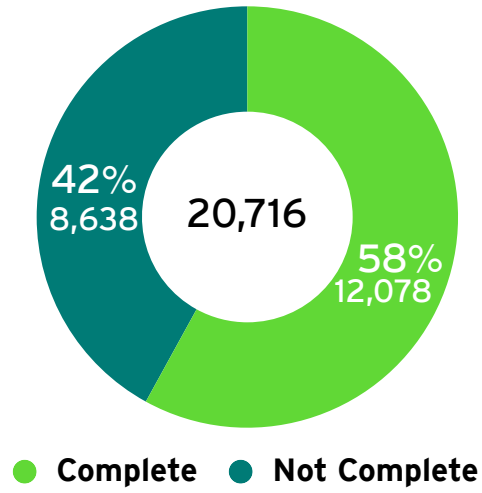




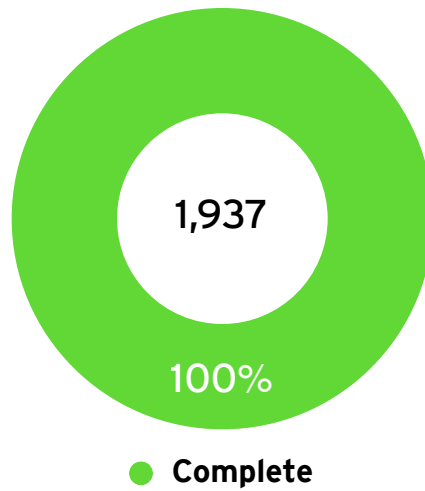


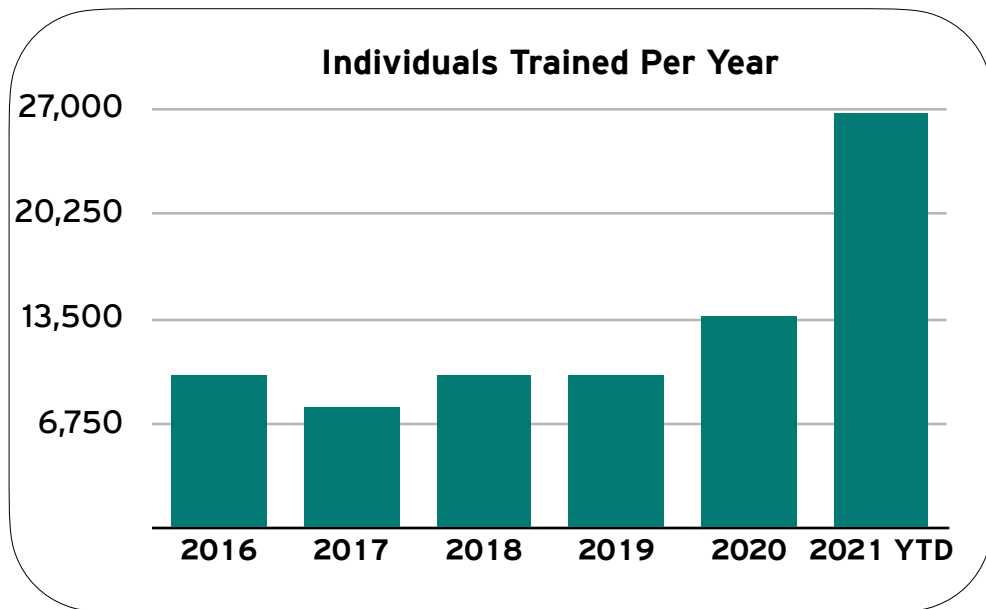
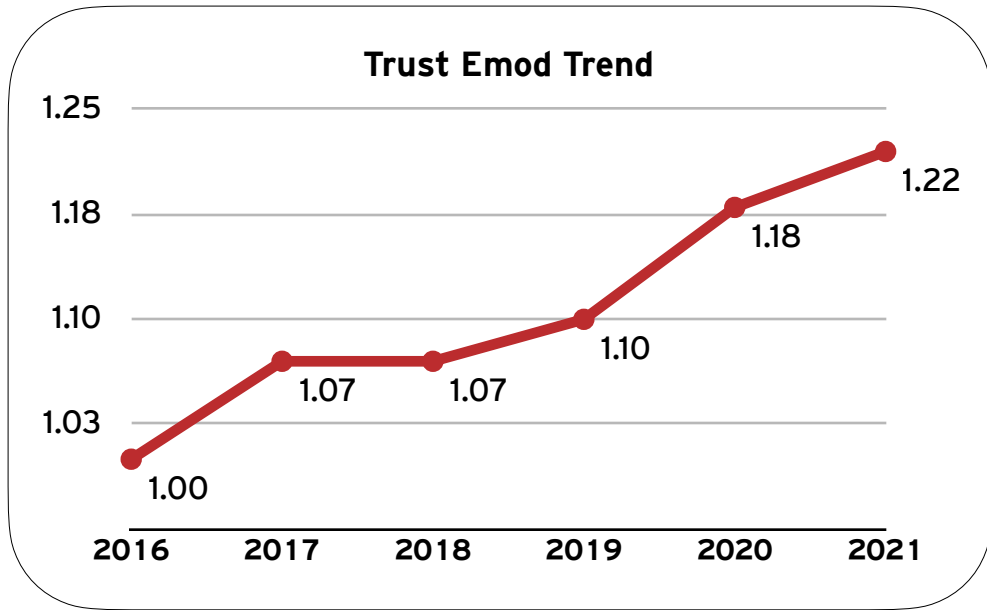


Kantola - Online Training



Streamery - Online Training





UTAH LOCAL GOVERNMENTS TRUST
PORTFOLIO PERFORMANCE
10/31/21

Trust Portfolio Yield on Cost	0.91%
--------------------------------------	--------------

Benchmark Rates		
Fundy Type	ULGT Yield as a % Over Benchmark Yield	
3-mo LIBOR	0.145%	529.51%
3-mo T-bill	0.040%	2,181.99%
6-mo T-bill	0.070%	1,203.99%
2-yr Treasury	0.458%	99.30%
5-yr Treasury	1.144%	-20.21%
10-yr Treasury	1.542%	-40.80%
30-yr Treasury	1.952%	-53.24%
Public Treasurers	0.327%	179.37%

Pricing Service Summary	
Portfolio Cost Basis	124,587,278
Portfolio Market Value	125,736,040

Market Value of Asset Allocation		
Government Obligations	42,593,062	33.87%
PTIF	76,744,017	61.04%
Security Deposit - Utah Labor Commission	5,998,391	4.77%
Cash	400,569	0.32%
Total	125,736,040	100.00%

Estimated Annual Income	1,137,226
--------------------------------	------------------

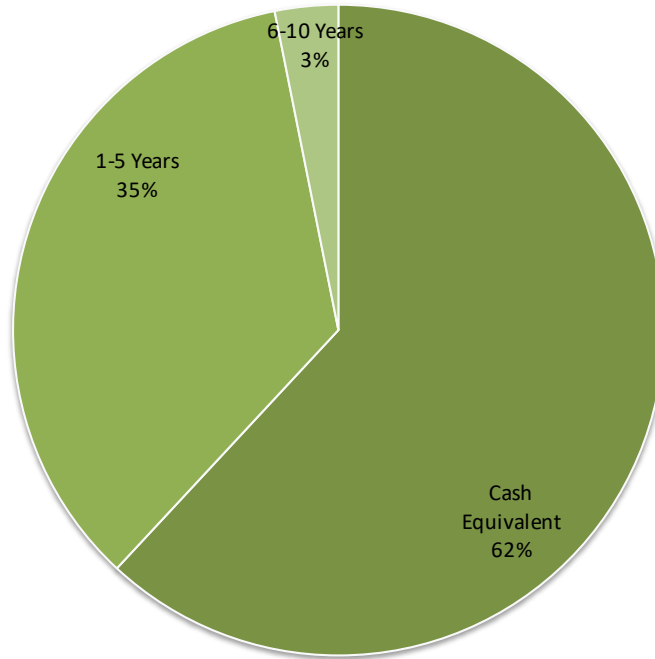
UTAH LOCAL GOVERNMENTS TRUST
SUMMARY OF INVESTMENT HOLDINGS
10/31/21

Par Value	Cusip	Issuer	Held at	Rate	Maturity	Cost Basis	Portfolio Percentage
1,000,000	654740BA6	NISSAN MTR CORP	Zions Bank	2.95	7/13/22	1,000,000	1%
5,000,000	63906AAB6	Natwest Mkts	Zions Bank	3.73	9/29/22	5,024,285	4%
915,000	075019EQ8	UT SCH DIST	Zions Bank	5.50	2/1/27	915,000	1%
3,000,000	795594AA8	SLC UT Mun Bldg	Zions Bank	5.45	3/15/28	3,000,000	2%
6,000,000	912796F38	US Treasury	State of Utah	0.68	3/24/22	5,995,905	5%
5,000,000	949746SL6	Wells Fargo	Zions Bank	2.91	1/24/23	5,000,000	4%
5,000,000	172967LH2	Citigroup Inc	Zions Bank	2.75	4/25/22	4,908,950	4%
5,000,000	46849LSX0	Jackson National Life	Zions Bank	1.96	6/27/22	4,959,960	4%
4,310,000	04685A2F7	Athene Global Funding	Zions Bank	2.67	7/1/22	4,305,900	3%
1,330,000	654740AW9	NISSAN MTR CORP	Zions Bank	2.88	1/13/22	1,330,969	1%
4,500,000	14040HBM6	Capital One Fin	Zions Bank	2.84	3/9/22	4,503,495	4%
4,000,000	456837AJ2	ING GROEP N V	Zions Bank	3.25	3/29/22	4,006,573	3%
2,482,000	05964HAA3	BANCO SANTANDER SA	Zions Bank	3.54	4/11/22	2,491,655	2%
47,537,000	Bond Portfolio (Par Value)		Bond Portfolio Cost:		47,442,692	38%	
77,144,586	PTIF & Cash Equivalents		PTIF & Cash Equivalents:		77,144,586	62%	
124,681,586	Total (Par Value)		Total (Cost):		124,587,278	100%	

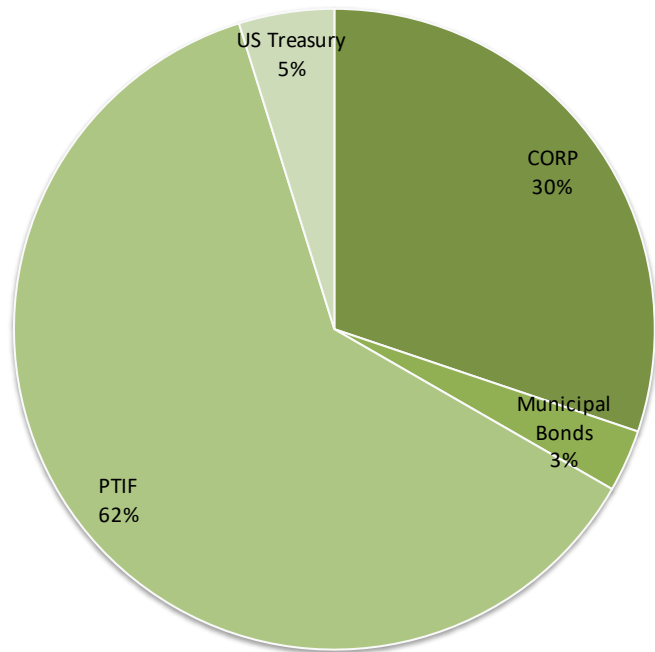
Accounting Notes:

Portfolio held by Zions Bank:	41,446,787	33%
PITF held by Zions Bank:	76,744,017	62%
Subtotal of Zions Holdings:	118,190,804	95%
Portfolio held by State of Utah:	5,995,905	5%
Cash held in JP Morgan Chase Bank:	400,569	0%
Total:	124,587,278	100%

**Trust Portfolio
Concentration by Years to Maturity
(Cost Basis)**



**Trust Portfolio
Concentration by Issuer
(Par Value)**



UTAH LOCAL GOVERNMENTS TRUST
BALANCE SHEET
OCTOBER 31, 2021

ASSETS	PRIOR YTD	CURRENT YTD	PRIOR YR END	DIFFERENCE	PCNT
<u>CURRENT ASSETS:</u>					
CASH IN BANKS	268,252.24	400,486.80	150,583.13	249,903.67	165.96
PUBLIC TREASURERS' INVEST. FUND	48,133,557.23	82,742,408.23	46,807,877.83	35,934,530.40	76.77
PREMIUMS RECEIVABLE	514,014.01	1,813,059.80	472,579.38	1,340,480.42	283.65
ACCRUED INTEREST RECEIVABLE	140,548.49	75,232.74	162,286.24	(87,053.50)	(53.64)
ADMINISTRATIVE FEES RECEIVABLE	25,817.61	27,412.16	59,531.99	(32,119.83)	(53.95)
DUE FROM REINSURERS AND OTHERS	536,908.64	1,446,465.91	1,074,053.00	372,412.91	34.67
PREPAID EXPENSES	2,760,276.42	3,888,730.33	1,676,619.59	2,212,110.74	131.94
TOTAL CURRENT ASSETS	52,379,374.64	90,393,795.97	50,403,531.16	39,990,264.81	79.34
<u>INVESTMENTS:</u>					
BONDS	75,238,694.86	42,593,062.22	74,321,258.47	(31,728,196.25)	(42.69)
DEPOSIT WITH CSS	89,017.00	89,017.00	89,017.00	.00	.00
EQUITY IN NLC MUTUAL	525,295.00	525,295.00	525,295.00	.00	.00
TOTAL INVESTMENTS	75,853,006.86	43,207,374.22	74,935,570.47	(31,728,196.25)	(42.34)
<u>CAPITAL ASSETS:</u>					
BUILDING AND LAND	2,129,112.97	2,077,521.97	2,120,514.47	(42,992.50)	(2.03)
OTHER FIXED ASSETS	3,544,356.16	3,341,582.80	3,526,146.38	(184,563.58)	(5.23)
TOTAL CAPITAL ASSETS	5,673,469.13	5,419,104.77	5,646,660.85	(227,556.08)	(4.03)
<u>OTHER ASSETS:</u>					
DEFERRED OUTFLOWS OF RESOURCES RELATE	664,642.00	418,635.00	418,635.00	.00	.00
TOTATL OTHER ASSETS	664,642.00	418,635.00	418,635.00	.00	.00
TOTAL ASSETS	134,570,492.63	139,438,909.96	131,404,397.48	8,034,512.48	6.11

UTAH LOCAL GOVERNMENTS TRUST
BALANCE SHEET
OCTOBER 31, 2021

LIABILITIES AND NET ASSETS	PRIOR YTD	CURRENT YTD	PRIOR YR END	DIFFERENCE	PCNT
<u>CURRENT LIABILITIES</u>					
CLAIMS/LOSSES RESERVES	31,253,065.88	29,614,366.52	29,025,050.00	589,316.52	2.03
LAE RESERVES	9,647,238.58	8,814,179.18	8,705,543.00	108,636.18	1.25
ACCOUNTS PAYABLE	96,446.07	114,927.54	177,120.03	(62,192.49)	(35.11)
TAXES PAYABLE	291,073.90	60,914.65	98,786.85	(37,872.20)	(38.34)
UNEARNED PREMIUMS	10,728,069.54	10,459,805.64	7,920,139.57	2,539,666.07	32.07
ACCRUED EXPENSES	186,244.00	250,000.00	426,869.01	(176,869.01)	(41.43)
TOTAL CURRENT LIABILITIES	52,202,137.97	49,314,193.53	46,353,508.46	2,960,685.07	6.39
<u>LONG-TERM LIABILITIES:</u>					
VACATION AND SICK PAYABLE	365,117.74	364,920.13	364,920.13	.00	.00
OTHER LONG-TERM LIABILITIES	109,817.86	.00	22,252.00	(22,252.00)	(100.00)
NET PENSION LIABILITY	1,015,989.00	528,080.00	528,080.00	.00	.00
DEFERRED INFLOWS OF RESOURCES RELATED T	51,304.00	291,275.00	291,275.00	.00	.00
TOTAL OPEB OBLIGATION	472,822.00	454,176.00	454,176.00	.00	.00
TOTAL LONG-TERM LIABILITIES	2,015,050.60	1,638,451.13	1,660,703.13	(22,252.00)	(1.34)
TOTAL LIABILITIES	54,217,188.57	50,952,644.66	48,014,211.59	2,938,433.07	6.12
<u>NET ASSETS</u>					
UNRESTRICTED SURPLUS	73,732,283.34	83,390,185.89	73,732,283.34	9,657,902.55	13.10
CHANGE IN NET ASSETS	6,621,020.72	5,096,079.41	9,657,902.55	(4,561,823.14)	(47.23)
TOTAL NET ASSETS	80,353,304.06	88,486,265.30	83,390,185.89	5,096,079.41	6.11
TOTAL LIABILITIES AND NET ASSETS	134,570,492.63	139,438,909.96	131,404,397.48	8,034,512.48	6.11

UTAH LOCAL GOVERNMENTS TRUST
INCOME STATEMENT
FOR THE 10 MONTHS ENDING OCTOBER 31, 2021

	PRIOR YTD	CURRENT YTD	BUDGET	VAR. TO BUDGET	PCNT
<u>REVENUE</u>					
PREMIUMS:					
LIABILITY PREMIUMS	9,026,625.87	9,040,398.90	11,242,664.00	2,202,265.10	80.41
WORKERS COMPENSATION PREMIUMS	8,539,096.93	7,849,300.46	9,359,744.00	1,510,443.54	83.86
ACC DENTAL/VISION PREMIUMS	101,848.14	100,187.99	117,070.00	16,882.01	85.58
AUTO / PROPERTY PREMIUMS	7,610,793.96	8,255,328.66	9,941,211.00	1,685,882.34	83.04
REINSURANCE PREMIUMS	(4,935,089.73)	(5,928,097.63)	(7,555,581.00)	(1,627,483.37)	(78.46)
TOTAL PREMIUMS	20,343,275.17	19,317,118.38	23,105,108.00	3,787,989.62	83.61
OTHER REVENUE:					
ADMINISTRATIVE FEES	525,454.88	968,267.72	615,308.00	(352,959.72)	157.36
INVESTMENT REVENUE	1,854,009.83	1,013,618.69	1,528,700.00	515,081.31	66.31
CHANGE IN FAIR VALUE OF BONDS	725,553.72	(345,196.25)	.00	345,196.25	.00
TOTAL OTHER REVENUE	3,105,018.43	1,636,690.16	2,144,008.00	507,317.84	76.34
TOTAL REVENUE	23,448,293.60	20,953,808.54	25,249,116.00	4,295,307.46	82.99
<u>EXPENSES</u>					
CLAIMS EXPENSE:					
LIABILITY CLAIMS	3,971,596.05	2,042,778.19	5,463,992.00	3,421,213.81	37.39
WORKERS COMPENSATION CLAIMS	3,635,217.47	4,591,058.60	5,233,867.00	642,808.40	87.72
PROP / AUTO CLAIMS	3,145,245.77	3,035,402.82	2,011,526.00	(1,023,876.82)	150.90
REINSURANCE RECOVERIES	(893,634.17)	(531,672.35)	.00	531,672.35	.00
DEDUCTIBLES	(577,312.78)	(507,504.46)	.00	507,504.46	.00
SUBROGATION	(114,479.43)	(400,717.40)	.00	400,717.40	.00
ACC DENTAL/VISION CLAIMS	30,146.10	29,831.80	38,373.00	8,541.20	77.74
TOTAL CLAIMS EXPENSE	9,196,779.01	8,259,177.20	12,747,758.00	4,488,580.80	64.79
LOSS ADJUSTMENT EXPENSE:					
LIABILTIY, W/C, PROP & AUTO RESERVES	(49,036.42)	108,636.18	138,421.00	29,784.82	78.48
LIABILTIY, W/C, PROP & AUTO LEGAL PAID	2,305,283.20	2,136,007.51	3,326,767.00	1,190,759.49	64.21
LIABILITY LOSS ADJUST EXPENSE	466,399.00	450,098.00	865,161.00	415,063.00	52.02
W/C LOSS ADJUST EXPENSE	374,436.00	387,180.00	563,057.00	175,877.00	68.76
PROP / AUTO LOSS ADJUST EXPENSE	156,552.00	158,454.00	127,775.00	(30,679.00)	124.01
TOTAL LOSS ADJUST EXPENSE	3,253,633.78	3,240,375.69	5,021,181.00	1,780,805.31	64.53
W/C PREMIUM TAX	288,139.36	227,253.18	323,308.00	96,054.82	70.29
TOTAL CLAIMS, LAE, & PREM TAXES EXPENSE	12,738,552.15	11,726,806.07	18,092,247.00	6,365,440.93	64.82

UTAH LOCAL GOVERNMENTS TRUST
INCOME STATEMENT
FOR THE 10 MONTHS ENDING OCTOBER 31, 2021

	PRIOR YTD	CURRENT YTD	BUDGET	VAR. TO BUDGET	PCNT
GENERAL & ADMINISTRATIVE EXPENSES					
ASSOC, DUES, CONTRIBU, SPONSOR	66,473.75	82,595.37	125,000.00	42,404.63	66.08
EMPLOYEES WAGES EXPENSE	1,399,272.00	1,572,817.34	2,157,862.00	585,044.66	72.89
EMPLOYEES BENEFITS	648,046.55	743,369.59	1,073,681.00	330,311.41	69.24
BOARD COMPENSATION & EXP	56,180.10	33,525.89	90,000.00	56,474.11	37.25
TRAVEL	22,778.41	125,060.87	100,000.00	(25,060.87)	125.06
FLEET MAINTENANCE	4,297.67	7,554.72	20,000.00	12,445.28	37.77
PROMOTIONAL	14,564.81	24,994.21	75,000.00	50,005.79	33.33
BUILDING & DEPRECIATION	314,350.80	329,504.92	555,000.00	225,495.08	59.37
REPAIRS & MAINTENANCE	718.68	492.89	25,000.00	24,507.11	1.97
DEPRECIATION EXPENSE	239,008.18	180,577.53	470,000.00	289,422.47	38.42
LOSS PREVENTION & APPRAISALS	873,433.48	595,006.12	600,000.00	4,993.88	99.17
OFFICE, PRINTING & SUPPLIES	44,818.48	37,860.63	100,000.00	62,139.37	37.86
BOOKS, PERIODICALS, SUBSCRIPT	1,288.94	3,222.23	10,000.00	6,777.77	32.22
POSTAGE	8,608.53	7,682.93	25,000.00	17,317.07	30.73
TELEPHONE	20,321.58	26,598.07	60,000.00	33,401.93	44.33
LEGAL & ACCOUNTING	144,118.60	110,558.73	225,000.00	114,441.27	49.14
CONSULTING & MAINTENANCE	17,168.60	11,760.66	50,000.00	38,239.34	23.52
ACTUARIAL FEES	42,498.08	31,149.58	100,000.00	68,850.42	31.15
SOFTWARE LICENSING	27,516.77	43,680.87	75,000.00	31,319.13	58.24
MISC, BANK FEES & OTHER	33,310.76	37,031.19	50,000.00	12,968.81	74.06
PAYROLL TAXES	109,945.96	125,878.72	177,966.00	52,087.28	70.73
TOTAL GENERAL & ADMINISTRATIVE EXPENSES	4,088,720.73	4,130,923.06	6,164,509.00	2,033,585.94	67.01
TOTAL EXPENSES	16,827,272.88	15,857,729.13	24,256,756.00	8,399,026.87	65.37
NET INCOME (LOSS)	6,621,020.72	5,096,079.41	992,360.00	(4,103,719.41)	513.53

Performance Overview Default

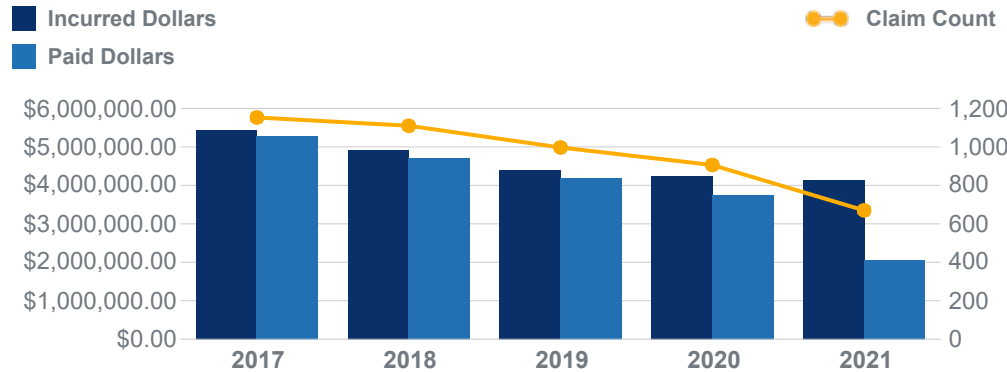
Workers Compensation



Date Selection: Latest 5 Policy Years
 Valued as of: 10/2021

UTAH LOCAL GOVERNMENTS TRUST

Loss Summary (Latest 5 Policy Years)



Policy Year	Claim Count	Incurred Dollars	Paid Dollars
2017	1,153	\$5,458,821.00	\$5,293,463.62
2018	1,110	\$4,936,871.00	\$4,714,966.52
2019	997	\$4,420,485.00	\$4,210,419.00
2020	906	\$4,255,161.00	\$3,774,991.96
2021	670	\$4,145,654.00	\$2,084,662.19

Open Claims Summary (All Years)

307 Open Claims

Incurred Dollars	\$23,754,514.00
Paid Dollars	\$14,902,995.67
Outstanding Dollars	\$8,851,518.33

- 188 claims classified as Indemnity Only (CB)
- 133 claims where incurred dollars are greater than or equal to \$25,000
- 170 claims open 90 days or longer
- 14 claims where employee is currently out of work
- 24 claims where employee is on modified duty
- 29 claims with legal activity

Performance Overview Default

Workers Compensation



Date Selection: Latest 5 Policy Years
 Valued as of: 10/2021

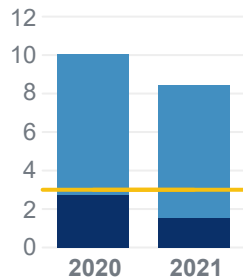
UTAH LOCAL GOVERNMENTS TRUST

Most Expensive Open Claims (All Years)

Claimant/Driver	Claim Number	Accident Date	Incurred Dollars	Paid Dollars
NEWSOME,PAUL	CAU6403	08/06/2007	\$1,519,565.00	\$839,473.24
JENSEN,MICHAEL	A4J7066	04/25/1989	\$1,028,265.00	\$565,081.35
PENOVICH,MICHAEL,J	CAU3007	07/05/2007	\$927,840.00	\$410,513.60
BIRD,TRACY	A4J7016	07/25/1998	\$883,101.00	\$425,043.61
CRUMP,DANNY,R	A4J5660	07/21/2009	\$844,559.00	\$398,394.10
SKINNER,CHARLES,B	A5V0391	11/03/2008	\$640,931.00	\$498,658.29
HAMILTON,CLARENCE	A4J7037	10/01/1999	\$640,001.00	\$518,563.10
SHROPE,LOUIS	EZD4860	02/17/2005	\$604,645.00	\$451,013.58
OAKS,EDWIN	A4J7033	08/08/1990	\$547,130.00	\$390,423.23
SHERWOOD,GREG	EZD6207	01/30/2014	\$531,256.00	\$450,858.75

Claim Reporting Lag (Latest 2 Policy Years)

- Average Lag - Accident → Employer
- Average Lag - Employer → Travelers
- Target (3 days)



Policy Year	Average Lag	Lag Days 0-3		Lag Days 4-7		Lag Days 8-10		Lag Days 11+	
		% to Total Claims	Claim Count	% to Total Claims	Claim Count	% to Total Claims	Claim Count	% to Total Claims	Claim Count
2020	10.08	52%	473	24%	214	6%	55	18%	164
2021	8.47	55%	370	20%	136	6%	38	19%	126

Lag Days measured from Accident Date to Date Reported to Travelers

Performance Overview Default

Workers Compensation



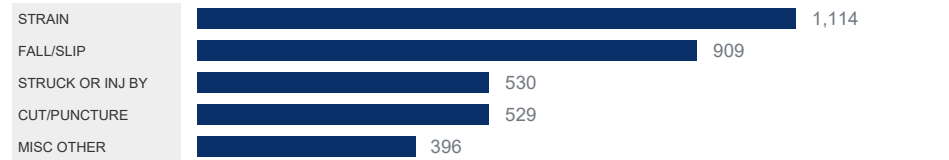
Date Selection: Latest 5 Policy Years
 Valued as of: 10/2021

UTAH LOCAL GOVERNMENTS TRUST

Top Causes (Latest 5 Policy Years)


Most Common Causes

■ Claim Count



Most Costly Causes

■ Incurred Dollars



NCCI Cause Group (WC)	Claim Count	% to Total Claims	Incurred Dollars	Average Incurred Dollars	Largest Loss
STRAIN	1,114	23%	\$6,594,025.00	\$5,919.23	\$372,682.00
FALL/SLIP	909	19%	\$8,207,568.00	\$9,029.23	\$350,316.00
STRUCK OR INJ BY	530	11%	\$2,458,237.00	\$4,638.18	\$137,928.00
CUT/PUNCTURE	529	11%	\$544,663.00	\$1,029.61	\$125,562.00
MISC OTHER	396	8%	\$763,259.00	\$1,927.42	\$59,419.00
All Other	1,358	28%	\$4,649,240.00	\$3,423.59	\$298,628.00

NCCI Cause Group (WC)	Claim Count	Incurred Dollars	% to Total Dollars	Average Incurred Dollars	Largest Loss
FALL/SLIP	909	\$8,207,568.00	35%	\$9,029.23	\$350,316.00
STRAIN	1,114	\$6,594,025.00	28%	\$5,919.23	\$372,682.00
STRUCK OR INJ BY	530	\$2,458,237.00	11%	\$4,638.18	\$137,928.00
MOTOR VEHICLE	216	\$2,037,942.00	9%	\$9,434.92	\$178,878.00
MISC OTHER	396	\$763,259.00	3%	\$1,927.42	\$59,419.00
All Other	1,671	\$3,155,961.00	14%	\$1,888.67	\$298,628.00

Organization Analysis (Latest 5 Policy Years)

Largest Number of Claims by ULGTACCT

ULGTACCT	Claim Count	% to Total Claims	Incurred Dollars	Largest Loss
UNIFIED FIRE AUTHORITY - 16080	771	16%	\$2,255,133.00	\$136,335.00
UTAH COUNTY - 14480	369	8%	\$2,541,581.00	\$350,316.00
ST GEORGE CITY - 16110	259	5%	\$992,120.00	\$75,971.00
SPANISH FORK CITY - 15610	141	3%	\$738,218.00	\$201,327.00
WASHINGTON CITY - 14680	139	3%	\$286,351.00	\$51,474.00
All Other	3,157	45%	\$16,403,589.00	\$372,682.00

Highest Claim Costs by ULGTACCT

ULGTACCT	Claim Count	Incurred Dollars	% to Total Dollars	Largest Loss
UTAH COUNTY - 14480	369	\$2,541,581.00	11%	\$350,316.00
UNIFIED FIRE AUTHORITY - 16080	771	\$2,255,133.00	10%	\$136,335.00
ST GEORGE CITY - 16110	259	\$992,120.00	4%	\$75,971.00
SPANISH FORK CITY - 15610	141	\$738,218.00	3%	\$201,327.00
SUMMIT COUNTY - 14050	76	\$617,424.00	3%	\$154,476.00
All Other	3,220	\$16,072,516.00	69%	\$372,682.00

Performance Overview Default

Workers Compensation



Date Selection Valued as of
Latest 5 Policy Years 10/2021

UTAH LOCAL GOVERNMENTS TRUST

Factors Influencing Claim Costs (Latest 5 Policy Years)

Policy Year	Claim Count	Claims with Legal Activity	Claims Reported within 3 Days	Average Length of Employment (years)	Average Age	Average Claim Duration (days)	Average Out of Work Days	Average Modified Duty Days
2017	311	9%	49%	8	43	328	27	55
2018	276	10%	48%	9	46	313	30	62
2019	257	6%	49%	8	42	251	34	58
2020	238	5%	48%	8	42	207	24	67
2021	184	3%	57%	9	44	105	18	44

Note: Indemnity (CB) claims only

Performance Overview Default

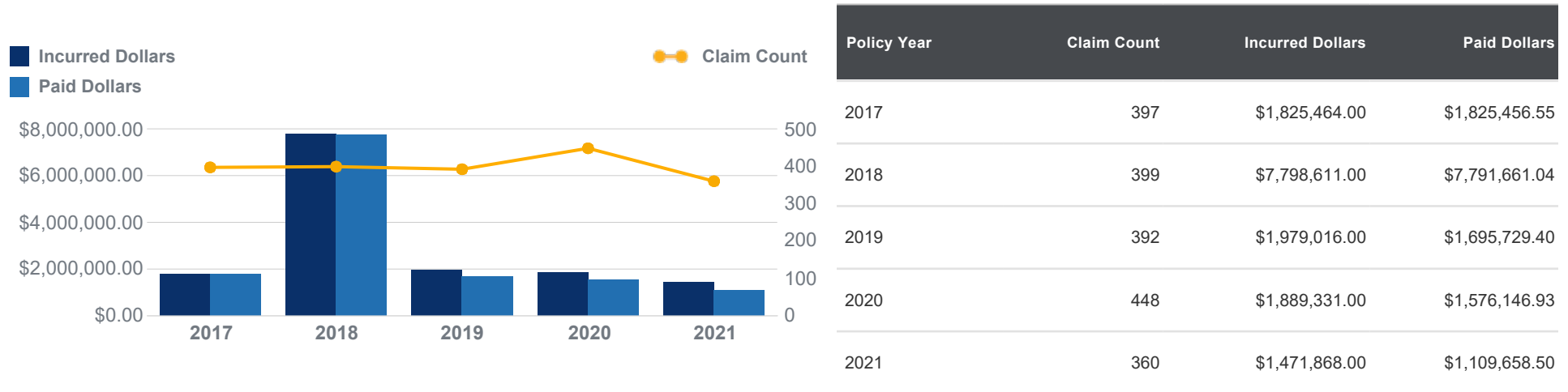
Automobile



Date Selection: Latest 5 Policy Years
 Valued as of: 10/2021

UTAH LOCAL GOVERNMENTS TRUST

Loss Summary (Latest 5 Policy Years)



Open Claims Summary (All Years)

89 Open Claims

Incurred Dollars	\$1,484,385.00
Paid Dollars	\$498,116.71
Outstanding Dollars	\$986,268.29

- 13 claims where incurred dollars are greater than or equal to \$25,000
- 45 claims open 90 days or longer
- 15 claims with legal activity

Performance Overview Default

Automobile



Date Selection: Latest 5 Policy Years
 Valued as of: 10/2021

UTAH LOCAL GOVERNMENTS TRUST

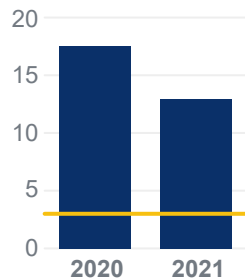
Most Expensive Open Claims (All Years)

Claimant/Driver	Claim Number	Accident Date	Incurred Dollars	Paid Dollars
ALLRED,KIM	FMW5358	02/25/2020	\$151,950.00	\$3,749.57
KELSCH,GUNNER	FKF4623	07/03/2019	\$143,642.00	\$13,925.70
Johnson,Janice	FLU1689	08/30/2019	\$106,900.00	\$7,230.35
HANSEN,MITCHEL	FCU9718	06/23/2018	\$97,500.00	\$91,352.52
GATES,JASON	FLW8134	03/16/2020	\$95,544.00	\$585.00
WILLIAMS,RICHARD	FQL3525	01/26/2021	\$84,750.00	\$0.00
ASIFOA,FRANKLIN	FMW6450	03/13/2020	\$56,889.00	\$6,655.79
NELSON,JEREMY	FQL8065	04/07/2021	\$53,152.00	\$53,152.00
EDWARDS,AMANDA	FRW7332	09/09/2021	\$48,979.00	\$0.00
MOYER,SHAYLA	FKF8553	09/04/2019	\$44,701.00	\$8,381.51

Claim Reporting Lag (Latest 2 Policy Years)

Average Lag - Accident → Travelers

Target (3 days)



Policy Year	Average Lag	Lag Days 0-3		Lag Days 4-7		Lag Days 8-10		Lag Days 11+	
		% to Total Claims	Claim Count	% to Total Claims	Claim Count	% to Total Claims	Claim Count	% to Total Claims	Claim Count
2020	17.61	42%	189	19%	85	7%	32	32%	142
2021	13.01	42%	150	19%	67	5%	19	34%	124

Lag Days measured from Accident Date to Date Reported to Travelers

Performance Overview Default

Automobile



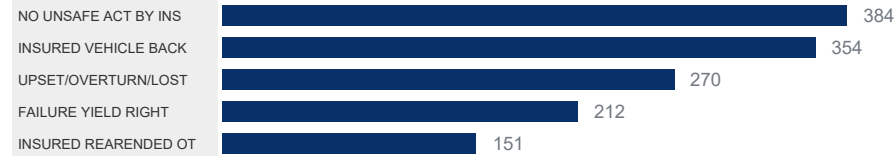
Date Selection: Latest 5 Policy Years
 Valued as of: 10/2021

UTAH LOCAL GOVERNMENTS TRUST

Top Causes (Latest 5 Policy Years)

Most Common Causes


■ Claim Count



Cause	Claim Count	% to Total Claims	Incurred Dollars	Average Incurred Dollars	Largest Loss
NO UNSAFE ACT BY INSURED - 15	384	19%	\$1,268,660.00	\$3,303.80	\$156,157.00
INSURED VEHICLE BACKED INTO OV - C6	354	18%	\$917,546.00	\$2,591.94	\$73,814.00
UPSET/OVERTURN/LOST CONTROL - C8	270	14%	\$6,448,173.00	\$23,882.12	\$4,920,855.00
FAILURE YIELD RIGHT OF WAY - C1	212	11%	\$1,940,629.00	\$9,153.91	\$153,097.00
INSURED REARENDED OTHER VEHICLE - C2	151	8%	\$1,404,878.00	\$9,303.83	\$143,642.00
All Other	625	31%	\$2,984,404.00	\$4,775.05	\$793,032.00

Most Costly Causes

■ Incurred Dollars



Cause	Claim Count	Incurred Dollars	% to Total Dollars	Average Incurred Dollars	Largest Loss
UPSET/OVERTURN/LOST CONTROL - C8	270	\$6,448,173.00	43%	\$23,882.12	\$4,920,855.00
FAILURE YIELD RIGHT OF WAY - C1	212	\$1,940,629.00	13%	\$9,153.91	\$153,097.00
INSURED REARENDED OTHER VEHICLE - C2	151	\$1,404,878.00	9%	\$9,303.83	\$143,642.00
NO UNSAFE ACT BY INSURED - 15	384	\$1,268,660.00	8%	\$3,303.80	\$156,157.00
INSURED VEHICLE BACKED INTO OV - C6	354	\$917,546.00	6%	\$2,591.94	\$73,814.00
All Other	625	\$2,984,404.00	20%	\$4,775.05	\$793,032.00

Organization Analysis (Latest 5 Policy Years)

Largest Number of Claims by ULGTACCT

ULGTACCT	Claim Count	% to Total Claims	Incurred Dollars	Largest Loss
UTAH COUNTY - 14480	216	11%	\$1,541,003.00	\$793,032.00
WASATCH FRONT WASTE & RECYCLING DIST - 17310	110	6%	\$683,821.00	\$119,675.00
COTTONWOOD HEIGHTS - 16250	85	4%	\$274,021.00	\$25,627.00
LOGAN CITY - 12230	77	4%	\$332,609.00	\$92,303.00
CACHE COUNTY - 15320	65	3%	\$234,424.00	\$34,218.00
All Other	1,443	72%	\$11,898,412.00	\$4,920,855.00

Highest Claim Costs by ULGTACCT

ULGTACCT	Claim Count	Incurred Dollars	% to Total Dollars	Largest Loss
PLEASANT GROVE CITY - 13020	34	\$5,044,638.00	34%	\$4,920,855.00
UTAH COUNTY - 14480	216	\$1,541,003.00	10%	\$793,032.00
LEHI CITY - 12180	20	\$838,737.00	6%	\$217,740.00
WASATCH FRONT WASTE & RECYCLING DIST - 17310	110	\$683,821.00	5%	\$119,675.00
LOGAN CITY - 12230	77	\$332,609.00	2%	\$92,303.00
All Other	1,539	\$6,523,482.00	44%	\$151,950.00

Performance Overview Default

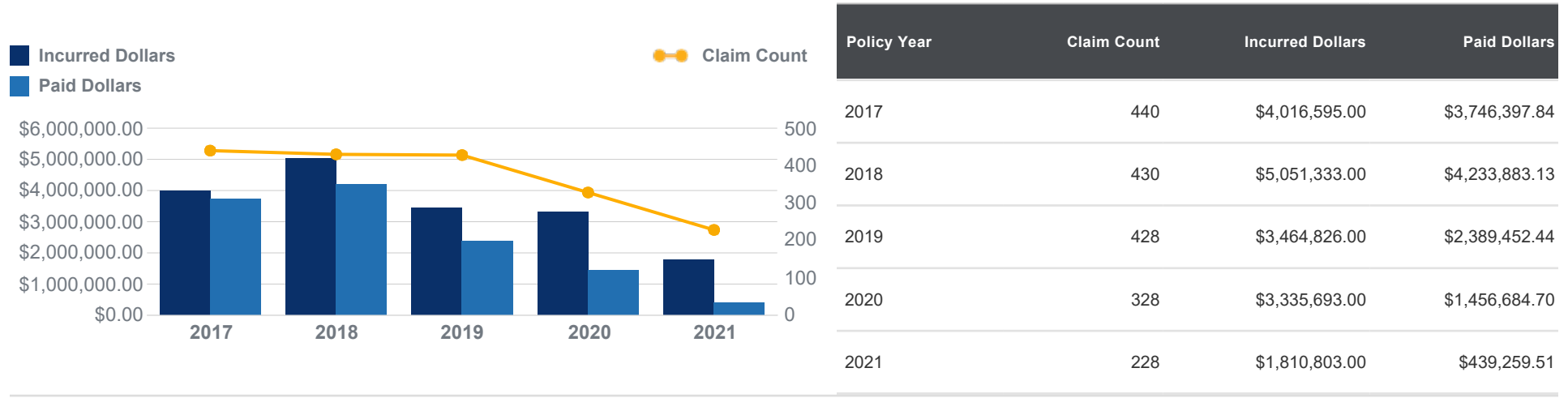
General Liability



Date Selection: Latest 5 Policy Years
 Valued as of: 10/2021

UTAH LOCAL GOVERNMENTS TRUST

Loss Summary (Latest 5 Policy Years)



Open Claims Summary (All Years)

176 Open Claims

Incurred Dollars	\$9,828,752.00
Paid Dollars	\$2,807,599.84
Outstanding Dollars	\$7,021,152.16

- 69 claims where incurred dollars are greater than or equal to \$25,000
- 118 claims open 90 days or longer
- 115 claims with legal activity

Performance Overview Default

General Liability



Date Selection: Latest 5 Policy Years
 Valued as of: 10/2021

UTAH LOCAL GOVERNMENTS TRUST

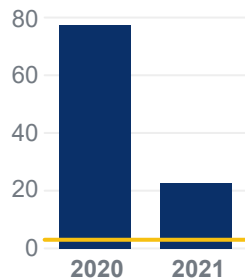
Most Expensive Open Claims (All Years)

Claimant/Driver	Claim Number	Accident Date	Incurred Dollars	Paid Dollars
TRUMAN,CONRAD	FBC2429	07/19/2013	\$1,100,000.00	\$171,623.37
BURY,HALEY	FPA8811	08/12/2020	\$541,162.00	\$27,818.00
JAMES,AARON	FQL8500	08/02/2020	\$512,000.00	\$112,601.00
SPENCER,JOSEPH	FQL7780	03/16/2021	\$500,000.00	\$0.00
FINLINSON,GEORGE	E5G4808	07/29/2014	\$405,000.00	\$205,809.69
ATKIN,FREDRICK,J	FPA4684	12/27/2019	\$313,000.00	\$49,372.71
MURRAY,TODD	ESP8789	04/01/2007	\$310,000.00	\$307,008.01
MENA,JOSE	FBU3865	09/20/2016	\$275,000.00	\$94,122.66
MARTINEZ,MARIA	FDT3414	07/11/2018	\$266,000.00	\$77,286.06
PAINTER,JOHN	FRW5261	08/03/2021	\$260,518.00	\$0.00

Claim Reporting Lag (Latest 2 Policy Years)

Average Lag - Accident → Travelers

Target (3 days)



Policy Year	Average Lag	Lag Days 0-3		Lag Days 4-7		Lag Days 8-10		Lag Days 11+	
		% to Total Claims	Claim Count	% to Total Claims	Claim Count	% to Total Claims	Claim Count	% to Total Claims	Claim Count
2020	77.51	26%	86	12%	39	5%	17	57%	186
2021	22.96	30%	68	15%	35	11%	26	43%	99

Lag Days measured from Accident Date to Date Reported to Travelers

Performance Overview Default

General Liability



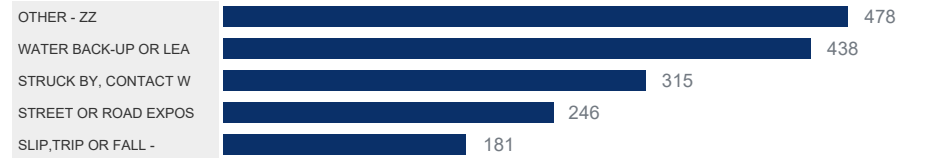
Date Selection: Latest 5 Policy Years
 Valued as of: 10/2021

UTAH LOCAL GOVERNMENTS TRUST

Top Causes (Latest 5 Policy Years)

Most Common Causes

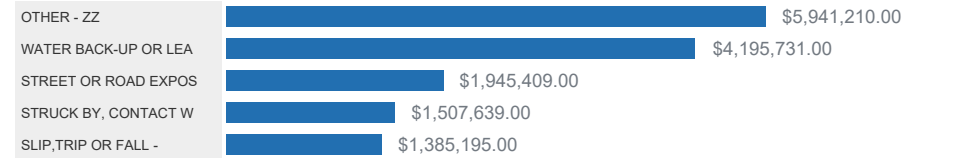
■ Claim Count



Cause	Claim Count	% to Total Claims	Incurred Dollars	Average Incurred Dollars	Largest Loss
OTHER - ZZ	478	26%	\$5,941,210.00	\$12,429.31	\$505,074.00
WATER BACK-UP OR LEAKING - TE	438	24%	\$4,195,731.00	\$9,579.29	\$260,518.00
STRUCK BY, CONTACT WITH OR CAUGHT IN - U9	315	17%	\$1,507,639.00	\$4,786.16	\$500,000.00
STREET OR ROAD EXPOSURE - U8	246	13%	\$1,945,409.00	\$7,908.17	\$699,508.00
SLIP,TRIP OR FALL - U6	181	10%	\$1,385,195.00	\$7,653.01	\$212,105.00
All Other	196	11%	\$2,704,066.00	\$13,796.26	\$512,000.00

Most Costly Causes

■ Incurred Dollars



Cause	Claim Count	Incurred Dollars	% to Total Dollars	Average Incurred Dollars	Largest Loss
OTHER - ZZ	478	\$5,941,210.00	34%	\$12,429.31	\$505,074.00
WATER BACK-UP OR LEAKING - TE	438	\$4,195,731.00	24%	\$9,579.29	\$260,518.00
STREET OR ROAD EXPOSURE - U8	246	\$1,945,409.00	11%	\$7,908.17	\$699,508.00
STRUCK BY, CONTACT WITH OR CAUGHT IN - U9	315	\$1,507,639.00	9%	\$4,786.16	\$500,000.00
SLIP,TRIP OR FALL - U6	181	\$1,385,195.00	8%	\$7,653.01	\$212,105.00
All Other	196	\$2,704,066.00	15%	\$13,796.26	\$512,000.00

Organization Analysis (Latest 5 Policy Years)

Largest Number of Claims by ULGTACCT

ULGTACCT	Claim Count	% to Total Claims	Incurred Dollars	Largest Loss
COVERAGE ONLY - 99996	117	6%	\$61,750.00	\$2,978.00
SPRINGVILLE CITY - 13980	70	4%	\$539,382.00	\$157,564.00
COTTONWOOD HEIGHTS - 16250	59	3%	\$1,195,884.00	\$512,000.00
UTAH COUNTY - 14480	57	3%	\$2,207,456.00	\$699,508.00
TOOELE COUNTY - 14190	56	3%	\$259,402.00	\$64,925.00
All Other	1,495	81%	\$13,415,376.00	\$541,162.00

Highest Claim Costs by ULGTACCT

ULGTACCT	Claim Count	Incurred Dollars	% to Total Dollars	Largest Loss
UTAH COUNTY - 14480	57	\$2,207,456.00	12%	\$699,508.00
COTTONWOOD HEIGHTS - 16250	59	\$1,195,884.00	7%	\$512,000.00
CACHE COUNTY - 15320	28	\$699,833.00	4%	\$541,162.00
LEHI CITY - 12180	10	\$544,123.00	3%	\$344,564.00
SPRINGVILLE CITY - 13980	70	\$539,382.00	3%	\$157,564.00
All Other	1,630	\$12,492,572.00	71%	\$323,505.00

Performance Overview Default

Performance Overview



Date Selection Latest 5 Policy Years
Valued as of 10/2021

UTAH LOCAL GOVERNMENTS TRUST

Parameters

Alias UTAHLGOV User Name STAGG,MIKE Run Date 11/05/2021 Schedule Indicator No

Filters

Field	Operator	Values
Policy Year	Greater Than or Equal To	2017
Carrier	Equal To	

Report Specific Criteria

Capping: No capping applied

Workers Compensation

- Loss Summary
- Open Claims Summary
 - Incurred Dollars greater than or equal to \$25,000
 - Claims open 90 days or longer
- Most Expensive Open Claims
 - Claimant/Driver: Show
- Claim Reporting Lag
 - Reporting Lag Target: 3 Days
- Top Causes
 - Show: NCCI Cause Group (WC)
- Organization Analysis
 - Organization Level: ULGTACCT
- Factors Influencing Loss Costs

Automobile

- Loss Summary
- Open Claims Summary
 - Incurred Dollars greater than or equal to \$25,000
 - Claims open 90 days or longer
- Most Expensive Open Claims
 - Claimant/Driver: Show
- Claim Reporting Lag
 - Reporting Lag Target: 3 Days
- Top Causes
- Organization Analysis
 - Organization Level: ULGTACCT

General Liability

- Loss Summary
- Open Claims Summary
 - Incurred Dollars greater than or equal to \$25,000
 - Claims open 90 days or longer
- Most Expensive Open Claims
 - Claimant/Driver: Show
- Claim Reporting Lag
 - Reporting Lag Target: 3 Days
- Top Causes
- Organization Analysis
 - Organization Level: ULGTACCT

Note: Self-Administration Occurrences are not included in this report.

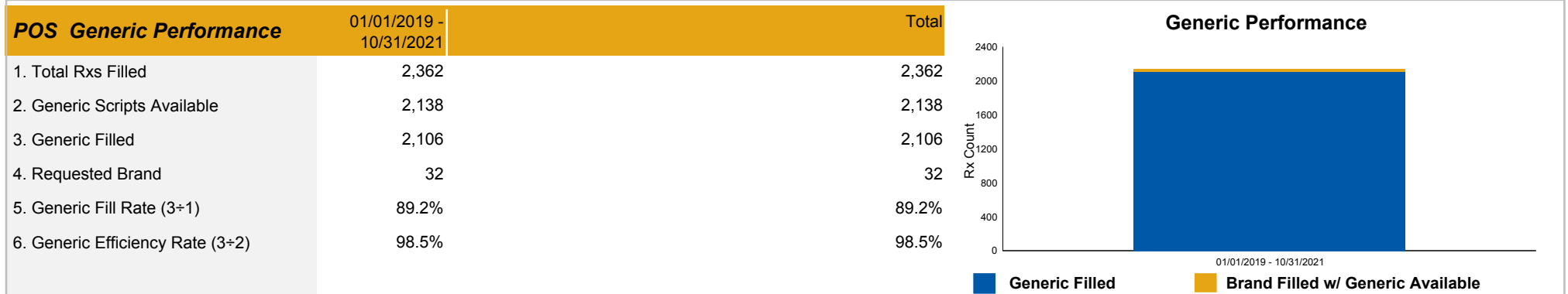
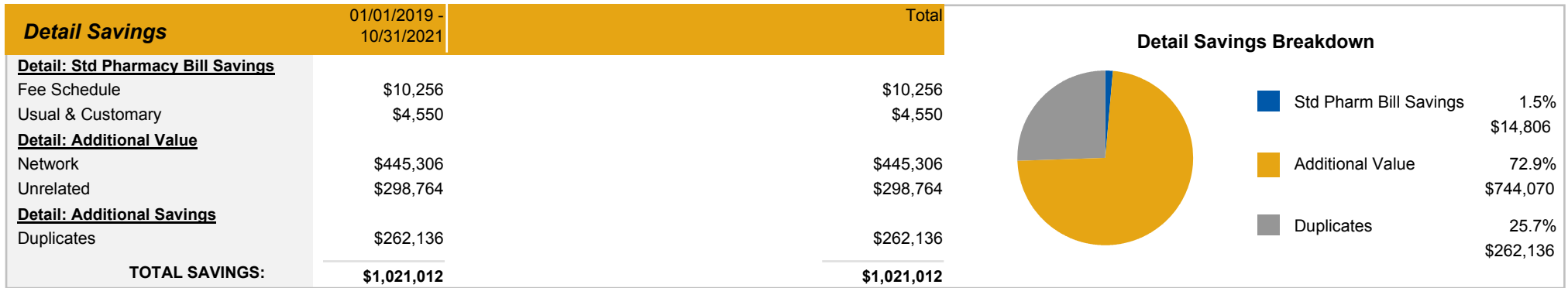
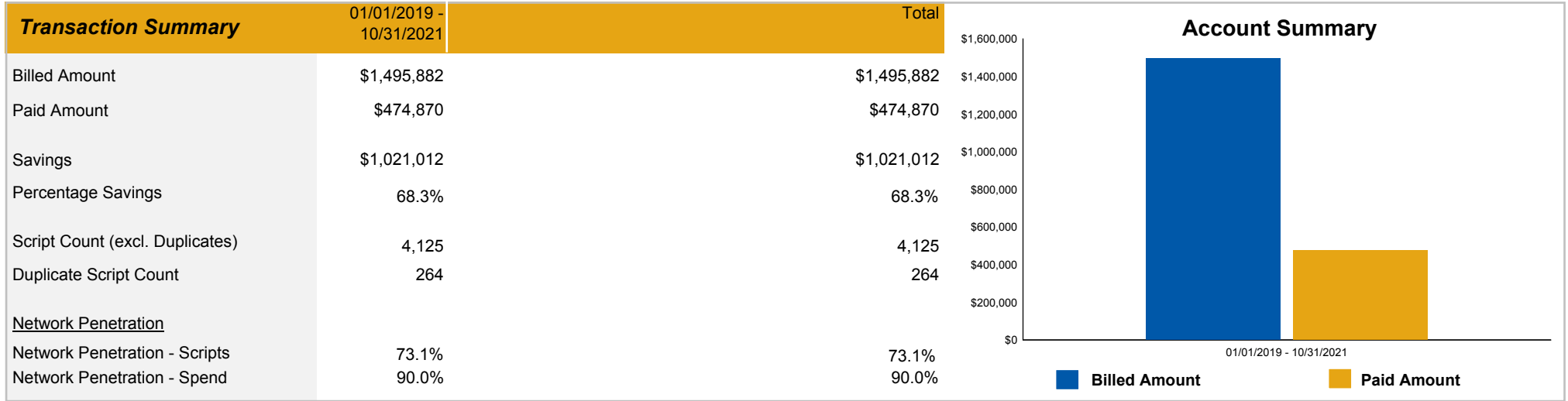
Executive Savings Summary



Date Range: 1/1/2019 to 10/31/2021

Data Source: All Field Office(s): ALL Account ID(s): 7440B9128

State of Jurisdiction: ALL Group By: No Grouping Selected Date Field: Date Submitted



Report Parameters/Header:

- Date Submitted: Date the transaction was adjudicated
- Date Filled: Date the medication was filled
- Report data is from all sources that process pharmacy transactions. Contains paid and rejected transactions.

Summary:

- Billed amount is the charge invoiced by the pharmacy
- Paid amount is the portion of the invoiced amount legally owed and paid to the pharmacy
- Savings is the difference between what was invoiced and what was legally owed and paid
- Percent savings is the Savings divided by the Billed Amount
- Script count is the total number of prescriptions during the selected time period (excludes duplicates)
- Duplicate script count is the number of prescriptions submitted more than once

Network Penetration – the total prescription dollars that were processed and paid at the point of sale.

Detail: Savings

- Detail: Standard Pharmacy Bill Savings
 - o Fee Schedule savings associated with the application of basic technology software. Invoiced charges are reduced as necessary to conform to the individual state schedules on compensable claims.
 - o Usual & Customary savings associated with the application of basic technology software. Invoiced charges are reduced as necessary to conform to the established usual & customary charges on compensable claims.
- Detail: Additional Value
 - o Network – savings associated with the application of contracted Preferred Pharmacy Network discounts for transactions processed and paid at point of sale. Includes the discount received on electronic processed out of network bills.
 - o Unrelated – Non duplicate DUR reject savings and other negotiated reductions.
- Detail: Additional Savings
 - o Duplicates – savings resulting from detecting duplicate charges submitted on the same claim.

POS Generic Performance

1. Total Rx's Filled - the total number of point of sale prescriptions during the selected time period.
2. Total Scripts Available Generically - the number of scripts that have a generic substitution
3. Generic Filled - the total number of prescriptions filled as generic medications during the service date ranges
4. Doctor/Patient Requested Brand – the number of scripts that the Doctor or the Patient required the use of a brand medication
5. Generic Fill Rate - the "Generic Filled" divided by the "Total Rx's Filled". [3 ÷ 1]
6. Generic Efficiency Rate - the "Generic Filled" prescriptions divided by the "Generic Prescriptions Available" [3 ÷ 2]

A customer charge is applied to the claim file when Travelers Pharmacy Bill Management process

- *applies the Preferred Provider Network discounts to pharmacy bills*
- *repricing the bill in accordance with the applicable state regulations*

Medical Bill Management Executive Summary

UTAH LOCAL GOVERNMENT TRUST

	Service Period 1: 2018 Thru 10/31/2021	Service Period 2: 2019 Thru 10/31/2021	Service Period 3: 2020 Thru 10/31/2021	Service Period 4: 2021 Thru 10/31/2021
Summary: Medical Bill Management				
Billed Amount	\$6,052,093	\$5,263,396	\$5,656,703	\$2,949,513
Paid Amount	\$3,151,914	\$2,721,146	\$2,851,730	\$1,548,734
Gross Savings	\$2,900,179	\$2,542,250	\$2,804,973	\$1,400,779
Cost Containment Charges	\$132,692	\$105,003	\$126,531	\$68,175
CC Charge % of Gross Savings	5%	4%	5%	5%
Net Savings	\$2,767,487	\$2,437,247	\$2,678,443	\$1,332,604
Bill Count (excluding duplicates)				
Bill Count (excluding duplicates)	5,663	4,777	4,455	2,358
Duplicate Bill Count	305	217	243	92
Network Penetration				
Network Penetration	94%	92%	90%	94%
Detail: Standard Bill Repricing Savings				
Fee Schedule	\$1,417,927	\$1,218,071	\$1,428,949	\$704,131
Usual and Customary	\$10,600	\$2,298	\$2,246	\$728
Detail: Value Added Bill Repricing Savings				
SMART Savings	\$104,309	\$62,649	\$57,792	\$22,062
Preferred Network Discount	\$229,448	\$173,916	\$265,632	\$162,655
Detail: Savings Without a Charge				
Duplicate Charges	\$948,449	\$700,013	\$937,430	\$375,263
Unrelated Charges	\$189,446	\$385,304	\$112,924	\$135,940
Total Gross Savings				
Total Gross Savings	\$2,900,179	\$2,542,250	\$2,804,973	\$1,400,779
Net Payout Per Dollar Billed				
Billed Amount	1.00	1.00	1.00	1.00
Paid Amount	.52	.52	.50	.53
Gross Savings	.48	.48	.50	.47
Cost Containment Charges	.02	.02	.02	.02
Net Savings	.46	.46	.47	.45
Paid by Policyholder	.54	.54	.53	.55

Period 1: Accidents from Policy Year 2018. Medical Services through 10/31/2021.

Period 2: Accidents from Policy Year 2019. Medical Services through 10/31/2021.

Period 3: Accidents from Policy Year 2020. Medical Services through 10/31/2021.

Period 4: Accidents from Policy Year 2021. Medical Services through 10/31/2021.

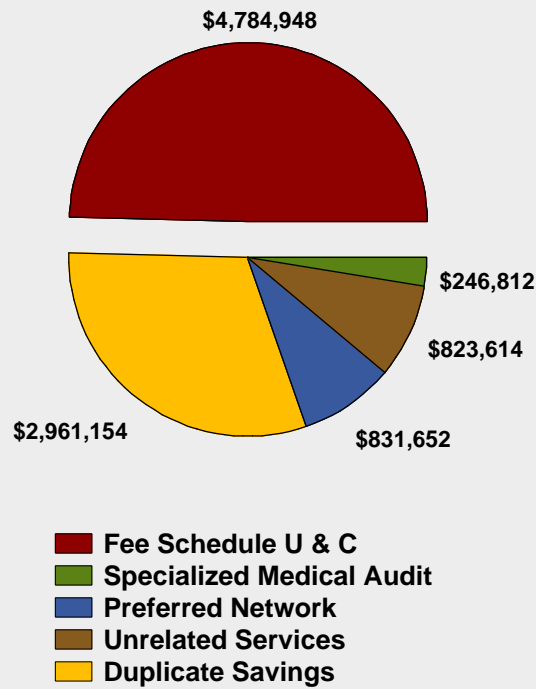
Valuation and Pay Release dates limited to 10/31/2021

Produced on 11/30/2021 at 12.07.12

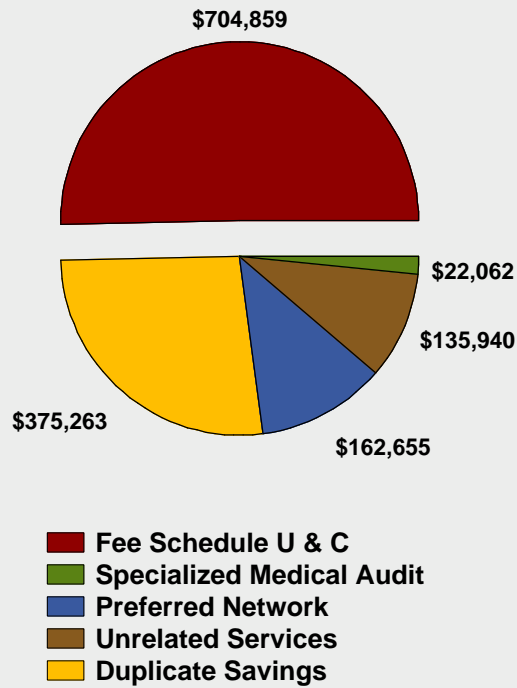
Medical Bill Management Savings by Category

UTAH LOCAL GOVERNMENT TRUST

All Years



Current Period

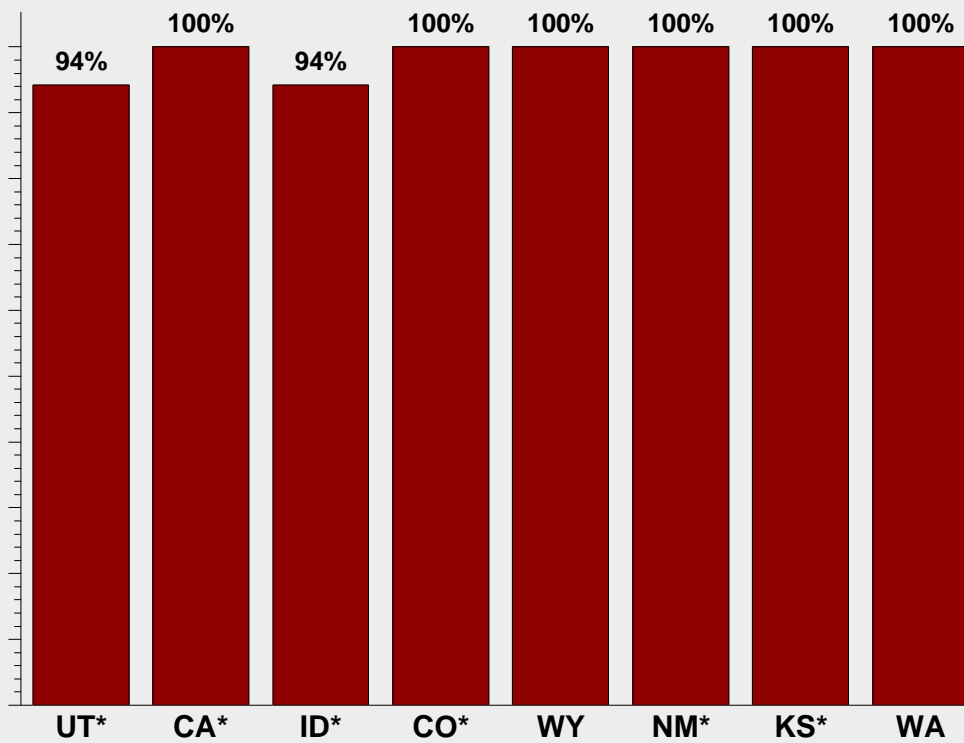


	All Years	Current Year
Billed Amount	\$19,921,705	\$2,949,513
Bill Count	17,253	2,358
Duplicate Bill Count	857	92

Medical Bill Management Network Penetration and Savings

UTAH LOCAL GOVERNMENT TRUST

Current Period Network Penetration by Total Medical Paid Per Procedure State



* Indicates states where employers have provider preference

Current Period Medical Bills, Dollars and Penetration by Procedure State

Rank	State	Bill Count	Medical Invoice	Medical Paid	Gross Savings	Savings Percent	Client Penetration	Travelers Penetration
1	UT*	2,325	\$2,896,733	\$1,525,299	\$1,371,434	47%	94%	72%
2	CA*	13	\$30,520	\$9,732	\$20,788	68%	100%	91%
3	ID*	7	\$10,691	\$8,476	\$2,214	21%	94%	82%
4	CO*	6	\$5,551	\$2,835	\$2,716	49%	100%	91%
5	WY	2	\$2,992	\$1,778	\$1,215	41%	100%	0%
6	NM*	1	\$1,314	\$425	\$889	68%	100%	81%
7	KS*	3	\$1,620	\$98	\$1,523	94%	100%	91%
8	WA	1	\$93	\$93	\$0	0%	100%	55%

DISBURSEMENT SUMMARY: Oct 2021

a. Administration		\$1,403,823
Number of disbursements	142	
1. Alliant 10/13/2021	813,622	
2. Constitution State Services 10/13/2021	116,344	
3. UNUM Life Insurance 10/21/2021	67,387	
4. PEHP Medical 10/20/2021	31,832	
5. Josh McKell 10/28/2021	17,941	

b. Payroll 1		\$887
Number of disbursements	3	
1. FCF Benefits 10/04/2021	403	
2. FCF Benefits 10/19/2021	401	
3. Utah Retirement Systems	83	
4. None		
5. None		

c. Payroll 2		\$203,434
Number of disbursements	31	
1. Payroll 10/15/2021	58,439	
2. Payroll 10/01/2021	55,487	
3. 401K 18.47% 10/01/2021	12,945	
4. 401K 18.47% 10/15/2021	12,775	
5. Fed W/H 10/15/2021	8,294	

d. CSS General/Auto Liability		\$431,704
Number of disbursements	137	
1. Brent Nyman 10/20/2021	92,000	
2. Cinema Court APA 10/01/2021	15,768	
3. Claire Hansen 10/08/2021	15,000	
4. Claire Hansen 10/15/2021	15,000	
5. Claire Hansen 10/20/2021	15,000	

DISBURSEMENT SUMMARY: Oct 2021

e. CSS Property/Auto		\$421,694
Number of disbursements	80	
1. East Carbon City 10/27/2021	77,699	
2. Robert Snell 10/27/2021	34,956	
3. Ash Creek 10/27/2021	32,199	
4. Tooele City Corp 10/19/2021	22,141	
5. Tooele County 10/11/2021	19,366	

f. CSS Workers Compensation		\$351,950
Number of disbursements	1,105	
1 Berryhill, Lorrain 10/06/2021	53,403	
2. Oleson, Paul 10/27/2021	44,777	
3. Hunter, Jed W 10/06/2021	35,827	
4. Morrow, Joshua 10/27/2021	7,482	
5. Hayes, Sarah 10/20/2021	6,178	

g. Vision		\$6,752
Number of disbursements	32	
1. Gary L. Hatch 10/15/2021	308	
2. Jeffrey M. Gines 10/01/2021	284	
3. Michael Stagg 10/01/2021	282	
4. Timothy E. Munden 10/01/2021	263	
5. Jill Murphy 10/01/2021	200	

h. Escrow		\$9,760
Number of disbursements	1	
1. C.N.A. Surety 10/06/2021	9,760	
2. None		
3. None		
4. None		
5. None		

DISBURSEMENT SUMMARY: Oct 2021

i. Investment Disbursements		\$0
Number of disbursements	0	
1. None		
2. None		
3. None		
4. None		
5. None		

k. PTIF		\$0
Number of disbursements	0	
1. None		
2. None		
3. None		
4. None		
5. None		
	TOTAL	\$2,830,003

Report Criteria:

Report type: Summary

Bank.Bank Number = 1

GL Period	Check Issue Date	Check Number	Vendor Number	Payee	Check GL Account	Amount
10/21	10/13/2021	48823	30075	Alliant Insurance Services, In	22000000	813,622.00
10/21	10/13/2021	48836	1312	Constitution State Services	22000000	116,344.00
10/21	10/21/2021	7554856	30050	UNUM LIFE INSURANCE COMPANY	22000000	67,387.16 M
10/21	10/20/2021	48909	731	PEHP Medical	22000000	31,831.78
10/21	10/28/2021	48940	1412	Josh McKell	22000000	17,941.41
10/21	10/22/2021	6378	30081	CITI Cards	22000000	16,581.96 M
10/21	10/28/2021	48933	1405	Doug Folsom	22000000	16,291.38
10/21	10/13/2021	48855	1303	NATIONAL LEAGUE OF CITIES	22000000	15,131.00
10/21	10/13/2021	48840	2014	FCF BENEFITS & ADMINISTRATION	22000000	15,000.00
10/21	10/28/2021	48939	1409	Jason Watterson	22000000	12,579.68
10/21	10/28/2021	48930	3092	Darin Palmer	22000000	11,740.77
10/21	10/28/2021	48936	1413	Greg Baumgartner	22000000	10,514.20
10/21	10/28/2021	48929	30164	Curtis Tonks	22000000	9,821.87
10/21	10/13/2021	48849	30060	Lowry & Associates, Inc.	22000000	8,086.00
10/21	10/28/2021	48955	14470	Utah Assn of Special Districts	22000000	6,000.00
10/21	10/15/2021	593152	786	Utah State Tax Commission	22000000	5,993.00 M
10/21	10/28/2021	48951	1411	Ryan D. Hatch	22000000	5,973.49
10/21	10/15/2021	344794	3014	Verizon Wireless	22000000	5,363.45 M
10/21	10/28/2021	48923	30030	Brent B. Oakeson	22000000	5,249.26
10/21	10/13/2021	48838	10910	Deseret Oasis SSD	22000000	5,060.63
10/21	10/20/2021	48885	99063	Cody Carrington	22000000	5,000.00
10/21	10/20/2021	48889	99059	Denton Peterson	22000000	5,000.00
10/21	10/20/2021	48891	99062	Edward Ingram	22000000	5,000.00
10/21	10/20/2021	48895	99060	Ginny Walker	22000000	5,000.00
10/21	10/20/2021	48899	99065	Kristi Beams	22000000	5,000.00
10/21	10/20/2021	48911	99057	Ree Schena	22000000	5,000.00
10/21	10/28/2021	48946	99056	Mark Schouten	22000000	5,000.00
10/21	10/13/2021	48824	791	Arbinger Institute	22000000	4,443.91
10/21	10/13/2021	48868	9136	Strong & Hanni Law Firm	22000000	3,686.50
10/21	10/28/2021	48925	11480	Canyonlands Health Care SSD	22000000	3,670.99
10/21	10/13/2021	48857	30198	Pine Valley Tree Service	22000000	3,200.00
10/21	10/20/2021	48896	11870	Hyrum City	22000000	3,132.00
10/21	10/13/2021	48826	99015	Brad Burton	22000000	2,888.55
10/21	10/13/2021	48829	99031	Cameron Greenhalgh	22000000	2,888.55
10/21	10/13/2021	48834	99042	Clint McMullin	22000000	2,888.55
10/21	10/13/2021	48837	99003	Daniel A. Stone	22000000	2,888.55
10/21	10/13/2021	48842	99026	Frank B Phelps	22000000	2,888.55
10/21	10/13/2021	48843	99047	Jared Roundy	22000000	2,888.55
10/21	10/13/2021	48844	99012	Joseph Church	22000000	2,888.55
10/21	10/13/2021	48848	99024	Lisa Baker	22000000	2,888.55
10/21	10/13/2021	48851	99021	Matthew Lockhart	22000000	2,888.55
10/21	10/13/2021	48852	99045	Michele Dalton & Kenneth Mathei	22000000	2,888.55
10/21	10/13/2021	48861	99046	Samantha Kirkley	22000000	2,888.55
10/21	10/13/2021	48864	99040	Shelly Hadley	22000000	2,888.55
10/21	10/13/2021	48869	99006	Summer Swope	22000000	2,888.55
10/21	10/20/2021	48883	99025	Brett Hatch	22000000	2,888.55
10/21	10/20/2021	48887	99002	Craig DeGross	22000000	2,888.55
10/21	10/20/2021	48898	99023	James Reese	22000000	2,888.55
10/21	10/20/2021	48900	99001	Lindy Robinson	22000000	2,888.55
10/21	10/20/2021	48903	99008	Mark Jacobs / Louise Gildner	22000000	2,888.55
10/21	10/20/2021	48905	99019	Mike Jensen	22000000	2,888.55
10/21	10/20/2021	48915	99028	Timothy Tuttle	22000000	2,888.55
10/21	10/20/2021	48917	99043	Tyrell Shepherd	22000000	2,888.55

GL Period	Check Issue Date	Check Number	Vendor Number	Payee	Check GL Account	Amount
10/21	10/20/2021	48912	99032	Shon and Alisha Roberts	22000000	2,842.93
10/21	10/13/2021	48828	99017	Brian & Sherilyn Wright	22000000	2,830.60
10/21	10/13/2021	48850	99030	Matthew Barton	22000000	2,814.55
10/21	10/20/2021	48910	12960	Perry City	22000000	2,794.00
10/21	10/13/2021	48822	99037	Aaron Condie	22000000	2,658.04
10/21	10/13/2021	48875	14520	Utah Local Governments Trust	22000000	2,631.53
10/21	10/20/2021	48894	11200	Ephraim City	22000000	2,589.00
10/21	10/13/2021	48870	99029	Susann Mortensen	22000000	2,585.62
10/21	10/20/2021	48880	10020	Alpine City	22000000	2,438.00
10/21	10/13/2021	48874	112	ULGT Board	22000000	2,411.29
10/21	10/13/2021	48858	99041	Renee Howard	22000000	2,399.80
10/21	10/20/2021	48902	99035	Marinda Bush	22000000	2,311.03
10/21	10/13/2021	48865	99014	Sonya Mitchell	22000000	2,310.84
10/21	10/13/2021	48841	3018	First Digital Telecom	22000000	2,294.94
10/21	10/28/2021	48950	11079	Rocky Mountain Power	22000000	2,190.54
10/21	10/13/2021	48872	11146	Taylor-Walker Consulting, LLC	22000000	2,113.00
10/21	10/20/2021	48886	99036	Colby Barton	22000000	1,969.13
10/21	10/13/2021	48877	30190	Vanguard Cleaning Systems of Utah	22000000	1,957.00
10/21	10/13/2021	48854	12490	Mona City	22000000	1,948.46
10/21	10/13/2021	48859	99038	Richard Hollingshead	22000000	1,819.79
10/21	10/13/2021	48856	99022	Patricia Smith	22000000	1,733.13
10/21	10/20/2021	48893	11170	Enoch City	22000000	1,728.00
10/21	10/20/2021	48920	14890	Willard City	22000000	1,642.00
10/21	10/20/2021	48919	14710	Washington Terrace City	22000000	1,615.61
10/21	10/28/2021	48935	792	Gallagher Benefit Services	22000000	1,539.00
10/21	10/28/2021	48945	30060	Lowry & Associates, Inc.	22000000	1,522.15
10/21	10/13/2021	48871	1225	SWIRE COCA COLA , USA	22000000	1,500.31
10/21	10/20/2021	48916	30026	Todd S. Beutler	22000000	1,500.00
10/21	10/28/2021	48937	9133	Hale & Wood, PLLC.	22000000	1,422.00
10/21	10/13/2021	48863	99033	Shana Bartell	22000000	1,415.39
10/21	10/13/2021	48860	30183	Rocky Mountain Advisory	22000000	1,393.25
10/21	10/28/2021	48921	30101	American Red Cross	22000000	1,276.80
10/21	10/20/2021	48913	99020	Stephanie & Brady Abbott	22000000	1,250.64
10/21	10/13/2021	48846	99005	Kahtryn Larsen	22000000	1,188.67
10/21	10/20/2021	48897	99018	James & Monica Carling	22000000	1,058.92
10/21	10/20/2021	48884	1229	CCI MECHANICAL SERVICE	22000000	1,041.33
10/21	10/28/2021	48943	99009	Kimberley Sawyer	22000000	1,035.83
10/21	10/13/2021	48845	99013	K. Hilary Winzenried	22000000	1,020.81
10/21	10/13/2021	48862	15520	SESD	22000000	1,000.00
10/21	10/20/2021	48914	99027	Steven Carpenter	22000000	955.76
10/21	10/13/2021	48847	11990	Kanab City	22000000	928.77
10/21	10/28/2021	48947	12320	Marriott-Slaterville City	22000000	900.34
10/21	10/20/2021	48906	10890	Mosquito Abtmt Dist-Davis	22000000	900.00
10/21	10/20/2021	48908	738	PEHP LTD	22000000	719.85
10/21	10/28/2021	48924	30056	Britain C Morris	22000000	675.00
10/21	10/13/2021	48830	821	CASELLE INC.	22000000	650.00
10/21	10/20/2021	48918	2088	Utah Labor Commission	22000000	650.00
10/21	10/28/2021	48942	30043	Ken Neilson	22000000	636.00
10/21	10/13/2021	48866	14010	Stansbury Service Agency	22000000	631.03
10/21	10/13/2021	48832	99039	Celesta Lyman	22000000	577.71
10/21	10/13/2021	48833	99034	Clint Chaston	22000000	577.71
10/21	10/13/2021	48839	99016	Donna Pritchard	22000000	577.71
10/21	10/13/2021	48873	2008	Toyota Bountiful	22000000	562.49
10/21	10/28/2021	48954	30026	Todd S. Beutler	22000000	535.12
10/21	10/28/2021	48953	3136	Stephanie L. Miller	22000000	529.52
10/21	10/28/2021	48938	11710	Highland City	22000000	518.28
10/21	10/20/2021	48882	3078	Avikey Software, LLC	22000000	500.00

GL Period	Check Issue Date	Check Number	Vendor Number	Payee	Check GL Account	Amount
10/21	10/20/2021	48888	15500	David Church	22000000	500.00
10/21	10/28/2021	48931	99055	David Kirkland	22000000	500.00
10/21	10/28/2021	48926	30039	Christopher F. Robinson	22000000	494.80
10/21	10/28/2021	48927	185	City of North SL	22000000	475.08
10/21	10/28/2021	48944	10030	Lone Peak Public Service Dist	22000000	450.26
10/21	10/28/2021	48952	30120	Shawn B. Milne	22000000	450.00
10/21	10/20/2021	48881	30101	American Red Cross	22000000	448.00
10/21	10/20/2021	48907	30125	PEHP Health & Benefits	22000000	377.48
10/21	10/28/2021	48949	30118	Robert M. Hale	22000000	320.16
10/21	10/28/2021	48932	30188	David Zook	22000000	300.00
10/21	10/28/2021	48956	17310	Wasatch Front Waste & Recy Dis	22000000	300.00
10/21	10/13/2021	48867	3032	State of Utah-Purchasing & Gen	22000000	291.84
10/21	10/13/2021	48831	1229	CCI MECHANICAL SERVICE	22000000	274.40
10/21	10/20/2021	48901	9131	Little America Hotel	22000000	257.64
10/21	10/13/2021	48879	1288	WASTE MANAGEMENT OF UT	22000000	234.79
10/21	10/14/2021	7473727	2093	Steven A.Hansen	22000000	234.31 M
10/21	10/28/2021	48941	12000	Kanarraville Town	22000000	212.65
10/21	10/22/2021	159056	30089	Zion's Bank	22000000	189.88 M
10/21	10/13/2021	48835	3142	Colonial Flag	22000000	150.00
10/21	10/28/2021	48928	3142	Colonial Flag	22000000	150.00
10/21	10/28/2021	48948	15820	North Sevier Recreation	22000000	143.00
10/21	10/28/2021	48934	11120	Emery County Fire Protection	22000000	140.54
10/21	10/14/2021	7473738	30177	Sarah Hancock	22000000	128.40 M
10/21	10/13/2021	48825	9137	Blomquist Hale Consulting	22000000	125.35
10/21	10/20/2021	48890	1220	DOMINION ENERGY	22000000	116.60
10/21	10/28/2021	48922	791	Arbinger Institute	22000000	107.39
10/21	10/13/2021	48878	3007	Wasatch Meats, Inc.	22000000	81.80
10/21	10/13/2021	48827	1410	Brady T. Loveland	22000000	79.95
10/21	10/13/2021	48876	30121	Valley Office Systems	22000000	45.07
10/21	10/13/2021	48853	30085	Mister Car Wash	22000000	44.80
10/21	10/20/2021	48904	2089	Midwest Commerical Interiors	22000000	38.67
10/21	10/20/2021	48892	30126	Enable Utah	22000000	35.00

Grand Totals:

1,403,823.07

Summary by General Ledger Account Number

GL Account	Debit	Credit	Proof
11760000	187.41	.00	187.41
16010000	6,372.00	.00	6,372.00
18000000	15,000.00	.00	15,000.00
18500000	825,631.00	.00	825,631.00
22000000	762.84	1,404,585.91-	1,403,823.07-
22510000	5,993.00	.00	5,993.00
24000000	14,604.95	.00	14,604.95
24600001	67,387.16	.00	67,387.16
40-200000	1,615.61	.00	1,615.61
42-100000	1,539.00	.00	1,539.00
5000-2000	132,094.16	.00	132,094.16
5180-0000	2,393.25	.00	2,393.25
5400-2000	48,966.00	.00	48,966.00
5420-4000	45,490.00	.00	45,490.00
5420-5000	21,888.00	.00	21,888.00
6015-0000	5,650.00	.00	5,650.00

GL Account	Debit	Credit	Proof
6030-0000	35,128.99	.00	35,128.99
6040-0000	5,724.63	.00	5,724.63
6050-1000	1,424.32	40.72-	1,383.60
6050-2000	94,530.12	.00	94,530.12
6050-3000	462.98	.00	462.98
6051-0000	607.29	.00	607.29
6056-0000	465.59	388.91-	76.68
6060-2001	2,190.54	.00	2,190.54
6060-2002	116.60	.00	116.60
6060-2003	475.08	.00	475.08
6060-4000	1,974.02	.00	1,974.02
6060-4001	3,200.00	.00	3,200.00
6060-4002	234.79	.00	234.79
6060-4003	1,957.00	.00	1,957.00
6060-5001	449.91	.00	449.91
6065-0000	45.07	.00	45.07
6075-0000	1,000.00	.00	1,000.00
6075-0100	1,952.15	.00	1,952.15
6075-0200	7,656.00	.00	7,656.00
6075-1000	8,276.10	.00	8,276.10
6075-2100	1,500.31	.00	1,500.31
6075-3000	15,223.00	.00	15,223.00
6080-0000	4,812.18	.00	4,812.18
6090-0000	291.84	.00	291.84
6095-0000	7,808.34	.00	7,808.34
6100-0000	5,108.50	.00	5,108.50
6110-0000	628.40	.00	628.40
6112-0000	2,113.00	.00	2,113.00
6120-0000	2,014.36	.00	2,014.36
6130-0000	1,364.00	333.21-	1,030.79
6240-0000	1,039.26	.00	1,039.26
Grand Totals:	<u>1,405,348.75</u>	<u>1,405,348.75-</u>	<u>.00</u>

Report Criteria:

Report type: Summary

Bank.Bank Number = 1

Report Criteria:

Report type: Summary

Bank.Bank Number = 1

GL Period	Check Issue Date	Check Number	Vendor Number	Payee	Check GL Account	Amount
10/21	10/22/2021	6378	30081	CITI Cards	22000000	16,581.96 M
10/21	10/13/2021	48822	99037	Aaron Condie	22000000	2,658.04
10/21	10/13/2021	48823	30075	Alliant Insurance Services, In	22000000	813,622.00
10/21	10/13/2021	48824	791	Arbinger Institute	22000000	4,443.91
10/21	10/13/2021	48825	9137	Blomquist Hale Consulting	22000000	125.35
10/21	10/13/2021	48826	99015	Brad Burton	22000000	2,888.55
10/21	10/13/2021	48827	1410	Brady T. Loveland	22000000	79.95
10/21	10/13/2021	48828	99017	Brian & Sherilyn Wright	22000000	2,830.60
10/21	10/13/2021	48829	99031	Cameron Greenhalgh	22000000	2,888.55
10/21	10/13/2021	48830	821	CASELLE INC.	22000000	650.00
10/21	10/13/2021	48831	1229	CCI MECHANICAL SERVICE	22000000	274.40
10/21	10/13/2021	48832	99039	Celesta Lyman	22000000	577.71
10/21	10/13/2021	48833	99034	Clint Chaston	22000000	577.71
10/21	10/13/2021	48834	99042	Clint McMullin	22000000	2,888.55
10/21	10/13/2021	48835	3142	Colonial Flag	22000000	150.00
10/21	10/13/2021	48836	1312	Constitution State Services	22000000	116,344.00
10/21	10/13/2021	48837	99003	Daniel A. Stone	22000000	2,888.55
10/21	10/13/2021	48838	10910	Deseret Oasis SSD	22000000	5,060.63
10/21	10/13/2021	48839	99016	Donna Pritchard	22000000	577.71
10/21	10/13/2021	48840	2014	FCF BENEFITS & ADMINISTRATION	22000000	15,000.00
10/21	10/13/2021	48841	3018	First Digital Telecom	22000000	2,294.94
10/21	10/13/2021	48842	99026	Frank B Phelps	22000000	2,888.55
10/21	10/13/2021	48843	99047	Jared Roundy	22000000	2,888.55
10/21	10/13/2021	48844	99012	Joseph Church	22000000	2,888.55
10/21	10/13/2021	48845	99013	K. Hilary Winzenried	22000000	1,020.81
10/21	10/13/2021	48846	99005	Kahtryn Larsen	22000000	1,188.67
10/21	10/13/2021	48847	11990	Kanab City	22000000	928.77
10/21	10/13/2021	48848	99024	Lisa Baker	22000000	2,888.55
10/21	10/13/2021	48849	30060	Lowry & Associates, Inc.	22000000	8,086.00
10/21	10/13/2021	48850	99030	Matthew Barton	22000000	2,814.55
10/21	10/13/2021	48851	99021	Matthew Lockhart	22000000	2,888.55
10/21	10/13/2021	48852	99045	Michele Dalton & Kenneth Mathei	22000000	2,888.55
10/21	10/13/2021	48853	30085	Mister Car Wash	22000000	44.80
10/21	10/13/2021	48854	12490	Mona City	22000000	1,948.46
10/21	10/13/2021	48855	1303	NATIONAL LEAGUE OF CITIES	22000000	15,131.00
10/21	10/13/2021	48856	99022	Patricia Smith	22000000	1,733.13
10/21	10/13/2021	48857	30198	Pine Valley Tree Service	22000000	3,200.00
10/21	10/13/2021	48858	99041	Renee Howard	22000000	2,399.80
10/21	10/13/2021	48859	99038	Richard Hollingshead	22000000	1,819.79
10/21	10/13/2021	48860	30183	Rocky Mountain Advisory	22000000	1,393.25
10/21	10/13/2021	48861	99046	Samantha Kirkley	22000000	2,888.55
10/21	10/13/2021	48862	15520	SESD	22000000	1,000.00
10/21	10/13/2021	48863	99033	Shana Bartell	22000000	1,415.39
10/21	10/13/2021	48864	99040	Shelly Hadley	22000000	2,888.55
10/21	10/13/2021	48865	99014	Sonya Mitchell	22000000	2,310.84
10/21	10/13/2021	48866	14010	Stansbury Service Agency	22000000	631.03
10/21	10/13/2021	48867	3032	State of Utah-Purchasing & Gen	22000000	291.84
10/21	10/13/2021	48868	9136	Strong & Hanni Law Firm	22000000	3,686.50
10/21	10/13/2021	48869	99006	Summer Swope	22000000	2,888.55
10/21	10/13/2021	48870	99029	Susann Mortensen	22000000	2,585.62
10/21	10/13/2021	48871	1225	SWIRE COCA COLA , USA	22000000	1,500.31
10/21	10/13/2021	48872	11146	Taylor-Walker Consulting, LLC	22000000	2,113.00
10/21	10/13/2021	48873	2008	Toyota Bountiful	22000000	562.49

Check Issue Dates: 10/1/21 - 10/31/21

Nov 30, 2021 08:04AM

GL Period	Check Issue Date	Check Number	Vendor Number	Payee	Check GL Account	Amount
10/21	10/13/2021	48874	112	ULGT Board	22000000	2,411.29
10/21	10/13/2021	48875	14520	Utah Local Governments Trust	22000000	2,631.53
10/21	10/13/2021	48876	30121	Valley Office Systems	22000000	45.07
10/21	10/13/2021	48877	30190	Vanguard Cleaning Systems of Utah	22000000	1,957.00
10/21	10/13/2021	48878	3007	Wasatch Meats, Inc.	22000000	81.80
10/21	10/13/2021	48879	1288	WASTE MANAGEMENT OF UT	22000000	234.79
10/21	10/20/2021	48880	10020	Alpine City	22000000	2,438.00
10/21	10/20/2021	48881	30101	American Red Cross	22000000	448.00
10/21	10/20/2021	48882	3078	Avikey Software, LLC	22000000	500.00
10/21	10/20/2021	48883	99025	Brett Hatch	22000000	2,888.55
10/21	10/20/2021	48884	1229	CCI MECHANICAL SERVICE	22000000	1,041.33
10/21	10/20/2021	48885	99063	Cody Carrington	22000000	5,000.00
10/21	10/20/2021	48886	99036	Colby Barton	22000000	1,969.13
10/21	10/20/2021	48887	99002	Craig DeGroff	22000000	2,888.55
10/21	10/20/2021	48888	15500	David Church	22000000	500.00
10/21	10/20/2021	48889	99059	Denton Peterson	22000000	5,000.00
10/21	10/20/2021	48890	1220	DOMINION ENERGY	22000000	116.60
10/21	10/20/2021	48891	99062	Edward Ingram	22000000	5,000.00
10/21	10/20/2021	48892	30126	Enable Utah	22000000	35.00
10/21	10/20/2021	48893	11170	Enoch City	22000000	1,728.00
10/21	10/20/2021	48894	11200	Ephraim City	22000000	2,589.00
10/21	10/20/2021	48895	99060	Ginny Walker	22000000	5,000.00
10/21	10/20/2021	48896	11870	Hyrum City	22000000	3,132.00
10/21	10/20/2021	48897	99018	James & Monica Carling	22000000	1,058.92
10/21	10/20/2021	48898	99023	James Reese	22000000	2,888.55
10/21	10/20/2021	48899	99065	Kristi Beams	22000000	5,000.00
10/21	10/20/2021	48900	99001	Lindy Robinson	22000000	2,888.55
10/21	10/20/2021	48901	9131	Little America Hotel	22000000	257.64
10/21	10/20/2021	48902	99035	Marinda Bush	22000000	2,311.03
10/21	10/20/2021	48903	99008	Mark Jacobs / Louise Gildner	22000000	2,888.55
10/21	10/20/2021	48904	2089	Midwest Commerical Interiors	22000000	38.67
10/21	10/20/2021	48905	99019	Mike Jensen	22000000	2,888.55
10/21	10/20/2021	48906	10890	Mosquito Abtmt Dist-Davis	22000000	900.00
10/21	10/20/2021	48907	30125	PEHP Health & Benefits	22000000	377.48
10/21	10/20/2021	48908	738	PEHP LTD	22000000	719.85
10/21	10/20/2021	48909	731	PEHP Medical	22000000	31,831.78
10/21	10/20/2021	48910	12960	Perry City	22000000	2,794.00
10/21	10/20/2021	48911	99057	Ree Schena	22000000	5,000.00
10/21	10/20/2021	48912	99032	Shon and Alisha Roberts	22000000	2,842.93
10/21	10/20/2021	48913	99020	Stephanie & Brady Abbott	22000000	1,250.64
10/21	10/20/2021	48914	99027	Steven Carpenter	22000000	955.76
10/21	10/20/2021	48915	99028	Timothy Tuttle	22000000	2,888.55
10/21	10/20/2021	48916	30026	Todd S. Beutler	22000000	1,500.00
10/21	10/20/2021	48917	99043	Tyrell Shepherd	22000000	2,888.55
10/21	10/20/2021	48918	2088	Utah Labor Commission	22000000	650.00
10/21	10/20/2021	48919	14710	Washington Terrace City	22000000	1,615.61
10/21	10/20/2021	48920	14890	Willard City	22000000	1,642.00
10/21	10/28/2021	48921	30101	American Red Cross	22000000	1,276.80
10/21	10/28/2021	48922	791	Arbinger Institute	22000000	107.39
10/21	10/28/2021	48923	30030	Brent B. Oakeson	22000000	5,249.26
10/21	10/28/2021	48924	30056	Britain C Morris	22000000	675.00
10/21	10/28/2021	48925	11480	Canyonlands Health Care SSD	22000000	3,670.99
10/21	10/28/2021	48926	30039	Christopher F. Robinson	22000000	494.80
10/21	10/28/2021	48927	185	City of North SL	22000000	475.08
10/21	10/28/2021	48928	3142	Colonial Flag	22000000	150.00
10/21	10/28/2021	48929	30164	Curtis Tonks	22000000	9,821.87
10/21	10/28/2021	48930	3092	Darin Palmer	22000000	11,740.77

GL Period	Check Issue Date	Check Number	Vendor Number	Payee	Check GL Account	Amount
10/21	10/28/2021	48931	99055	David Kirkland	22000000	500.00
10/21	10/28/2021	48932	30188	David Zook	22000000	300.00
10/21	10/28/2021	48933	1405	Doug Folsom	22000000	16,291.38
10/21	10/28/2021	48934	11120	Emery County Fire Protection	22000000	140.54
10/21	10/28/2021	48935	792	Gallagher Benefit Services	22000000	1,539.00
10/21	10/28/2021	48936	1413	Greg Baumgartner	22000000	10,514.20
10/21	10/28/2021	48937	9133	Hale & Wood, PLLC.	22000000	1,422.00
10/21	10/28/2021	48938	11710	Highland City	22000000	518.28
10/21	10/28/2021	48939	1409	Jason Watterson	22000000	12,579.68
10/21	10/28/2021	48940	1412	Josh McKell	22000000	17,941.41
10/21	10/28/2021	48941	12000	Kanarrville Town	22000000	212.65
10/21	10/28/2021	48942	30043	Ken Neilson	22000000	636.00
10/21	10/28/2021	48943	99009	Kimberley Sawyer	22000000	1,035.83
10/21	10/28/2021	48944	10030	Lone Peak Public Service Dist	22000000	450.26
10/21	10/28/2021	48945	30060	Lowry & Associates, Inc.	22000000	1,522.15
10/21	10/28/2021	48946	99056	Mark Schouten	22000000	5,000.00
10/21	10/28/2021	48947	12320	Marriott-Slaterville City	22000000	900.34
10/21	10/28/2021	48948	15820	North Sevier Recreation	22000000	143.00
10/21	10/28/2021	48949	30118	Robert M. Hale	22000000	320.16
10/21	10/28/2021	48950	11079	Rocky Mountain Power	22000000	2,190.54
10/21	10/28/2021	48951	1411	Ryan D. Hatch	22000000	5,973.49
10/21	10/28/2021	48952	30120	Shawn B. Milne	22000000	450.00
10/21	10/28/2021	48953	3136	Stephanie L. Miller	22000000	529.52
10/21	10/28/2021	48954	30026	Todd S. Beutler	22000000	535.12
10/21	10/28/2021	48955	14470	Utah Assn of Special Districts	22000000	6,000.00
10/21	10/28/2021	48956	17310	Wasatch Front Waste & Recy Dis	22000000	300.00
10/21	10/22/2021	159056	30089	Zion's Bank	22000000	189.88 M
10/21	10/15/2021	344794	3014	Verizon Wireless	22000000	5,363.45 M
10/21	10/15/2021	593152	786	Utah State Tax Commission	22000000	5,993.00 M
10/21	10/14/2021	7473727	2093	Steven A.Hansen	22000000	234.31 M
10/21	10/14/2021	7473738	30177	Sarah Hancock	22000000	128.40 M
10/21	10/21/2021	7554856	30050	UNUM LIFE INSURANCE COMPANY	22000000	67,387.16 M

Grand Totals:

1,403,823.07

Summary by General Ledger Account Number

GL Account	Debit	Credit	Proof
11760000	187.41	.00	187.41
16010000	6,372.00	.00	6,372.00
18000000	15,000.00	.00	15,000.00
18500000	825,631.00	.00	825,631.00
22000000	762.84	1,404,585.91-	1,403,823.07-
22510000	5,993.00	.00	5,993.00
24000000	14,604.95	.00	14,604.95
24600001	67,387.16	.00	67,387.16
40-200000	1,615.61	.00	1,615.61
42-100000	1,539.00	.00	1,539.00
5000-2000	132,094.16	.00	132,094.16
5180-0000	2,393.25	.00	2,393.25
5400-2000	48,966.00	.00	48,966.00
5420-4000	45,490.00	.00	45,490.00
5420-5000	21,888.00	.00	21,888.00
6015-0000	5,650.00	.00	5,650.00

GL Account	Debit	Credit	Proof
6030-0000	35,128.99	.00	35,128.99
6040-0000	5,724.63	.00	5,724.63
6050-1000	1,424.32	40.72-	1,383.60
6050-2000	94,530.12	.00	94,530.12
6050-3000	462.98	.00	462.98
6051-0000	607.29	.00	607.29
6056-0000	465.59	388.91-	76.68
6060-2001	2,190.54	.00	2,190.54
6060-2002	116.60	.00	116.60
6060-2003	475.08	.00	475.08
6060-4000	1,974.02	.00	1,974.02
6060-4001	3,200.00	.00	3,200.00
6060-4002	234.79	.00	234.79
6060-4003	1,957.00	.00	1,957.00
6060-5001	449.91	.00	449.91
6065-0000	45.07	.00	45.07
6075-0000	1,000.00	.00	1,000.00
6075-0100	1,952.15	.00	1,952.15
6075-0200	7,656.00	.00	7,656.00
6075-1000	8,276.10	.00	8,276.10
6075-2100	1,500.31	.00	1,500.31
6075-3000	15,223.00	.00	15,223.00
6080-0000	4,812.18	.00	4,812.18
6090-0000	291.84	.00	291.84
6095-0000	7,808.34	.00	7,808.34
6100-0000	5,108.50	.00	5,108.50
6110-0000	628.40	.00	628.40
6112-0000	2,113.00	.00	2,113.00
6120-0000	2,014.36	.00	2,014.36
6130-0000	1,364.00	333.21-	1,030.79
6240-0000	1,039.26	.00	1,039.26
Grand Totals:	1,405,348.75	1,405,348.75-	.00

Report Criteria:

Report type: Summary

Bank.Bank Number = 1

Payroll Disbursements by Amount

Oct 2021

GL CODE	DATE	DESCRIPTION	AMOUNT
22100000	10/15/2021	PAYROLL	58,439.33
22100000	10/01/2021	PAYROLL	55,486.90
22200000	10/01/2021	401K 18.47%	12,945.11
22200000	10/15/2021	401K 18.47%	12,775.15
22500000	10/15/2021	Fed W/H	8,294.22
22500000	10/01/2021	Fed W/H	6,810.56
22500000	10/15/2021	S.S. ER	5,869.28
22500000	10/01/2021	S.S. ER	5,499.69
22500000	10/15/2021	S.S. EE	4,617.84
22500000	10/01/2021	S.S. EE	4,318.29
22200000	10/15/2021	401K EE	4,172.85
22500000	10/15/2021	UT ST INCOME TAX	3,933.62
22500000	10/01/2021	UT ST INCOME TAX	3,750.72
22200000	10/15/2021	401K MATCH 5.5%	3,532.96
22200000	10/01/2021	401K EE	3,503.59
22200000	10/01/2021	401K MATCH 5.5%	3,300.23
22500000	10/15/2021	S.S. EE	1,251.43
22500000	10/01/2021	S.S. EE	1,181.35
22200000	10/01/2021	457 EE \$	1,000.00
22200000	10/15/2021	457 EE \$	1,000.00
22200000	10/01/2021	401K EE Loan	348.51
22200000	10/15/2021	401K EE Loan	348.51
22200000	10/01/2021	Roth EE \$	280.76
22200000	10/15/2021	Roth EE \$	280.76
6130-0000	10/15/2021	ADP Charges EZ Run	130.85
22500000	10/01/2021	S.S. EE	106.41
22500000	10/15/2021	S.S. EE	106.41
6130-0000	10/01/2021	ADP Charges EZ Run	79.90
6130-0000	10/15/2021	ADP Charges EZ Labor-Monthly	37.79
22500000	10/01/2021	SUTA	15.59
22500000	10/15/2021	SUTA	15.59
Total	31		203,434.20

Payroll Disbursements by Date

Oct 2021

GL CODE	DATE	DESCRIPTION	AMOUNT
22100000	10/01/2021	PAYROLL	55,486.90
22500000	10/01/2021	S.S. EE	4,318.29
22500000	10/01/2021	S.S. EE	1,181.35
22500000	10/01/2021	S.S. EE	106.41
22500000	10/01/2021	S.S. ER	5,499.69
22500000	10/01/2021	Fed W/H	6,810.56
22500000	10/01/2021	UT ST INCOME TAX	3,750.72
22500000	10/01/2021	SUTA	15.59
6130-0000	10/01/2021	ADP Charges EZ Run	79.90
22200000	10/01/2021	401K EE	3,503.59
22200000	10/01/2021	401K EE Loan	348.51
22200000	10/01/2021	457 EE \$	1,000.00
22200000	10/01/2021	Roth EE \$	280.76
22200000	10/01/2021	401K MATCH 5.5%	3,300.23
22200000	10/01/2021	401K 18.47%	12,945.11
22100000	10/15/2021	PAYROLL	58,439.33
22500000	10/15/2021	S.S. EE	4,617.84
22500000	10/15/2021	S.S. EE	1,251.43
22500000	10/15/2021	S.S. EE	106.41
22500000	10/15/2021	S.S. ER	5,869.28
22500000	10/15/2021	Fed W/H	8,294.22
22500000	10/15/2021	UT ST INCOME TAX	3,933.62
22500000	10/15/2021	SUTA	15.59
6130-0000	10/15/2021	ADP Charges EZ Run	130.85
6130-0000	10/15/2021	ADP Charges EZ Labor-Monthly	37.79
22200000	10/15/2021	401K EE	4,172.85
22200000	10/15/2021	401K EE Loan	348.51
22200000	10/15/2021	457 EE \$	1,000.00
22200000	10/15/2021	Roth EE \$	280.76
22200000	10/15/2021	401K MATCH 5.5%	3,532.96
22200000	10/15/2021	401K 18.47%	12,775.15
Total	31		\$ 203,434.20

Report Criteria:

Report type: Summary
 Bank.Bank Number = 5

GL Period	Check Issue Date	Check Number	Vendor Number	Payee	Check GL Account	Amount
10/21	10/04/2021	12735	2014	FCF BENEFITS & ADMINISTRATION	22000000	402.71
10/21	10/19/2021	12736	2014	FCF BENEFITS & ADMINISTRATION	22000000	400.71
10/21	10/19/2021	12737	9092	Utah Retirement Systems	22000000	83.22
Grand Totals:						886.64

Summary by General Ledger Account Number

GL Account	Debit	Credit	Proof
22000000	.00	886.64-	886.64-
22050000	711.42	.00	711.42
22200000	83.22	.00	83.22
6130-0000	92.00	.00	92.00
Grand Totals:	886.64	886.64-	.00

Report Criteria:

Report type: Summary
 Bank.Bank Number = 5

GL Period	Check Issue Date	Check Number	Vendor Number	Payee	Check GL Account	Amount
10/21	10/04/2021	12735	2014	FCF BENEFITS & ADMINISTRATION	22000000	402.71
10/21	10/19/2021	12736	2014	FCF BENEFITS & ADMINISTRATION	22000000	400.71
10/21	10/19/2021	12737	9092	Utah Retirement Systems	22000000	83.22
Grand Totals:						886.64

Summary by General Ledger Account Number

GL Account	Debit	Credit	Proof
22000000	.00	886.64-	886.64-
22050000	711.42	.00	711.42
22200000	83.22	.00	83.22
6130-0000	92.00	.00	92.00
Grand Totals:	886.64	886.64-	.00

**CSS General Liability & Auto Liability Disbursements
Oct 2021 - By Check Amount**

Client Code	Organization Code	Adjusting Office	State	Claim Designator	Policy Effective Date	Policy Number	Line	Claim Number	Payment Type	Claimant Name	Loss Date	Charge Date	Check Number	Check Amount
BH4	12230003013	028	UT	LR	01/01/2021	306T6216	GL	FRW5281	C	BRENT NYMAN	08/05/2021	10/20/2021	67800978	92,000.00
BH4	11490022007	028	UT	AD	01/01/2021	306T6228	AL	FRW7165	C	/CINEMA COURT APA	09/06/2021	10/01/2021	67788163	15,768.20
BH4	14180007020	028	UT	LR	01/01/2021	306T6216	GL	FRW5210	C	HANSEN CLAIRE	08/01/2021	10/08/2021	67793374	15,000.00
BH4	14180007020	028	UT	LR	01/01/2021	306T6216	GL	FRW5210	C	HANSEN CLAIRE	08/01/2021	10/15/2021	67798849	15,000.00
BH4	14180007020	028	UT	LR	01/01/2021	306T6216	GL	FRW5210	C	HANSEN CLAIRE	08/01/2021	10/20/2021	67800977	15,000.00
BH4	12230003015	028	UT	LR	01/01/2019	306T6216	GL	FPA2400	E	MILLER ERNEST	06/24/2019	10/07/2021	67793224	13,620.11
BH4	17310003	028	UT	AB	01/01/2019	306T6228	AL	FLW0331	C	SANCHEZ MELINA	10/03/2019	10/01/2021	67788701	13,000.00
BH4	14180007020	028	UT	LR	01/01/2021	306T6216	GL	FRW6605	C	MARILYN T BRYANT	08/01/2021	10/20/2021	67800979	12,858.00
BH4	16000	028	UT	PP	01/01/2018	306T6228	AL	FCU9718	C	HANSEN MITCHEL	06/23/2018	10/13/2021	67796328	12,500.00
BH4	12360001	028	UT	LR	01/01/2021	306T6216	GL	FQL7580	C	RUSS JAMES	03/20/2021	10/07/2021	67793228	12,000.00
BH4	17310003	028	UT	AB	01/01/2019	306T6228	AL	FLW0331	C	SANCHEZ MELINA	10/03/2019	10/18/2021	67799860	10,500.00
BH4	17310003	028	UT	AB	01/01/2019	306T6228	AL	FLW0331	C	SANCHEZ MELINA	10/03/2019	10/12/2021	67795230	9,880.00
BH4	16670	028	UT	LR	01/01/2020	306T6216	GL	FMW4407	E	NADELBERG ROBERT	02/13/2020	10/28/2021	67808854	9,800.04
BH4	16140003	028	UT	LR	01/01/2019	306T6216	GL	FPA4684	E	ATKIN FREDRICK J	12/27/2019	10/07/2021	67793225	9,431.21
BH4	10750007	028	UT	LR	01/01/2018	306T6216	GL	FDT3414	E	MARTINEZ MARIA	07/11/2018	10/11/2021	67794793	9,097.50
BH4	16250030	028	UT	LR	01/01/2018	306T6216	GL	FKP2777	E	JAMES ZANE	05/29/2018	10/07/2021	67793223	9,012.00
BH4	16250030	028	UT	LR	01/01/2020	306T6425	GL	FQL8500	E	JAMES AARON	08/02/2020	10/11/2021	67794798	8,722.00
BH4	10580	028	UT	LR	01/01/2021	306T6216	GL	FRW5710	E	BERRY W-GLADE	06/10/2021	10/07/2021	67793065	7,911.00
BH4	20110	028	UT	AD	01/01/2021	306T6228	AL	FRW6134	C	HATCH LANCE	08/18/2021	10/08/2021	C1111111	7,865.01
BH4	15080003	028	UT	LR	01/01/2020	306T6216	GL	FMW5553	C	/MOFFAT CONSTRUCT	02/28/2020	10/11/2021	67794160	7,589.19
BH4	17900	028	UT	LR	01/01/2020	306T6216	GL	FQL2984	E	WIMMER CARL	12/09/2020	10/08/2021	67793956	6,927.00
BH4	12230003015	028	UT	LR	01/01/2019	306T6216	GL	FPA2400	E	MILLER ERNEST	06/24/2019	10/27/2021	2293170	5,637.53
BH4	14480002	028	UT	LR	01/01/2019	306T6216	GL	FQL9595	E	MICHAEL ROY	01/31/2019	10/05/2021	67790110	5,575.00
BH4	14190GLX	028	UT	LR	01/01/2019	306T6216	GL	FQL7100	E	/EDRA COMMUNITY A	12/04/2019	10/12/2021	67795560	5,416.00
BH4	14480022	028	UT	LR	01/01/2014	306T6216	GL	ESG4808	E	FINLINSON GEORGE	07/29/2014	10/15/2021	67799160	5,415.50
BH4	14910	028	UT	LR	01/01/2021	306T6216	GL	FRW6084	E	TANNIN FUJA	04/14/2021	10/22/2021	67804825	5,308.00
BH4	12940022	028	UT	LR	01/01/2020	306T6216	GL	FMW8550	E	/ABSOLUTE HEATING	03/16/2020	10/28/2021	67808907	5,267.25
BH4	12810002	028	UT	LR	01/01/2021	306T6216	GL	FRW7060	C	CARL POND	09/03/2021	10/13/2021	67795749	5,145.85
BH4	16080ALX	028	UT	AD	01/01/2021	306T6228	AL	FRW7418	C	DUSTIN RABUN	09/09/2021	10/25/2021	67805065	5,028.95
BH4	12940ALX	028	UT	AD	01/01/2021	306T6228	AL	FRW8796	C	MARY DAME	09/28/2021	10/18/2021	67799579	4,954.95
BH4	14580010	028	UT	LR	01/01/2018	306T6216	GL	FMW0589	E	THOMAS DARIN	05/05/2018	10/26/2021	67805871	4,573.35
BH4	16000	028	UT	PP	01/01/2018	306T6228	AL	FCU9718	E	HANSEN MITCHEL	06/23/2018	10/13/2021	67796013	3,492.50
BH4	15320005	028	UT	AD	01/01/2021	306T6228	AL	FRW7787	C	DAVIS JESSI	07/19/2021	10/01/2021	67788165	3,200.83
BH4	12320	028	UT	LR	01/01/2021	306T6216	GL	FRW9507	C	KROIX HATCH	07/28/2021	10/29/2021	67809809	3,083.17
BH4	12940ALX	028	UT	AD	01/01/2021	306T6228	AL	FRW8796	C	MARY DAME	09/28/2021	10/26/2021	67805708	2,690.89
BH4	14190013	028	UT	LR	01/01/2018	306T6216	GL	FKP2396	E	BERLIN AMY M	03/15/2018	10/07/2021	67793222	2,684.00

**CSS General Liability & Auto Liability Disbursements
Oct 2021 - By Check Amount**

Client Code	Organization Code	Adjusting Office	State	Claim Designator	Policy Effective Date	Policy Number	Line	Claim Number	Payment Type	Claimant Name	Loss Date	Charge Date	Check Number	Check Amount
BH4	14580010	028	UT	LR	01/01/2018	306T6216	GL	FMW0589	E	THOMAS DARIN	05/05/2018	10/11/2021	67794796	2,643.50
BH4	12830	028	UT	AD	01/01/2021	306T6228	AL	FQJ5915	C	/LDS CHUCH, CHURC	06/08/2021	10/25/2021	67805192	2,582.32
BH4	16000	028	UT	PP	01/01/2018	306T6228	AL	FCU9718	E	HANSEN MITCHEL	06/23/2018	10/13/2021	67796315	2,500.00
BH4	11490022007	028	UT	AD	01/01/2021	306T6228	AL	FRW7165	C	/CINEMA COURT APA	09/06/2021	10/13/2021	147814	2,500.00
BH4	10580	028	UT	LR	01/01/2020	306T6216	GL	FPA5457	E	/JP BARRY CONSTRU	08/19/2020	10/22/2021	67804827	2,430.00
BH4	14520	028	UT	LR	01/01/2020	306T6216	GL	FQL0193	E	BRUCE NATALIE	05/18/2020	10/15/2021	67799325	2,026.53
BH4	13300	028	UT	LR	01/01/2018	306T6216	GL	FEX4303	E	ROGERS BRAXTON	02/05/2018	10/07/2021	67792878	2,017.65
BH4	10600	028	UT	LR	01/01/2020	306T6216	GL	FQJ0970	E	SANDERSON BRENT	09/09/2020	10/01/2021	67788700	2,006.00
BH4	13980009	028	UT	PP	01/01/2021	306T6228	AL	FRW8171	C	BRITTANY MORTENSE	09/18/2021	10/15/2021	429275	2,000.00
BH4	13660004	028	UT	AD	01/01/2021	306T6228	AL	FQL7498	C	EMILY PARRY	03/25/2021	10/25/2021	67805396	1,987.10
BH4	16250020	028	UT	LR	01/01/2018	306T6216	GL	FCU8228	E	WALLIS DONNA	03/30/2018	10/01/2021	67788695	1,830.00
BH4	11690ALX	028	UT	AD	01/01/2021	306T6228	AL	FRW6893	C	JORQUERA MARGARET	09/01/2021	10/04/2021	67789399	1,828.52
BH4	14190ALX	028	UT	AB	01/01/2021	306T6228	AL	FNF9695	C	GREENUP AMBER	01/07/2021	10/29/2021	67809273	1,594.00
BH4	13050	028	UT	LR	01/01/2017	306T6216	GL	FKP5700	E	/CRS CONSULTING	01/01/2017	10/26/2021	67805899	1,560.35
BH4	12180	028	UT	LR	01/01/2021	306T6216	GL	FRW5054	E	DUANE CHASE	07/30/2021	10/07/2021	67793063	1,498.50
BH4	11640GLX	028	UT	LR	01/01/2021	306T6216	GL	FRW5965	E	JARVIE JASON	08/03/2021	10/07/2021	67793066	1,498.50
BH4	12420	028	UT	LR	01/01/2020	306T6216	GL	FRW5165	E	/IMAGINE DEVELOPM	06/16/2020	10/07/2021	67793064	1,374.75
BH4	13980009	028	UT	LR	01/01/2020	306T6216	GL	FPA3282	E	JACKSON ANDREW	07/17/2020	10/07/2021	67793060	1,345.50
BH4	16670	028	UT	LR	01/01/2021	306T6216	GL	FQL9728	E	/MUSTANG DEVELOPE	04/12/2021	10/11/2021	67794800	1,334.00
BH4	14190004	028	UT	LR	01/01/2017	306T6216	GL	FCU2638	E	ROMERO DALTON	05/09/2017	10/01/2021	67788505	1,321.18
BH4	14050GLX	028	UT	LR	01/01/2021	306T6216	GL	FQL4640	E	/RESORT CENTER AS	02/12/2021	10/08/2021	67793957	1,320.00
BH4	11690ALX	028	UT	AD	01/01/2021	306T6228	AL	FRW6893	C	JORQUERA MARGARET	09/01/2021	10/15/2021	2290560	1,300.75
BH4	12180	028	UT	LR	01/01/2017	306T6216	GL	E9T9238	E	JOLLEY BRIAN	02/22/2017	10/01/2021	67788698	1,297.12
BH4	16250030	028	UT	AD	01/01/2021	306T6228	AL	FRW8191	C	ANDREW HANSON	09/16/2021	10/19/2021	2290870	1,263.83
BH4	13020007	028	UT	LR	01/01/2017	306T6216	GL	FLU0671	E	THAYNE TRENT	12/17/2017	10/11/2021	67794795	1,219.00
BH4	11520	028	UT	AD	01/01/2021	306T6228	AL	FRW7983	C	TRACY BALSLEY	09/07/2021	10/29/2021	67809278	1,200.00
BH4	16000	028	UT	PP	01/01/2018	306T6228	AL	FCU9718	E	HANSEN MITCHEL	06/23/2018	10/13/2021	67796186	1,186.00
BH4	306T5220CSSC	028	UT	LR	01/01/2021	306T6425	GL	FRW9697	E	/STATE STREET PAR	04/29/2021	10/25/2021	67805523	1,142.50
BH4	17820	028	UT	LR	01/01/2020	306T6216	GL	FQL4985	E	GLAUSER SAMUEL	02/23/2020	10/07/2021	67793226	1,123.00
BH4	12600002	028	UT	AD	01/01/2021	306T6228	AL	FRW8936	C	BEN GULL	07/24/2021	10/13/2021	67795750	1,107.54
BH4	14600	028	UT	LR	01/01/2018	306T6216	GL	FEX2696	E	LAW JESSICA M	01/20/2018	10/01/2021	67788697	1,040.00
BH4	15530004	028	UT	PP	01/01/2019	306T6228	AL	FLU1689	E	MILLER MARIA	08/30/2019	10/22/2021	67804646	1,023.75
BH4	12360ALX	028	UT	LR	01/01/2019	306T6216	GL	FPA8370	E	VICTOR G CARSON	10/22/2019	10/22/2021	67804647	1,001.25
BH4	14600	028	UT	LR	01/01/2018	306T6216	GL	FEX2696	E	LAW JESSICA M	01/20/2018	10/28/2021	67809091	1,000.00
BH4	15320005	028	UT	LR	01/01/2020	306T6216	GL	FPA8811	E	BURY HALEY	08/12/2020	10/11/2021	67794797	994.00
BH4	13030	028	UT	AB	01/01/2021	306T6228	AL	FRW4967	C	NICOLE HOUSEHOLDE	07/28/2021	10/18/2021	67799576	949.91

**CSS General Liability & Auto Liability Disbursements
Oct 2021 - By Check Amount**

Client Code	Organization Code	Adjusting Office	State	Claim Designator	Policy Effective Date	Policy Number	Line	Claim Number	Payment Type	Claimant Name	Loss Date	Charge Date	Check Number	Check Amount
BH4	14480ALX	028	UT	AD	01/01/2021	306T6228	AL	FRW8494	C	SHAQUEL RHODES	09/28/2021	10/20/2021	67803349	942.12
BH4	14480ALX	028	UT	AD	01/01/2021	306T6228	AL	FRW8494	C	SHAQUEL RHODES	09/28/2021	10/27/2021	151263	942.12
BH4	12110002	028	UT	LR	01/01/2021	306T6216	GL	FRW7809	E	AMBER CROUSE	05/12/2021	10/22/2021	67804826	924.00
BH4	13200007	028	UT	LR	01/01/2019	306T6216	GL	FPA4687	E	ATKIN JEREMY F	12/27/2019	10/08/2021	67793572	880.00
BH4	12180	028	UT	LR	01/01/2018	306T6216	GL	FDT5833	E	PILLSBURY DAWN	05/29/2018	10/11/2021	67794794	861.50
BH4	15320001	028	UT	LR	01/01/2018	306T6216	GL	FPA9732	E	LAKHUMNA VIVEK	05/11/2018	10/26/2021	67806209	845.00
BH4	12180	028	UT	PP	01/01/2019	306T6228	AL	FKF8553	E	MOYER SHAYLA	09/04/2019	10/12/2021	67795375	789.75
BH4	14190005	028	UT	LR	01/01/2019	306T6216	GL	FPA3276	E	WEBB KENNETH J	09/04/2019	10/12/2021	67795559	713.00
BH4	16280	028	UT	LR	01/01/2019	306T6216	GL	FQL8836	E	ARMSTRONG CHARLES	03/21/2019	10/15/2021	67799324	694.00
BH4	13300	028	UT	LR	01/01/2018	306T6216	GL	FEX4303	E	ROGERS BRAXTON	02/05/2018	10/01/2021	2286313	651.60
BH4	17820	028	UT	LR	01/01/2021	306T6216	GL	FRW4140	E	HACKETT JARED	06/30/2021	10/07/2021	67793062	614.25
BH4	13640003	028	UT	AD	01/01/2021	306T6228	AL	FRW8358	C	SHERRELLE PONTARE	09/25/2021	10/18/2021	67799578	569.19
BH4	11740	028	UT	LR	01/01/2018	306T6216	GL	FEX3647	E	SMITH KELLY C	12/04/2018	10/28/2021	67809101	561.50
BH4	16250030	028	UT	LR	01/01/2020	306T6425	GL	FQL8500	E	JAMES AARON	08/02/2020	10/08/2021	67793573	555.00
BH4	13270	028	UT	LR	01/01/2016	306T6216	GL	E7V9916	E	OLSEN JOEL	07/27/2016	10/08/2021	67793953	550.00
BH4	12180	028	UT	LR	01/01/2019	306T6216	GL	FRW2274	E	ROYER DANIEL	09/08/2019	10/11/2021	67794644	504.00
BH4	16250030	028	UT	AD	01/01/2021	306T6228	AL	FRW8191	C	ANDREW HANSON	09/16/2021	10/21/2021	2292062	480.04
BH4	14190004	028	UT	LR	01/01/2019	306T6216	GL	FQL1450	E	MATHEWS KYLE T	01/24/2019	10/25/2021	67805522	476.00
BH4	14480	028	UT	LR	01/01/2017	306T6216	GL	FKP5582	E	RODRIGUEZ NEREIDA	11/22/2017	10/08/2021	67793954	440.00
BH4	14240	028	UT	LR	01/01/2021	306T6216	GL	FRW5702	E	DUDLESTON COLLEEN	03/03/2021	10/12/2021	67795378	438.75
BH4	14260GLX	028	UT	LR	01/01/2021	306T6216	GL	FRW7695	C	COLE FRONK	09/14/2021	10/28/2021	67808555	408.35
BH4	13050	028	UT	LR	01/01/2017	306T6216	GL	FKP5700	E	/CRS CONSULTING	01/01/2017	10/15/2021	67799035	380.00
BH4	13160001	028	UT	LR	01/01/2020	306T6216	GL	FPA9355	E	MCARTHUR GAI	11/03/2020	10/25/2021	67805521	375.00
BH4	12810	028	UT	LR	01/01/2014	306T6216	GL	E1E6877	E	UTRILLA DAVID	08/05/2014	10/29/2021	67809907	375.00
BH4	10750007	028	UT	LR	01/01/2018	306T6216	GL	FDT3414	E	MARTINEZ MARIA	07/11/2018	10/28/2021	67809102	367.90
BH4	12320	028	UT	LR	01/01/2021	306T6216	GL	FRW9507	C	KROIX HATCH	07/28/2021	10/29/2021	67809908	362.34
BH4	11690ALX	028	UT	AD	01/01/2021	306T6228	AL	FRW6893	C	JORQUERA MARGARET	09/01/2021	10/15/2021	67799308	360.47
BH4	12940	028	UT	LR	01/01/2021	306T6216	GL	FRW4737	C	CRUZ-PEREZ SALVAD	07/18/2021	10/20/2021	67801358	347.41
BH4	11910GLX	028	UT	LR	01/01/2021	306T6216	GL	FRW5982	E	DREWRY JOHN	08/16/2021	10/14/2021	67798597	340.00
BH4	14910	028	UT	LR	01/01/2019	306T6216	GL	FMW6157	E	FUJA TANNIN	07/22/2019	10/22/2021	67804824	310.00
BH4	11030001	028	UT	LR	01/01/2018	306T6216	GL	FDT2979	E	ORME EVELEE	07/28/2018	10/07/2021	67793059	292.50
BH4	14680002	028	UT	LR	01/01/2019	306T6216	GL	FKP5905	E	LEEDS COURTNEY	06/25/2019	10/14/2021	67798596	280.00
BH4	16280	028	UT	LR	01/01/2019	306T6216	GL	FRW8071	E	MICHAEL A BOWENS	11/13/2019	10/07/2021	67793067	263.25
BH4	11370	028	UT	LR	01/01/2017	306T6216	GL	FDT9435	E	BROWN MICHELLE L	12/27/2017	10/01/2021	67788696	262.50
BH4	10430	028	UT	LR	01/01/2020	306T6216	GL	FPA7043	E	REATH DOUGLAS	09/06/2020	10/20/2021	33260651	256.80
BH4	14890	028	UT	AD	01/01/2021	306T6228	AL	FRW5334	C	/BUDGET RENT A CA	07/27/2021	10/13/2021	67798143	239.45

**CSS General Liability & Auto Liability Disbursements
Oct 2021 - By Check Amount**

Client Code	Organization Code	Adjusting Office	State	Claim Designator	Policy Effective Date	Policy Number	Line	Claim Number	Payment Type	Claimant Name	Loss Date	Charge Date	Check Number	Check Amount
BH4	10430	028	UT	LR	01/01/2020	306T6216	GL	FPA7043	E	REATH DOUGLAS	09/06/2020	10/27/2021	33282500	214.00
BH4	11520	028	UT	AD	01/01/2021	306T6228	AL	FRW3451	C	BLACK JAMIE	06/13/2021	10/01/2021	2286337	189.95
BH4	12370001	028	UT	LR	01/01/2015	306T6216	GL	FMW3757	E	DAVID LYNN A	01/01/2015	10/08/2021	67793955	167.50
BH4	14400	028	UT	LR	01/01/2019	306T6216	GL	FLU6589	E	MASSEY ADAM	04/01/2019	10/08/2021	67793757	146.25
BH4	16250020	028	UT	LR	01/01/2019	306T6216	GL	FLU7149	E	MORSE JUDITH	05/16/2019	10/15/2021	67799222	146.25
BH4	14980	028	UT	LR	01/01/2017	306T6216	GL	FDT3730	E	AFFLECK DAVID G	12/22/2017	10/07/2021	67793221	100.00
BH4	17820	028	UT	LR	01/01/2021	306T6216	GL	FRW2797	E	/CROWN BURGERS HI	05/28/2021	10/18/2021	67799961	87.75
BH4	14240	028	UT	LR	01/01/2019	306T6216	GL	FLU3334	E	BRIDGER C WILSON	07/06/2019	10/22/2021	67804615	87.75
BH4	16250030	028	UT	LR	01/01/2020	306T6425	GL	FQL8500	E	JAMES AARON	08/02/2020	10/06/2021	77362748	60.00
BH4	15320GLX	028	UT	LR	01/01/2021	306T6216	GL	FRW0148	E	TRAVELLER BRUCE	03/03/2021	10/07/2021	67793061	58.50
BH4	99996	028	UT	LR	01/01/2019	306T6425	GL	FRW9694	E	ROBERT RUSSO	04/01/2019	10/26/2021	67806210	58.50
BH4	10430	028	UT	LR	01/01/2020	306T6216	GL	FPA7043	E	REATH DOUGLAS	09/06/2020	10/27/2021	33282499	53.50
BH4	13980009	028	UT	LR	01/01/2020	306T6216	GL	FQL3111	E	HAMILTON MARK O	03/21/2020	10/01/2021	67788699	50.00
BH4	14400	028	UT	LR	01/01/2019	306T6216	GL	FLU6589	E	MASSEY ADAM	04/01/2019	10/08/2021	67793758	44.00
BH4	16620	028	UT	LR	01/01/2020	306T6216	GL	FPA7747	E	/LOWE LAND TK, LL	03/09/2020	10/22/2021	67804830	44.00
BH4	14180	028	UT	LR	01/01/2021	306T6216	GL	FQL8665	E	/NARWAHL PROPERTI	04/09/2021	10/08/2021	67793759	40.75
BH4	11830009	028	UT	LR	01/01/2020	306T6216	GL	FQL2275	E	BLACKMORE DANYALE	01/06/2020	10/12/2021	67795376	29.25
BH4	15320001	028	UT	LR	01/01/2018	306T6216	GL	FRW4426	E	ROWLAND DWAYNE T	11/01/2018	10/12/2021	67795377	29.25
BH4	16280	028	UT	LR	01/01/2014	306T6216	GL	EST8603	E	MARION LEONARD	11/15/2014	10/07/2021	67793220	25.00
BH4	14480002	028	UT	LR	01/01/2019	306T6216	GL	FQL9595	E	ROY MICHAEL	01/31/2019	10/11/2021	67794799	25.00
BH4	13300	028	UT	LR	01/01/2019	306T6216	GL	FPA6001	E	MERCADO JUAN J	08/16/2019	10/27/2021	67808511	25.00
BH4	14400	028	UT	LR	01/01/2019	306T6216	GL	FLU6589	E	MASSEY ADAM	04/01/2019	10/25/2021	67793758	(44.00)
BH4	14750	028	UT	AB	01/01/2021	306T6228	AL	FRW4248	C	BATY MANDY	07/20/2021	10/18/2021	63725922	(853.00)
BH4	14480ALX	028	UT	AD	01/01/2021	306T6228	AL	FRW8494	C	SHAQUEL RHODES	09/28/2021	10/26/2021	67803349	(942.12)
BH4	20110	028	UT	AD	01/01/2021	306T6228	AL	FRW6134	C	HATCH LANCE	08/18/2021	10/12/2021	63725499	(1,242.00)
BH4	11490022007	028	UT	AD	01/01/2021	306T6228	AL	FRW7165	C	/CINEMA COURT APA	09/06/2021	10/04/2021	67777138	(2,500.00)
BH4	13350	028	UT	AD	01/01/2021	306T6228	AL	FRW4629	C	HANSEN HAYLIE	07/26/2021	10/11/2021	63725382	(4,598.00)
BH4	15080003	028	UT	LR	01/01/2020	306T6216	GL	FMW5553	C	/MOFFAT CONSTRUCT	02/28/2020	10/04/2021	67368923	(7,589.19)
BH4	20110	028	UT	AD	01/01/2021	306T6228	AL	FRW6134	C	LANCE HATCH	08/18/2021	10/01/2021	C1111111	(7,865.01)
Total													137	\$ 431,703.75

**CSS General Liability & Auto Liability Disbursements
Oct 2021 - By Check Number**

Client Code	Organization Code	Adjusting Office	State	Claim Designator	Policy Effective Date	Policy Number	Line	Claim Number	Payment Type	Claimant Name	Loss Date	Charge Date	Check Number	Check Amount
BH4	11490022007	028	UT	AD	01/01/2021	306T6228	AL	FRW7165	C	/CINEMA COURT APA	09/06/2021	10/13/2021	147814	2,500.00
BH4	14480ALX	028	UT	AD	01/01/2021	306T6228	AL	FRW8494	C	SHAQUEL RHODES	09/28/2021	10/27/2021	151263	942.12
BH4	13980009	028	UT	PP	01/01/2021	306T6228	AL	FRW8171	C	BRITTANY MORTENSE	09/18/2021	10/15/2021	429275	2,000.00
BH4	13300	028	UT	LR	01/01/2018	306T6216	GL	FEX4303	E	ROGERS BRAXTON	02/05/2018	10/01/2021	2286313	651.60
BH4	11520	028	UT	AD	01/01/2021	306T6228	AL	FRW3451	C	BLACK JAMIE	06/13/2021	10/01/2021	2286337	189.95
BH4	11690ALX	028	UT	AD	01/01/2021	306T6228	AL	FRW6893	C	JORQUERA MARGARET	09/01/2021	10/15/2021	2290560	1,300.75
BH4	16250030	028	UT	AD	01/01/2021	306T6228	AL	FRW8191	C	ANDREW HANSON	09/16/2021	10/19/2021	2290870	1,263.83
BH4	16250030	028	UT	AD	01/01/2021	306T6228	AL	FRW8191	C	ANDREW HANSON	09/16/2021	10/21/2021	2292062	480.04
BH4	12230003015	028	UT	LR	01/01/2019	306T6216	GL	FPA2400	E	MILLER ERNEST	06/24/2019	10/27/2021	2293170	5,637.53
BH4	10430	028	UT	LR	01/01/2020	306T6216	GL	FPA7043	E	REATH DOUGLAS	09/06/2020	10/20/2021	33260651	256.80
BH4	10430	028	UT	LR	01/01/2020	306T6216	GL	FPA7043	E	REATH DOUGLAS	09/06/2020	10/27/2021	33282499	53.50
BH4	10430	028	UT	LR	01/01/2020	306T6216	GL	FPA7043	E	REATH DOUGLAS	09/06/2020	10/27/2021	33282500	214.00
BH4	13350	028	UT	AD	01/01/2021	306T6228	AL	FRW4629	C	HANSEN HAYLIE	07/26/2021	10/11/2021	63725382	(4,598.00)
BH4	20110	028	UT	AD	01/01/2021	306T6228	AL	FRW6134	C	HATCH LANCE	08/18/2021	10/12/2021	63725499	(1,242.00)
BH4	14750	028	UT	AB	01/01/2021	306T6228	AL	FRW4248	C	BATY MANDY	07/20/2021	10/18/2021	63725922	(853.00)
BH4	15080003	028	UT	LR	01/01/2020	306T6216	GL	FMW5553	C	/MOFFAT CONSTRUCT	02/28/2020	10/04/2021	67368923	(7,589.19)
BH4	11490022007	028	UT	AD	01/01/2021	306T6228	AL	FRW7165	C	/CINEMA COURT APA	09/06/2021	10/04/2021	67777138	(2,500.00)
BH4	11490022007	028	UT	AD	01/01/2021	306T6228	AL	FRW7165	C	/CINEMA COURT APA	09/06/2021	10/01/2021	67788163	15,768.20
BH4	15320005	028	UT	AD	01/01/2021	306T6228	AL	FRW7787	C	DAVIS JESSI	07/19/2021	10/01/2021	67788165	3,200.83
BH4	14190004	028	UT	LR	01/01/2017	306T6216	GL	FCU2638	E	ROMERO DALTON	05/09/2017	10/01/2021	67788505	1,321.18
BH4	16250020	028	UT	LR	01/01/2018	306T6216	GL	FCU8228	E	WALLIS DONNA	03/30/2018	10/01/2021	67788695	1,830.00
BH4	11370	028	UT	LR	01/01/2017	306T6216	GL	FDT9435	E	BROWN MICHELLE L	12/27/2017	10/01/2021	67788696	262.50
BH4	14600	028	UT	LR	01/01/2018	306T6216	GL	FEX2696	E	LAW JESSICA M	01/20/2018	10/01/2021	67788697	1,040.00
BH4	12180	028	UT	LR	01/01/2017	306T6216	GL	E9T9238	E	JOLLEY BRIAN	02/22/2017	10/01/2021	67788698	1,297.12
BH4	13980009	028	UT	LR	01/01/2020	306T6216	GL	FQL3111	E	HAMILTON MARK O	03/21/2020	10/01/2021	67788699	50.00
BH4	10600	028	UT	LR	01/01/2020	306T6216	GL	FQJ0970	E	SANDERSON BRENT	09/09/2020	10/01/2021	67788700	2,006.00
BH4	17310003	028	UT	AB	01/01/2019	306T6228	AL	FLW0331	C	SANCHEZ MELINA	10/03/2019	10/01/2021	67788701	13,000.00
BH4	11690ALX	028	UT	AD	01/01/2021	306T6228	AL	FRW6893	C	JORQUERA MARGARET	09/01/2021	10/04/2021	67789399	1,828.52
BH4	14480002	028	UT	LR	01/01/2019	306T6216	GL	FQL9595	E	MICHAEL ROY	01/31/2019	10/05/2021	67790110	5,575.00
BH4	13300	028	UT	LR	01/01/2018	306T6216	GL	FEX4303	E	ROGERS BRAXTON	02/05/2018	10/07/2021	67792878	2,017.65
BH4	11030001	028	UT	LR	01/01/2018	306T6216	GL	FDT2979	E	ORME EVELEE	07/28/2018	10/07/2021	67793059	292.50
BH4	13980009	028	UT	LR	01/01/2020	306T6216	GL	FPA3282	E	JACKSON ANDREW	07/17/2020	10/07/2021	67793060	1,345.50
BH4	15320GLX	028	UT	LR	01/01/2021	306T6216	GL	FRW0148	E	TRAVELLER BRUCE	03/03/2021	10/07/2021	67793061	58.50
BH4	17820	028	UT	LR	01/01/2021	306T6216	GL	FRW4140	E	HACKETT JARED	06/30/2021	10/07/2021	67793062	614.25
BH4	12180	028	UT	LR	01/01/2021	306T6216	GL	FRW5054	E	DUANE CHASE	07/30/2021	10/07/2021	67793063	1,498.50
BH4	12420	028	UT	LR	01/01/2020	306T6216	GL	FRW5165	E	/IMAGINE DEVELOPM	06/16/2020	10/07/2021	67793064	1,374.75

**CSS General Liability & Auto Liability Disbursements
Oct 2021 - By Check Number**

Client Code	Organization Code	Adjusting Office	State	Claim Designator	Policy Effective Date	Policy Number	Line	Claim Number	Payment Type	Claimant Name	Loss Date	Charge Date	Check Number	Check Amount
BH4	10580	028	UT	LR	01/01/2021	306T6216	GL	FRW5710	E	BERRY W-GLADE	06/10/2021	10/07/2021	67793065	7,911.00
BH4	11640GLX	028	UT	LR	01/01/2021	306T6216	GL	FRW5965	E	JARVIE JASON	08/03/2021	10/07/2021	67793066	1,498.50
BH4	16280	028	UT	LR	01/01/2019	306T6216	GL	FRW8071	E	MICHAEL A BOWENS	11/13/2019	10/07/2021	67793067	263.25
BH4	16280	028	UT	LR	01/01/2014	306T6216	GL	EST8603	E	MARION LEONARD	11/15/2014	10/07/2021	67793220	25.00
BH4	14980	028	UT	LR	01/01/2017	306T6216	GL	FDT3730	E	AFFLECK DAVID G	12/22/2017	10/07/2021	67793221	100.00
BH4	14190013	028	UT	LR	01/01/2018	306T6216	GL	FKP2396	E	BERLIN AMY M	03/15/2018	10/07/2021	67793222	2,684.00
BH4	16250030	028	UT	LR	01/01/2018	306T6216	GL	FKP2777	E	JAMES ZANE	05/29/2018	10/07/2021	67793223	9,012.00
BH4	12230003015	028	UT	LR	01/01/2019	306T6216	GL	FPA2400	E	MILLER ERNEST	06/24/2019	10/07/2021	67793224	13,620.11
BH4	16140003	028	UT	LR	01/01/2019	306T6216	GL	FPA4684	E	ATKIN FREDRICK J	12/27/2019	10/07/2021	67793225	9,431.21
BH4	17820	028	UT	LR	01/01/2020	306T6216	GL	FQL4985	E	GLAUSER SAMUEL	02/23/2020	10/07/2021	67793226	1,123.00
BH4	12360001	028	UT	LR	01/01/2021	306T6216	GL	FQL7580	C	RUSS JAMES	03/20/2021	10/07/2021	67793228	12,000.00
BH4	14180007020	028	UT	LR	01/01/2021	306T6216	GL	FRW5210	C	HANSEN CLAIRE	08/01/2021	10/08/2021	67793374	15,000.00
BH4	13200007	028	UT	LR	01/01/2019	306T6216	GL	FPA4687	E	ATKIN JEREMY F	12/27/2019	10/08/2021	67793572	880.00
BH4	16250030	028	UT	LR	01/01/2020	306T6425	GL	FQL8500	E	JAMES AARON	08/02/2020	10/08/2021	67793573	555.00
BH4	14400	028	UT	LR	01/01/2019	306T6216	GL	FLU6589	E	MASSEY ADAM	04/01/2019	10/08/2021	67793757	146.25
BH4	14400	028	UT	LR	01/01/2019	306T6216	GL	FLU6589	E	MASSEY ADAM	04/01/2019	10/08/2021	67793758	44.00
BH4	14400	028	UT	LR	01/01/2019	306T6216	GL	FLU6589	E	MASSEY ADAM	04/01/2019	10/25/2021	67793758	(44.00)
BH4	14180	028	UT	LR	01/01/2021	306T6216	GL	FQL8665	E	/NARWAHL PROPERTI	04/09/2021	10/08/2021	67793759	40.75
BH4	13270	028	UT	LR	01/01/2016	306T6216	GL	E7V9916	E	OLSEN JOEL	07/27/2016	10/08/2021	67793953	550.00
BH4	14480	028	UT	LR	01/01/2017	306T6216	GL	FKP5582	E	RODRIGUEZ NEREIDA	11/22/2017	10/08/2021	67793954	440.00
BH4	12370001	028	UT	LR	01/01/2015	306T6216	GL	FMW3757	E	DAVID LYNN A	01/01/2015	10/08/2021	67793955	167.50
BH4	17900	028	UT	LR	01/01/2020	306T6216	GL	FQL2984	E	WIMMER CARL	12/09/2020	10/08/2021	67793956	6,927.00
BH4	14050GLX	028	UT	LR	01/01/2021	306T6216	GL	FQL4640	E	/RESORT CENTER AS	02/12/2021	10/08/2021	67793957	1,320.00
BH4	15080003	028	UT	LR	01/01/2020	306T6216	GL	FMW5553	C	/MOFFAT CONSTRUCT	02/28/2020	10/11/2021	67794160	7,589.19
BH4	12180	028	UT	LR	01/01/2019	306T6216	GL	FRW2274	E	ROYER DANIEL	09/08/2019	10/11/2021	67794644	504.00
BH4	10750007	028	UT	LR	01/01/2018	306T6216	GL	FDT3414	E	MARTINEZ MARIA	07/11/2018	10/11/2021	67794793	9,097.50
BH4	12180	028	UT	LR	01/01/2018	306T6216	GL	FDT5833	E	PILLSBURY DAWN	05/29/2018	10/11/2021	67794794	861.50
BH4	13020007	028	UT	LR	01/01/2017	306T6216	GL	FLU0671	E	THAYNE TRENT	12/17/2017	10/11/2021	67794795	1,219.00
BH4	14580010	028	UT	LR	01/01/2018	306T6216	GL	FMW0589	E	THOMAS DARIN	05/05/2018	10/11/2021	67794796	2,643.50
BH4	15320005	028	UT	LR	01/01/2020	306T6216	GL	FPA8811	E	BURY HALEY	08/12/2020	10/11/2021	67794797	994.00
BH4	16250030	028	UT	LR	01/01/2020	306T6425	GL	FQL8500	E	JAMES AARON	08/02/2020	10/11/2021	67794798	8,722.00
BH4	14480002	028	UT	LR	01/01/2019	306T6216	GL	FQL9595	E	ROY MICHAEL	01/31/2019	10/11/2021	67794799	25.00
BH4	16670	028	UT	LR	01/01/2021	306T6216	GL	FQL9728	E	/MUSTANG DEVELOPE	04/12/2021	10/11/2021	67794800	1,334.00
BH4	17310003	028	UT	AB	01/01/2019	306T6228	AL	FLW0331	C	SANCHEZ MELINA	10/03/2019	10/12/2021	67795230	9,880.00
BH4	12180	028	UT	PP	01/01/2019	306T6228	AL	FKF8553	E	MOYER SHAYLA	09/04/2019	10/12/2021	67795375	789.75
BH4	11830009	028	UT	LR	01/01/2020	306T6216	GL	FQL2275	E	BLACKMORE DANYALE	01/06/2020	10/12/2021	67795376	29.25

**CSS General Liability & Auto Liability Disbursements
Oct 2021 - By Check Number**

Client Code	Organization Code	Adjusting Office	State	Claim Designator	Policy Effective Date	Policy Number	Line	Claim Number	Payment Type	Claimant Name	Loss Date	Charge Date	Check Number	Check Amount
BH4	15320001	028	UT	LR	01/01/2018	306T6216	GL	FRW4426	E	ROWLAND DWAYNE T	11/01/2018	10/12/2021	67795377	29.25
BH4	14240	028	UT	LR	01/01/2021	306T6216	GL	FRW5702	E	DUDLESTON COLLEEN	03/03/2021	10/12/2021	67795378	438.75
BH4	14190005	028	UT	LR	01/01/2019	306T6216	GL	FPA3276	E	WEBB KENNETH J	09/04/2019	10/12/2021	67795559	713.00
BH4	14190GLX	028	UT	LR	01/01/2019	306T6216	GL	FQL7100	E	/EDRA COMMUNITY A	12/04/2019	10/12/2021	67795560	5,416.00
BH4	12810002	028	UT	LR	01/01/2021	306T6216	GL	FRW7060	C	CARL POND	09/03/2021	10/13/2021	67795749	5,145.85
BH4	12600002	028	UT	AD	01/01/2021	306T6228	AL	FRW8936	C	BEN GULL	07/24/2021	10/13/2021	67795750	1,107.54
BH4	16000	028	UT	PP	01/01/2018	306T6228	AL	FCU9718	E	HANSEN MITCHEL	06/23/2018	10/13/2021	67796013	3,492.50
BH4	16000	028	UT	PP	01/01/2018	306T6228	AL	FCU9718	E	HANSEN MITCHEL	06/23/2018	10/13/2021	67796186	1,186.00
BH4	16000	028	UT	PP	01/01/2018	306T6228	AL	FCU9718	E	HANSEN MITCHEL	06/23/2018	10/13/2021	67796315	2,500.00
BH4	16000	028	UT	PP	01/01/2018	306T6228	AL	FCU9718	C	HANSEN MITCHEL	06/23/2018	10/13/2021	67796328	12,500.00
BH4	14890	028	UT	AD	01/01/2021	306T6228	AL	FRW5334	C	/BUDGET RENT A CA	07/27/2021	10/13/2021	67798143	239.45
BH4	14680002	028	UT	LR	01/01/2019	306T6216	GL	FKP5905	E	LEEDS COURTNEY	06/25/2019	10/14/2021	67798596	280.00
BH4	11910GLX	028	UT	LR	01/01/2021	306T6216	GL	FRW5982	E	DREWRY JOHN	08/16/2021	10/14/2021	67798597	340.00
BH4	14180007020	028	UT	LR	01/01/2021	306T6216	GL	FRW5210	C	HANSEN CLAIRE	08/01/2021	10/15/2021	67798849	15,000.00
BH4	13050	028	UT	LR	01/01/2017	306T6216	GL	FKP5700	E	/CRS CONSULTING	01/01/2017	10/15/2021	67799035	380.00
BH4	14480022	028	UT	LR	01/01/2014	306T6216	GL	ESG4808	E	FINLINSON GEORGE	07/29/2014	10/15/2021	67799160	5,415.50
BH4	16250020	028	UT	LR	01/01/2019	306T6216	GL	FLU7149	E	MORSE JUDITH	05/16/2019	10/15/2021	67799222	146.25
BH4	11690ALX	028	UT	AD	01/01/2021	306T6228	AL	FRW6893	C	JORQUERA MARGARET	09/01/2021	10/15/2021	67799308	360.47
BH4	16280	028	UT	LR	01/01/2019	306T6216	GL	FQL8836	E	ARMSTRONG CHARLES	03/21/2019	10/15/2021	67799324	694.00
BH4	14520	028	UT	LR	01/01/2020	306T6216	GL	FQL0193	E	BRUCE NATALIE	05/18/2020	10/15/2021	67799325	2,026.53
BH4	13030	028	UT	AB	01/01/2021	306T6228	AL	FRW4967	C	NICOLE HOUSEHOLDE	07/28/2021	10/18/2021	67799576	949.91
BH4	13640003	028	UT	AD	01/01/2021	306T6228	AL	FRW8358	C	SHERRELLE PONTARE	09/25/2021	10/18/2021	67799578	569.19
BH4	12940ALX	028	UT	AD	01/01/2021	306T6228	AL	FRW8796	C	MARY DAME	09/28/2021	10/18/2021	67799579	4,954.95
BH4	17310003	028	UT	AB	01/01/2019	306T6228	AL	FLW0331	C	SANCHEZ MELINA	10/03/2019	10/18/2021	67799860	10,500.00
BH4	17820	028	UT	LR	01/01/2021	306T6216	GL	FRW2797	E	/CROWN BURGERS HI	05/28/2021	10/18/2021	67799961	87.75
BH4	14180007020	028	UT	LR	01/01/2021	306T6216	GL	FRW5210	C	HANSEN CLAIRE	08/01/2021	10/20/2021	67800977	15,000.00
BH4	12230003013	028	UT	LR	01/01/2021	306T6216	GL	FRW5281	C	BRENT NYMAN	08/05/2021	10/20/2021	67800978	92,000.00
BH4	14180007020	028	UT	LR	01/01/2021	306T6216	GL	FRW6605	C	MARILYN T BRYANT	08/01/2021	10/20/2021	67800979	12,858.00
BH4	12940	028	UT	LR	01/01/2021	306T6216	GL	FRW4737	C	CRUZ-PEREZ SALVAD	07/18/2021	10/20/2021	67801358	347.41
BH4	14480ALX	028	UT	AD	01/01/2021	306T6228	AL	FRW8494	C	SHAQUEL RHODES	09/28/2021	10/20/2021	67803349	942.12
BH4	14480ALX	028	UT	AD	01/01/2021	306T6228	AL	FRW8494	C	SHAQUEL RHODES	09/28/2021	10/26/2021	67803349	(942.12)
BH4	14240	028	UT	LR	01/01/2019	306T6216	GL	FLU3334	E	BRIDGER C WILSON	07/06/2019	10/22/2021	67804615	87.75
BH4	15530004	028	UT	PP	01/01/2019	306T6228	AL	FLU1689	E	MILLER MARIA	08/30/2019	10/22/2021	67804646	1,023.75
BH4	12360ALX	028	UT	LR	01/01/2019	306T6216	GL	FPA8370	E	VICTOR G CARSON	10/22/2019	10/22/2021	67804647	1,001.25
BH4	14910	028	UT	LR	01/01/2019	306T6216	GL	FMW6157	E	FUJA TANNIN	07/22/2019	10/22/2021	67804824	310.00
BH4	14910	028	UT	LR	01/01/2021	306T6216	GL	FRW6084	E	TANNIN FUJA	04/14/2021	10/22/2021	67804825	5,308.00

**CSS General Liability & Auto Liability Disbursements
Oct 2021 - By Check Number**

Client Code	Organization Code	Adjusting Office	State	Claim Designator	Policy Effective Date	Policy Number	Line	Claim Number	Payment Type	Claimant Name	Loss Date	Charge Date	Check Number	Check Amount
BH4	12110002	028	UT	LR	01/01/2021	306T6216	GL	FRW7809	E	AMBER CROUSE	05/12/2021	10/22/2021	67804826	924.00
BH4	10580	028	UT	LR	01/01/2020	306T6216	GL	FPA5457	E	/JP BARRY CONSTRU	08/19/2020	10/22/2021	67804827	2,430.00
BH4	16620	028	UT	LR	01/01/2020	306T6216	GL	FPA7747	E	/LOWE LAND TK, LL	03/09/2020	10/22/2021	67804830	44.00
BH4	16080ALX	028	UT	AD	01/01/2021	306T6228	AL	FRW7418	C	DUSTIN RABUN	09/09/2021	10/25/2021	67805065	5,028.95
BH4	12830	028	UT	AD	01/01/2021	306T6228	AL	FQJ5915	C	/LDS CHUCH, CHURC	06/08/2021	10/25/2021	67805192	2,582.32
BH4	13660004	028	UT	AD	01/01/2021	306T6228	AL	FQL7498	C	EMILY PARRY	03/25/2021	10/25/2021	67805396	1,987.10
BH4	13160001	028	UT	LR	01/01/2020	306T6216	GL	FPA9355	E	MCARTHUR GAI	11/03/2020	10/25/2021	67805521	375.00
BH4	14190004	028	UT	LR	01/01/2019	306T6216	GL	FQL1450	E	MATHEWS KYLE T	01/24/2019	10/25/2021	67805522	476.00
BH4	306T5220CSCC	028	UT	LR	01/01/2021	306T6425	GL	FRW9697	E	/STATE STREET PAR	04/29/2021	10/25/2021	67805523	1,142.50
BH4	12940ALX	028	UT	AD	01/01/2021	306T6228	AL	FRW8796	C	MARY DAME	09/28/2021	10/26/2021	67805708	2,690.89
BH4	14580010	028	UT	LR	01/01/2018	306T6216	GL	FMW0589	E	THOMAS DARIN	05/05/2018	10/26/2021	67805871	4,573.35
BH4	13050	028	UT	LR	01/01/2017	306T6216	GL	FKP5700	E	/CRS CONSULTING	01/01/2017	10/26/2021	67805899	1,560.35
BH4	15320001	028	UT	LR	01/01/2018	306T6216	GL	FPA9732	E	LAKHUMNA VIVEK	05/11/2018	10/26/2021	67806209	845.00
BH4	99996	028	UT	LR	01/01/2019	306T6425	GL	FRW9694	E	ROBERT RUSSO	04/01/2019	10/26/2021	67806210	58.50
BH4	13300	028	UT	LR	01/01/2019	306T6216	GL	FPA6001	E	MERCADO JUAN J	08/16/2019	10/27/2021	67808511	25.00
BH4	14260GLX	028	UT	LR	01/01/2021	306T6216	GL	FRW7695	C	COLE FRONK	09/14/2021	10/28/2021	67808555	408.35
BH4	16670	028	UT	LR	01/01/2020	306T6216	GL	FMW4407	E	NADELBERG ROBERT	02/13/2020	10/28/2021	67808854	9,800.04
BH4	12940022	028	UT	LR	01/01/2020	306T6216	GL	FMW8550	E	/ABSOLUTE HEATING	03/16/2020	10/28/2021	67808907	5,267.25
BH4	14600	028	UT	LR	01/01/2018	306T6216	GL	FEX2696	E	LAW JESSICA M	01/20/2018	10/28/2021	67809091	1,000.00
BH4	11740	028	UT	LR	01/01/2018	306T6216	GL	FEX3647	E	SMITH KELLY C	12/04/2018	10/28/2021	67809101	561.50
BH4	10750007	028	UT	LR	01/01/2018	306T6216	GL	FDT3414	E	MARTINEZ MARIA	07/11/2018	10/28/2021	67809102	367.90
BH4	14190ALX	028	UT	AB	01/01/2021	306T6228	AL	FNF9695	C	GREENUP AMBER	01/07/2021	10/29/2021	67809273	1,594.00
BH4	11520	028	UT	AD	01/01/2021	306T6228	AL	FRW7983	C	TRACY BALSLEY	09/07/2021	10/29/2021	67809278	1,200.00
BH4	12320	028	UT	LR	01/01/2021	306T6216	GL	FRW9507	C	KROIX HATCH	07/28/2021	10/29/2021	67809809	3,083.17
BH4	12810	028	UT	LR	01/01/2014	306T6216	GL	E1E6877	E	UTRILLA DAVID	08/05/2014	10/29/2021	67809907	375.00
BH4	12320	028	UT	LR	01/01/2021	306T6216	GL	FRW9507	C	KROIX HATCH	07/28/2021	10/29/2021	67809908	362.34
BH4	16250030	028	UT	LR	01/01/2020	306T6425	GL	FQL8500	E	JAMES AARON	08/02/2020	10/06/2021	77362748	60.00
BH4	20110	028	UT	AD	01/01/2021	306T6228	AL	FRW6134	C	LANCE HATCH	08/18/2021	10/01/2021	C1111111	(7,865.01)
BH4	20110	028	UT	AD	01/01/2021	306T6228	AL	FRW6134	C	HATCH LANCE	08/18/2021	10/08/2021	C1111111	7,865.01
Total													137	\$ 431,703.75

**CSS Prop/Auto Disbursements
Oct 2021 - By Check Amount**

Client Code	Organization Code	Adjusting Office	State	Claim Designator	Policy Effective Date	Policy Number	Line	Claim Number	Payment Type	Claimant Name	Loss Date	Charge Date	Check Number	Check Amount
AU0	11040	042	UT	FR	01/01/2021	306T5220	P	FNK4445	C	EAST CARBON CITY	08/17/2021	10/27/2021	67806417	77,698.54
AU0	13230006001	028	UT	PP	01/01/2020	306T5220	AL	FQL2682	C	SNELL ROBERT	12/31/2020	10/27/2021	67806522	34,956.35
AU0	10110	028	UT	AD	01/01/2021	306T5220	AL	FRW5420	C	/ASH CREEK SPECIA	08/09/2021	10/27/2021	67806524	32,198.50
AU0	14180006014	028	UT	AD	01/01/2021	306T5220	AL	FRW6238	C	/TOOELE CITY CORP	07/09/2021	10/19/2021	67800378	22,141.00
AU0	14190017	028	UT	PP	01/01/2021	306T5220	AL	FRW6424	C	TOOELE COUNTY	08/20/2021	10/11/2021	67794299	19,366.15
AU0	14190001	042	UT	FR	01/01/2021	306T5220	P	FNK4149	C	/TOOELE COUNTY	07/23/2021	10/27/2021	67806416	19,199.80
AU0	12790	042	UT	FR	01/01/2021	306T5220	P	FSL0516	C	/NORTH LOGAN CITY	03/16/2021	10/25/2021	67805079	19,156.29
AU0	13670	042	UT	FR	01/01/2021	306T5220	P	FNK4476	C	TOWN OF SCIPIO	09/15/2021	10/28/2021	67808571	18,101.66
AU0	13300	028	UT	AD	01/01/2021	306T5220	AL	FRW5502	C	/ROY CITY CORPORA	07/09/2021	10/28/2021	67808639	17,698.00
AU0	16080003005	028	UT	AD	01/01/2021	306T5220	AL	FRW8975	C	/UNIFIED FIRE AUT	10/06/2021	10/25/2021	67805066	12,825.43
AU0	NO HIT	028	UT	AD	01/01/2021	306T5220	AL	FRW8145	C	/WASATCH BEHAVIOR	09/20/2021	10/05/2021	67789955	12,483.28
AU0	10180	042	UT	FR	01/01/2021	306T5220	P	DFZ1986	C	/BEAR RIVER AOG	06/21/2021	10/11/2021	67794175	11,072.46
AU0	14620	042	UT	FR	01/01/2020	306T5220	P	FQJ9755	C	/WALES TOWN	09/01/2020	10/13/2021	67795772	10,224.98
AU0	12930013	877	UT	FR	01/01/2021	306T5220	P	FNK4143	E	/PAROWAN CITY	07/25/2021	10/07/2021	67793048	10,125.27
AU0	16690ALX	028	UT	PP	01/01/2021	306T5220	AL	FRW8664	C	/WASATCH BEHAVIOR	09/30/2021	10/20/2021	67801383	9,769.65
AU0	16690ALX	028	UT	PP	01/01/2021	306T5220	AL	FRW8664	C	/WASATCH BEHAVIOR	09/30/2021	10/27/2021	67806399	9,769.65
AU0	10640	028	UT	PP	01/01/2021	306T5220	AL	FRW6831	C	/CENTRAL UTAH COU	08/26/2021	10/04/2021	67788999	9,552.50
AU0	20110	028	UT	AD	01/01/2021	306T5220	AL	FRW6134	C	HATCH LANCE	08/18/2021	10/01/2021	C1111111	7,865.01
AU0	12940015	877	UT	FR	01/01/2021	306T5220	P	FQJ7950	E	/PAYSON CITY	07/26/2021	10/29/2021	2294079	7,574.44
AU0	13880	028	UT	AD	01/01/2021	306T5220	AL	FSL0416	C	/S WEBER CITY	09/20/2021	10/05/2021	67789613	7,174.10
AU0	14250	877	UT	FR	01/01/2021	306T5220	P	FLS2969	E	/TRANS-JORDAN CIT	08/17/2021	10/14/2021	67798337	6,421.05
AU0	16980	028	UT	AD	01/01/2021	306T5220	AL	FQJ6845	C	/MANTI AMBULANCE	07/01/2021	10/21/2021	67803458	5,627.06
AU0	13020005	028	UT	AD	01/01/2021	306T5220	AL	FRW7769	C	SNOW TROY	08/31/2021	10/07/2021	67793210	5,537.88
AU0	16080ALX	028	UT	AD	01/01/2021	306T5220	AL	FRW7963	C	/UNIFIED FIRE AUT	09/20/2021	10/19/2021	67800379	5,324.30
AU0	16080002005	028	UT	AD	01/01/2021	306T5220	AL	FRW8908	C	/UNIFIED FIRE AUT	07/12/2021	10/14/2021	67798216	4,984.52
AU0	14930PRX	042	UT	FR	01/01/2021	306T5220	P	FQJ9786	C	/WOODS CROSS CITY	09/02/2021	10/05/2021	67789621	4,754.05
AU0	13230003	028	UT	AD	01/01/2021	306T5220	AL	FSL1774	C	/RIVERTON CITY	10/14/2021	10/28/2021	67808724	3,620.77
AU0	11340	028	UT	AD	01/01/2021	306T5220	AL	FRW8356	C	/FOUNTAIN GREEN C	09/22/2021	10/07/2021	67792761	3,181.34
AU0	14620	042	UT	FR	01/01/2020	306T5220	P	FQJ9755	E	/WALES TOWN	09/01/2020	10/08/2021	2288415	3,073.78
AU0	14480022042	028	UT	AD	01/01/2021	306T5220	AL	FRW8178	C	/UTAH COUNTY	08/31/2021	10/29/2021	67809279	2,922.66
AU0	12960001	028	UT	PP	01/01/2021	306T5220	AL	FRW6742	C	/PERRY CITY CORPO	08/26/2021	10/06/2021	67790443	2,643.90
AU0	15540001	028	UT	AD	01/01/2021	306T5220	AL	FRW7821	C	BEAR RIVER HEALTH	09/16/2021	10/26/2021	2292570	2,415.11
AU0	12930013	877	UT	FR	01/01/2021	306T5220	P	FNK4143	E	/PAROWAN CITY	07/25/2021	10/21/2021	67803736	2,217.08
AU0	12940016	028	UT	AD	01/01/2021	306T5220	AL	FRW8735	C	CRESSALL TYLER	09/28/2021	10/12/2021	67795007	2,216.82
AU0	15540	028	UT	AD	01/01/2021	306T5220	AL	FRW8072	C	/JANA OLNEY	09/16/2021	10/15/2021	2290561	2,126.48
AU0	16140ALX	028	UT	AD	01/01/2021	306T5220	AL	FRW7582	C	/SOUTH OGDEN CITY	09/13/2021	10/04/2021	67788871	2,002.16

CSS Prop/Auto Disbursements Oct 2021 - By Check Amount

Client Code	Organization Code	Adjusting Office	State	Claim Designator	Policy Effective Date	Policy Number	Line	Claim Number	Payment Type	Claimant Name	Loss Date	Charge Date	Check Number	Check Amount
AU0	306T5220CSSC	028	UT	AD	01/01/2021	306T5220	AL	FRW9515	C	/TOOELE CITY	10/17/2021	10/25/2021	67805068	1,931.45
AU0	16250030	028	UT	AD	01/01/2021	306T5220	AL	FRW7866	C	HANSON ANDREW	09/16/2021	10/12/2021	67795006	1,920.40
AU0	14480022040	028	UT	AD	01/01/2021	306T5220	AL	FRW8180	C	/UTAH COUNTY	08/05/2021	10/01/2021	67788166	1,881.76
AU0	12740	028	UT	AD	01/01/2020	306T5220	AL	FQJ8015	C	/NIBLEY CITY	10/01/2020	10/08/2021	67793373	1,740.64
AU0	11170	028	UT	AD	01/01/2021	306T5220	AL	FRW8861	C	/ENOCH CITY	09/17/2021	10/14/2021	67798215	1,663.67
AU0	13650001	028	UT	AD	01/01/2021	306T5220	AL	FRW7205	C	/SANTAQUIN CITY	08/21/2021	10/15/2021	67798851	1,554.92
AU0	16140ALX	028	UT	AD	01/01/2021	306T5220	AL	FRW7582	C	CEJA-GUTIERREZ JO	09/13/2021	10/11/2021	67794801	1,541.60
AU0	13020007	028	UT	AD	01/01/2021	306T5220	AL	FRW7019	C	HERNANDEZ-HERNA J	08/28/2021	10/01/2021	67788302	1,473.75
AU0	13350	028	UT	AD	01/01/2021	306T5220	AL	FRW9218	C	/SALEM CITY	06/23/2021	10/25/2021	67805067	1,219.77
AU0	14480022042	028	UT	AD	01/01/2021	306T5220	AL	FRW8186	C	/UTAH COUNTY	08/02/2021	10/04/2021	67788872	1,068.80
AU0	14750	028	UT	AD	01/01/2021	306T5220	AL	FRW8824	C	/WEBER MOSQUITO A	07/20/2021	10/29/2021	67809280	998.95
AU0	14480022042	028	UT	AD	01/01/2021	306T5220	AL	FRW8178	C	/UTAH COUNTY	08/31/2021	10/05/2021	67789752	902.83
AU0	14480022040	028	UT	AD	01/01/2021	306T5220	AL	FRW8978	C	/UTAH COUNTY	09/01/2021	10/19/2021	67800253	870.80
AU0	16080ALX	028	UT	AD	01/01/2021	306T5220	AL	FQL7786	C	/UNIFIED FIRE AUT	04/01/2021	10/07/2021	67792789	800.00
AU0	12940015	877	UT	FR	01/01/2021	306T5220	P	FQJ7950	E	/PAYSON CITY	07/26/2021	10/13/2021	67796187	767.81
AU0	14480022042	028	UT	AD	01/01/2021	306T5220	AL	FRW5868	C	/UTAH COUNTY	07/29/2021	10/04/2021	67788870	745.94
AU0	10570ALX	028	UT	AD	01/01/2021	306T5220	AL	FQJ9053	C	HATCH LANCE	08/18/2021	10/20/2021	0	605.30
AU0	16080002005	028	UT	AD	01/01/2021	306T5220	AL	FRW8908	C	/UNIFIED FIRE AUT	07/12/2021	10/20/2021	67803350	514.00
AU0	13390	028	UT	AD	01/01/2021	306T5220	AL	FRW5478	C	WACHTER SHELBY	08/09/2021	10/04/2021	67788930	500.00
AU0	13230006001	028	UT	AD	01/01/2021	306T5220	AL	FRW7927	C	/RIVERTON CITY	09/06/2021	10/27/2021	67806611	481.15
AU0	14480022042	028	UT	AD	01/01/2021	306T5220	AL	FRW8980	C	/UTAH COUNTY	07/26/2021	10/26/2021	67805709	458.58
AU0	13970	877	UT	FR	01/01/2021	306T5220	P	FNK3994	E	/SPRINGDALE TOWN	06/29/2021	10/27/2021	2293166	412.50
AU0	10190	028	UT	AD	01/01/2021	306T5220	AL	FRW7054	C	TOONE WILFORD	09/02/2021	10/27/2021	67806397	367.25
AU0	12600ALX	028	UT	AD	01/01/2021	306T5220	AL	FRW7230	C	/MT PLEASANT CITY	07/24/2021	10/11/2021	67794165	276.41
AU0	11490022007	028	UT	AD	01/01/2021	306T5220	AL	FRW7245	C	/GRAND COUNTY	09/06/2021	10/06/2021	67790300	269.00
AU0	15540	028	UT	AD	01/01/2021	306T5220	AL	FRW8072	C	/JANA OLNEY	09/16/2021	10/12/2021	2289205	240.02
AU0	14250	877	UT	FR	01/01/2021	306T5220	P	FLS2969	E	/TRANS-JORDAN CIT	08/17/2021	10/06/2021	33215575	187.50
AU0	14480022	028	UT	AD	01/01/2018	306T5220	AL	FCB0262	C	/UTAH COUNTY	02/15/2018	10/14/2021	67798252	156.06
AU0	14250	877	UT	FR	01/01/2021	306T5220	P	FLS2969	E	/TRANS-JORDAN CIT	08/17/2021	10/13/2021	33238204	112.50
AU0	11250	028	UT	AD	01/01/2021	306T5220	AL	FRW5205	C	CITY FAR WEST	07/29/2021	10/20/2021	67803348	89.99
AU0	13020005	028	UT	AD	01/01/2021	306T5220	AL	FRW7769	C	SNOW TROY	08/31/2021	10/18/2021	67800052	70.57
AU0	16250030	028	UT	AD	01/01/2016	306T5220	AL	E9A1375	C	/COTTONWOOD HEIGH	12/16/2016	10/28/2021	63726831	(43.87)
AU0	16250030	028	UT	AD	01/01/2016	306T5220	AL	E9A1375	C	/COTTONWOOD HEIGH	12/16/2016	10/12/2021	63725553	(44.53)
AU0	16250030	028	UT	AD	01/01/2016	306T5220	AL	E9A1373	C	/COTTONWOOD HEIGH	12/16/2016	10/12/2021	63725553	(48.68)
AU0	16250030	028	UT	AD	01/01/2016	306T5220	AL	E9A1373	C	/COTTONWOOD HEIGH	12/16/2016	10/28/2021	63726831	(49.84)
AU0	16080ALX	028	UT	AD	01/01/2021	306T5220	AL	FQL7786	C	/UNIFIED FIRE AUT	04/01/2021	10/08/2021	63725229	(55.40)
AU0	11270	042	UT	FR	05/01/2010	306T5220	P	FDN5680	C	/FAYETTE TOWN	05/01/2010	10/18/2021	63725904	(78.81)

**CSS Prop/Auto Disbursements
Oct 2021 - By Check Amount**

Client Code	Organization Code	Adjusting Office	State	Claim Designator	Policy Effective Date	Policy Number	Line	Claim Number	Payment Type	Claimant Name	Loss Date	Charge Date	Check Number	Check Amount
AU0	12960001	028	UT	PP	01/01/2021	306T5220	AL	FRW6742	C	/PERRY CITY CORPO	08/26/2021	10/29/2021	63726957	(95.80)
AU0	10480009	028	UT	AD	01/01/2021	306T5220	AL	FRW4768	C	TUCKER MAX L	07/08/2021	10/19/2021	63725994	(456.25)
AU0	13390	028	UT	AD	01/01/2021	306T5220	AL	FRW5478	C	WACHTER SHELBY	08/09/2021	10/01/2021	63724563	(1,888.18)
AU0	16080ALX	028	UT	AD	01/01/2021	306T5220	AL	FQL7786	C	/UNIFIED FIRE AUT	04/01/2021	10/06/2021	63724977	(5,672.33)
AU0	12210003	028	UT	AD	01/01/2021	306T5220	AL	FRW6511	C	/LINDON CITY	08/13/2021	10/22/2021	63726354	(6,084.00)
AU0	20110	028	UT	AD	01/01/2021	306T5220	AL	FRW6134	C	HATCH LANCE	08/18/2021	10/08/2021	C1111111	(7,865.01)
AU0	16690ALX	028	UT	PP	01/01/2021	306T5220	AL	FRW8664	C	/WASATCH BEHAVIOR	09/30/2021	10/26/2021	67801383	(9,769.65)
Total													80	421,693.59

CSS Prop/Auto Disbursements Oct 2021 - By Check Number

Client Code	Organization Code	Adjusting Office	State	Claim Designator	Policy Effective Date	Policy Number	Line	Claim Number	Payment Type	Claimant Name	Loss Date	Charge Date	Check Number	Check Amount
AU0	10570ALX	028	UT	AD	01/01/2021	306T5220	AL	FQJ9053	C	HATCH LANCE	08/18/2021	10/20/2021	0	605.30
AU0	14620	042	UT	FR	01/01/2020	306T5220	P	FQJ9755	E	/WALES TOWN	09/01/2020	10/08/2021	2288415	3,073.78
AU0	15540	028	UT	AD	01/01/2021	306T5220	AL	FRW8072	C	/JANA OLNEY	09/16/2021	10/12/2021	2289205	240.02
AU0	15540	028	UT	AD	01/01/2021	306T5220	AL	FRW8072	C	/JANA OLNEY	09/16/2021	10/15/2021	2290561	2,126.48
AU0	15540001	028	UT	AD	01/01/2021	306T5220	AL	FRW7821	C	BEAR RIVER HEALTH	09/16/2021	10/26/2021	2292570	2,415.11
AU0	13970	877	UT	FR	01/01/2021	306T5220	P	FNK3994	E	/SPRINGDALE TOWN	06/29/2021	10/27/2021	2293166	412.50
AU0	12940015	877	UT	FR	01/01/2021	306T5220	P	FQJ7950	E	/PAYSON CITY	07/26/2021	10/29/2021	2294079	7,574.44
AU0	14250	877	UT	FR	01/01/2021	306T5220	P	FLS2969	E	/TRANS-JORDAN CIT	08/17/2021	10/06/2021	33215575	187.50
AU0	14250	877	UT	FR	01/01/2021	306T5220	P	FLS2969	E	/TRANS-JORDAN CIT	08/17/2021	10/13/2021	33238204	112.50
AU0	13390	028	UT	AD	01/01/2021	306T5220	AL	FRW5478	C	WACHTER SHELBY	08/09/2021	10/01/2021	63724563	(1,888.18)
AU0	16080ALX	028	UT	AD	01/01/2021	306T5220	AL	FQL7786	C	/UNIFIED FIRE AUT	04/01/2021	10/06/2021	63724977	(5,672.33)
AU0	16080ALX	028	UT	AD	01/01/2021	306T5220	AL	FQL7786	C	/UNIFIED FIRE AUT	04/01/2021	10/08/2021	63725229	(55.40)
AU0	16250030	028	UT	AD	01/01/2016	306T5220	AL	E9A1373	C	/COTTONWOOD HEIGH	12/16/2016	10/12/2021	63725553	(48.68)
AU0	16250030	028	UT	AD	01/01/2016	306T5220	AL	E9A1375	C	/COTTONWOOD HEIGH	12/16/2016	10/12/2021	63725553	(44.53)
AU0	11270	042	UT	FR	05/01/2010	306T5220	P	FDN5680	C	/FAYETTE TOWN	05/01/2010	10/18/2021	63725904	(78.81)
AU0	10480009	028	UT	AD	01/01/2021	306T5220	AL	FRW4768	C	TUCKER MAX L	07/08/2021	10/19/2021	63725994	(456.25)
AU0	12210003	028	UT	AD	01/01/2021	306T5220	AL	FRW6511	C	/LINDON CITY	08/13/2021	10/22/2021	63726354	(6,084.00)
AU0	16250030	028	UT	AD	01/01/2016	306T5220	AL	E9A1373	C	/COTTONWOOD HEIGH	12/16/2016	10/28/2021	63726831	(49.84)
AU0	16250030	028	UT	AD	01/01/2016	306T5220	AL	E9A1375	C	/COTTONWOOD HEIGH	12/16/2016	10/28/2021	63726831	(43.87)
AU0	12960001	028	UT	PP	01/01/2021	306T5220	AL	FRW6742	C	/PERRY CITY CORPO	08/26/2021	10/29/2021	63726957	(95.80)
AU0	14480022040	028	UT	AD	01/01/2021	306T5220	AL	FRW8180	C	/UTAH COUNTY	08/05/2021	10/01/2021	67788166	1,881.76
AU0	13020007	028	UT	AD	01/01/2021	306T5220	AL	FRW7019	C	HERNANDEZ-HERNA J	08/28/2021	10/01/2021	67788302	1,473.75
AU0	14480022042	028	UT	AD	01/01/2021	306T5220	AL	FRW5868	C	/UTAH COUNTY	07/29/2021	10/04/2021	67788870	745.94
AU0	16140ALX	028	UT	AD	01/01/2021	306T5220	AL	FRW7582	C	/SOUTH OGDEN CITY	09/13/2021	10/04/2021	67788871	2,002.16
AU0	14480022042	028	UT	AD	01/01/2021	306T5220	AL	FRW8186	C	/UTAH COUNTY	08/02/2021	10/04/2021	67788872	1,068.80
AU0	13390	028	UT	AD	01/01/2021	306T5220	AL	FRW5478	C	WACHTER SHELBY	08/09/2021	10/04/2021	67788930	500.00
AU0	10640	028	UT	PP	01/01/2021	306T5220	AL	FRW6831	C	/CENTRAL UTAH COU	08/26/2021	10/04/2021	67788999	9,552.50
AU0	13880	028	UT	AD	01/01/2021	306T5220	AL	FSL0416	C	/S WEBER CITY	09/20/2021	10/05/2021	67789613	7,174.10
AU0	14930PRX	042	UT	FR	01/01/2021	306T5220	P	FQJ9786	C	/WOODS CROSS CITY	09/02/2021	10/05/2021	67789621	4,754.05
AU0	14480022042	028	UT	AD	01/01/2021	306T5220	AL	FRW8178	C	/UTAH COUNTY	08/31/2021	10/05/2021	67789752	902.83
AU0	NO HIT	028	UT	AD	01/01/2021	306T5220	AL	FRW8145	C	/WASATCH BEHAVIOR	09/20/2021	10/05/2021	67789955	12,483.28
AU0	11490022007	028	UT	AD	01/01/2021	306T5220	AL	FRW7245	C	/GRAND COUNTY	09/06/2021	10/06/2021	67790300	269.00
AU0	12960001	028	UT	PP	01/01/2021	306T5220	AL	FRW6742	C	/PERRY CITY CORPO	08/26/2021	10/06/2021	67790443	2,643.90
AU0	11340	028	UT	AD	01/01/2021	306T5220	AL	FRW8356	C	/FOUNTAIN GREEN C	09/22/2021	10/07/2021	67792761	3,181.34
AU0	16080ALX	028	UT	AD	01/01/2021	306T5220	AL	FQL7786	C	/UNIFIED FIRE AUT	04/01/2021	10/07/2021	67792789	800.00
AU0	12930013	877	UT	FR	01/01/2021	306T5220	P	FNK4143	E	/PAROWAN CITY	07/25/2021	10/07/2021	67793048	10,125.27

CSS Prop/Auto Disbursements Oct 2021 - By Check Number

Client Code	Organization Code	Adjusting Office	State	Claim Designator	Policy Effective Date	Policy Number	Line	Claim Number	Payment Type	Claimant Name	Loss Date	Charge Date	Check Number	Check Amount
AU0	13020005	028	UT	AD	01/01/2021	306T5220	AL	FRW7769	C	SNOW TROY	08/31/2021	10/07/2021	67793210	5,537.88
AU0	12740	028	UT	AD	01/01/2020	306T5220	AL	FQJ8015	C	/NIBLEY CITY	10/01/2020	10/08/2021	67793373	1,740.64
AU0	12600ALX	028	UT	AD	01/01/2021	306T5220	AL	FRW7230	C	/MT PLEASANT CITY	07/24/2021	10/11/2021	67794165	276.41
AU0	10180	042	UT	FR	01/01/2021	306T5220	P	DFZ1986	C	/BEAR RIVER AOG	06/21/2021	10/11/2021	67794175	11,072.46
AU0	14190017	028	UT	PP	01/01/2021	306T5220	AL	FRW6424	C	TOOELE COUNTY	08/20/2021	10/11/2021	67794299	19,366.15
AU0	16140ALX	028	UT	AD	01/01/2021	306T5220	AL	FRW7582	C	CEJA-GUTIERREZ JO	09/13/2021	10/11/2021	67794801	1,541.60
AU0	16250030	028	UT	AD	01/01/2021	306T5220	AL	FRW7866	C	HANSON ANDREW	09/16/2021	10/12/2021	67795006	1,920.40
AU0	12940016	028	UT	AD	01/01/2021	306T5220	AL	FRW8735	C	CRESSALL TYLER	09/28/2021	10/12/2021	67795007	2,216.82
AU0	14620	042	UT	FR	01/01/2020	306T5220	P	FQJ9755	C	/WALES TOWN	09/01/2020	10/13/2021	67795772	10,224.98
AU0	12940015	877	UT	FR	01/01/2021	306T5220	P	FQJ7950	E	/PAYSON CITY	07/26/2021	10/13/2021	67796187	767.81
AU0	11170	028	UT	AD	01/01/2021	306T5220	AL	FRW8861	C	/ENOCH CITY	09/17/2021	10/14/2021	67798215	1,663.67
AU0	16080002005	028	UT	AD	01/01/2021	306T5220	AL	FRW8908	C	/UNIFIED FIRE AUT	07/12/2021	10/14/2021	67798216	4,984.52
AU0	14480022	028	UT	AD	01/01/2018	306T5220	AL	FCB0262	C	/UTAH COUNTY	02/15/2018	10/14/2021	67798252	156.06
AU0	14250	877	UT	FR	01/01/2021	306T5220	P	FLS2969	E	/TRANS-JORDAN CIT	08/17/2021	10/14/2021	67798337	6,421.05
AU0	13650001	028	UT	AD	01/01/2021	306T5220	AL	FRW7205	C	/SANTAQUIN CITY	08/21/2021	10/15/2021	67798851	1,554.92
AU0	13020005	028	UT	AD	01/01/2021	306T5220	AL	FRW7769	C	SNOW TROY	08/31/2021	10/18/2021	67800052	70.57
AU0	14480022040	028	UT	AD	01/01/2021	306T5220	AL	FRW8978	C	/UTAH COUNTY	09/01/2021	10/19/2021	67800253	870.80
AU0	14180006014	028	UT	AD	01/01/2021	306T5220	AL	FRW6238	C	/TOOELE CITY CORP	07/09/2021	10/19/2021	67800378	22,141.00
AU0	16080ALX	028	UT	AD	01/01/2021	306T5220	AL	FRW7963	C	/UNIFIED FIRE AUT	09/20/2021	10/19/2021	67800379	5,324.30
AU0	16690ALX	028	UT	PP	01/01/2021	306T5220	AL	FRW8664	C	/WASATCH BEHAVIOR	09/30/2021	10/20/2021	67801383	9,769.65
AU0	16690ALX	028	UT	PP	01/01/2021	306T5220	AL	FRW8664	C	/WASATCH BEHAVIOR	09/30/2021	10/26/2021	67801383	(9,769.65)
AU0	11250	028	UT	AD	01/01/2021	306T5220	AL	FRW5205	C	CITY FAR WEST	07/29/2021	10/20/2021	67803348	89.99
AU0	16080002005	028	UT	AD	01/01/2021	306T5220	AL	FRW8908	C	/UNIFIED FIRE AUT	07/12/2021	10/20/2021	67803350	514.00
AU0	16980	028	UT	AD	01/01/2021	306T5220	AL	FQJ6845	C	/MANTI AMBULANCE	07/01/2021	10/21/2021	67803458	5,627.06
AU0	12930013	877	UT	FR	01/01/2021	306T5220	P	FNK4143	E	/PAROWAN CITY	07/25/2021	10/21/2021	67803736	2,217.08
AU0	16080003005	028	UT	AD	01/01/2021	306T5220	AL	FRW8975	C	/UNIFIED FIRE AUT	10/06/2021	10/25/2021	67805066	12,825.43
AU0	13350	028	UT	AD	01/01/2021	306T5220	AL	FRW9218	C	/SALEM CITY	06/23/2021	10/25/2021	67805067	1,219.77
AU0	306T5220CSSC	028	UT	AD	01/01/2021	306T5220	AL	FRW9515	C	/TOOELE CITY	10/17/2021	10/25/2021	67805068	1,931.45
AU0	12790	042	UT	FR	01/01/2021	306T5220	P	FSL0516	C	/NORTH LOGAN CITY	03/16/2021	10/25/2021	67805079	19,156.29
AU0	14480022042	028	UT	AD	01/01/2021	306T5220	AL	FRW8980	C	/UTAH COUNTY	07/26/2021	10/26/2021	67805709	458.58
AU0	10190	028	UT	AD	01/01/2021	306T5220	AL	FRW7054	C	TOONE WILFORD	09/02/2021	10/27/2021	67806397	367.25
AU0	16690ALX	028	UT	PP	01/01/2021	306T5220	AL	FRW8664	C	/WASATCH BEHAVIOR	09/30/2021	10/27/2021	67806399	9,769.65
AU0	14190001	042	UT	FR	01/01/2021	306T5220	P	FNK4149	C	/TOOELE COUNTY	07/23/2021	10/27/2021	67806416	19,199.80
AU0	11040	042	UT	FR	01/01/2021	306T5220	P	FNK4445	C	EAST CARBON CITY	08/17/2021	10/27/2021	67806417	77,698.54
AU0	13230006001	028	UT	PP	01/01/2020	306T5220	AL	FQL2682	C	SNELL ROBERT	12/31/2020	10/27/2021	67806522	34,956.35
AU0	10110	028	UT	AD	01/01/2021	306T5220	AL	FRW5420	C	/ASH CREEK SPECIA	08/09/2021	10/27/2021	67806524	32,198.50
AU0	13230006001	028	UT	AD	01/01/2021	306T5220	AL	FRW7927	C	/RIVERTON CITY	09/06/2021	10/27/2021	67806611	481.15

**CSS Prop/Auto Disbursements
Oct 2021 - By Check Number**

Client Code	Organization Code	Adjusting Office	State	Claim Designator	Policy Effective Date	Policy Number	Line	Claim Number	Payment Type	Claimant Name	Loss Date	Charge Date	Check Number	Check Amount
AU0	13670	042	UT	FR	01/01/2021	306T5220	P	FNK4476	C	TOWN OF SCIPIO	09/15/2021	10/28/2021	67808571	18,101.66
AU0	13300	028	UT	AD	01/01/2021	306T5220	AL	FRW5502	C	/ROY CITY CORPORA	07/09/2021	10/28/2021	67808639	17,698.00
AU0	13230003	028	UT	AD	01/01/2021	306T5220	AL	FSL1774	C	/RIVERTON CITY	10/14/2021	10/28/2021	67808724	3,620.77
AU0	14480022042	028	UT	AD	01/01/2021	306T5220	AL	FRW8178	C	/UTAH COUNTY	08/31/2021	10/29/2021	67809279	2,922.66
AU0	14750	028	UT	AD	01/01/2021	306T5220	AL	FRW8824	C	/WEBER MOSQUITO A	07/20/2021	10/29/2021	67809280	998.95
AU0	20110	028	UT	AD	01/01/2021	306T5220	AL	FRW6134	C	HATCH LANCE	08/18/2021	10/01/2021	C1111111	7,865.01
AU0	20110	028	UT	AD	01/01/2021	306T5220	AL	FRW6134	C	HATCH LANCE	08/18/2021	10/08/2021	C1111111	(7,865.01)
Total													80	421,693.59

**CSS Worker's Compensation Disbursements
Oct 2021 - By Check Amount**

Client Code	Organization Code	Adjusting Office	State	Claim Designator	Policy Effective Date	Policy Number	Line	Claim Number	Payment Type	Claimant Name	Loss Date	Charge Date	Check Number	Check Amount
AT7	13900	042	UT	CB	01/01/2021	306T3656	WC	FSJ3306	M	BERRYHILL LORRAIN	03/02/2021	10/06/2021	67792125	53,402.68
AT7	12960008	042	UT	CB	01/01/2021	306T3656	WC	FTK4420	M	OLESON PAUL	08/01/2021	10/27/2021	67808331	44,776.86
AT7	15610004	042	UT	CB	01/01/2020	306T3656	WC	FPZ6063	M	HUNTER JED W	06/30/2020	10/06/2021	67792382	35,826.99
AT7	12690002	042	UT	CB	01/01/2021	306T3656	WC	FSS2485	M	MORROW JOSHUA	04/18/2021	10/27/2021	67808335	7,481.96
AT7	16140003	042	UT	CB	01/01/2021	306T3656	WC	FSJ6849	M	HAYES SARAH	03/18/2021	10/20/2021	67802871	6,177.73
AT7	14930003	095	UT	CM	01/01/2021	306T3656	WC	FSJ7477	M	TIMOTHY TRAVIS	03/20/2021	10/27/2021	67808332	3,978.59
AT7	14050001001	042	UT	CB	01/01/2021	306T3656	WC	FSS5707	M	WILKINSON NICHOLA	05/04/2021	10/06/2021	67792434	2,995.86
AT7	16110211	042	UT	CB	01/01/2021	306T3656	WC	FTK0277	E	GRACIA LIONEL R	07/16/2021	10/07/2021	22000007	2,987.09
AT7	14480007010	042	UT	CB	01/01/2021	306T3656	WC	FTA8379	E	VAN NOSDOL TY	06/08/2021	10/06/2021	33211148	2,955.00
AT7	16080001005	042	UT	CB	01/01/2018	306T3656	WC	FHY9767	E	ROBINSON ZACH	11/01/2018	10/27/2021	33268324	2,955.00
AT7	15520	042	UT	CB	01/01/2021	306T3656	WC	FTA6034	C	HANNIFIN TIMOTHY	06/25/2021	10/13/2021	67795782	2,556.72
AT7	14480007011	042	UT	CB	01/01/2021	306T3656	WC	FTK7049	M	SYKES JEAN J	08/18/2021	10/27/2021	33280453	2,423.30
AT7	14580010	042	UT	CB	01/01/2021	306T3656	WC	FSS1511	M	PUMMELL KEVIN	03/30/2021	10/27/2021	67808004	2,265.70
AT7	13660	042	UT	CB	01/01/2007	306T3656	WC	CAU3007	C	PENOVICH MICHAEL	07/05/2007	10/20/2021	2291256	2,260.00
AT7	16110211	042	UT	CB	01/01/2021	306T3656	WC	FTK0277	M	GRACIA LIONEL R	07/16/2021	10/06/2021	67792179	2,233.04
AT7	12360001	042	UT	CB	01/01/2021	306T3656	WC	FTK5938	M	GARCIA RODRIGO	08/12/2021	10/06/2021	67792516	2,201.46
AT7	14480007011	042	UT	CB	01/01/2021	306T3656	WC	FTK7049	M	SYKES JEAN J	08/18/2021	10/20/2021	67803232	2,198.83
AT7	13160002	095	UT	CM	01/01/2021	306T3656	WC	FSS8436	M	SPENCER JOHN	05/18/2021	10/06/2021	67792556	2,109.54
AT7	16080001003	095	UT	CM	01/01/2021	306T3656	WC	FTQ3243	M	KALUB LEWIS	07/01/2021	10/27/2021	67807998	2,061.81
AT7	14050001003	042	UT	CB	01/01/2021	306T3656	WC	FSS1519	M	DELANO CASEY	04/12/2021	10/27/2021	67808387	2,052.02
AT7	13200008	042	UT	CB	01/01/2021	306T3656	WC	FTK7253	M	PAUL FLAIG	08/19/2021	10/27/2021	67808357	2,022.50
AT7	11110	042	UT	CB	01/01/1989	306T4813	WC	A4J7066	M	JENSEN MICHAEL	04/25/1989	10/07/2021	2287742	2,022.30
AT7	16110211	042	UT	CB	01/01/2021	306T3656	WC	FTK0277	C	GRACIA LIONEL R	07/16/2021	10/08/2021	67793385	2,006.00
AT7	16110211	042	UT	CB	01/01/2021	306T3656	WC	FTK0277	C	GRACIA LIONEL R	07/16/2021	10/22/2021	67804266	2,006.00
AT7	11460	042	UT	CB	01/01/2020	306T3656	WC	FPD1532	C	HONE BRENT	02/11/2020	10/27/2021	67806418	1,920.00
AT7	16080003002	042	UT	CB	01/01/2021	306T3656	WC	FTK6222	M	ELLIS CHET	07/07/2021	10/20/2021	67803236	1,911.80
AT7	14050001001	042	UT	CB	01/01/2021	306T3656	WC	FTA7813	M	CRNICH ANDY S	07/02/2021	10/13/2021	67797948	1,904.00
AT7	12690002	042	UT	CB	01/01/2021	306T3656	WC	FSS2485	C	MORROW JOSHUA	04/18/2021	10/01/2021	266893	1,750.00
AT7	11200004	042	UT	CB	01/01/2021	306T3656	WC	FTA0846	M	EVANS MATTHEW	06/01/2021	10/26/2021	2292697	1,730.23
AT7	16110211	042	UT	CB	01/01/2021	306T3656	WC	FSS8679	M	IVERSON DOUGLAS J	05/19/2021	10/20/2021	67803290	1,712.90
AT7	13900	042	UT	CB	01/01/2021	306T3656	WC	FSJ3306	M	BERRYHILL LORRAIN	03/02/2021	10/27/2021	67807731	1,589.06
AT7	11620	095	UT	CM	01/01/2021	306T3656	WC	FSS3374	M	JEFFREY EDMINSTER	04/21/2021	10/27/2021	67807999	1,572.10
AT7	13660003	042	UT	CB	01/01/2015	306T3656	WC	E3W2365	M	CHUCHRAN JARED A	05/30/2015	10/26/2021	67805721	1,535.81
AT7	11770	042	UT	CB	01/01/2018	306T3656	WC	A3C1892	C	STEELE DENNIS	09/15/2018	10/12/2021	67795017	1,494.00
AT7	11770	042	UT	CB	01/01/2018	306T3656	WC	A3C1892	C	STEELE DENNIS	09/15/2018	10/26/2021	67805720	1,494.00
AT7	10600	042	UT	CB	01/01/2020	306T3656	WC	FRU0892	M	JENSEN STEWART	12/29/2020	10/20/2021	67803227	1,484.36

**CSS Worker's Compensation Disbursements
Oct 2021 - By Check Amount**

Client Code	Organization Code	Adjusting Office	State	Claim Designator	Policy Effective Date	Policy Number	Line	Claim Number	Payment Type	Claimant Name	Loss Date	Charge Date	Check Number	Check Amount
AT7	15610004	042	UT	CB	01/01/2020	306T3656	WC	FPZ6063	E	HUNTER JED W	06/30/2020	10/05/2021	67790155	1,377.10
AT7	15750	042	UT	CB	01/01/2007	306T3656	WC	CAU6403	E	NEWSOME PAUL	08/06/2007	10/26/2021	2292367	1,350.00
AT7	12570	042	UT	CB	01/01/2021	306T3656	WC	FTK4709	M	ABBOTT KARL M	08/07/2021	10/05/2021	2287017	1,324.05
AT7	11620	042	UT	CB	01/01/2019	306T3656	WC	FNE5850	C	HAMMACK RANDY	11/30/2019	10/29/2021	284803	1,307.52
AT7	12110002	042	UT	CB	01/01/2020	306T3656	WC	FQV6925	C	CROUSE AMBER	10/13/2020	10/04/2021	267765	1,299.25
AT7	10750004	095	UT	CM	01/01/2021	306T3656	WC	FTQ4630	M	AARON MCKINLEY	09/22/2021	10/13/2021	67797625	1,249.98
AT7	10750004	095	UT	CM	01/01/2021	306T3656	WC	FTQ4632	M	JUSTIN GLOMMEN	09/22/2021	10/13/2021	67797625	1,249.98
AT7	11620	042	UT	CB	01/01/2019	306T3656	WC	FNE5850	C	HAMMACK RANDY	11/30/2019	10/01/2021	266883	1,222.00
AT7	11620	042	UT	CB	01/01/2019	306T3656	WC	FNE5850	C	HAMMACK RANDY	11/30/2019	10/15/2021	275826	1,222.00
AT7	13230004	042	UT	CB	01/01/2009	306T3656	WC	A4J5660	C	CRUMP DANNY R	07/21/2009	10/19/2021	67800261	1,209.80
AT7	13230004	042	UT	CB	01/01/2009	306T3656	WC	A4J5660	C	CRUMP DANNY R	07/21/2009	10/27/2021	2292930	1,209.80
AT7	14140006	095	UT	CM	01/01/2021	306T3656	WC	FTQ1697	M	AMANDA MARRIOTT	09/09/2021	10/13/2021	67797590	1,186.20
AT7	12570	042	UT	CB	01/01/2021	306T3656	WC	FTK4709	M	ABBOTT KARL M	08/07/2021	10/13/2021	67797915	1,151.25
AT7	12740	042	UT	CB	01/01/2021	306T3656	WC	FTK9769	E	AUSTIN JKIMBALL	08/31/2021	10/20/2021	33260370	1,150.00
AT7	16140003	042	UT	CB	01/01/2021	306T3656	WC	FSS0753	M	NELSON JEREMY M	04/07/2021	10/06/2021	67792515	1,144.30
AT7	10970	042	UT	CB	01/01/1987	306T4813	WC	A4J6803	C	IVIE GERRY	07/02/1987	10/22/2021	67804259	1,140.00
AT7	11200004	042	UT	CB	01/01/2021	306T3656	WC	FTA0846	C	EVANS MATTHEW	06/01/2021	10/13/2021	67795781	1,062.90
AT7	11560003	042	UT	CB	01/01/2021	306T3656	WC	FRU8588	M	CREEK KELSIE	02/05/2021	10/20/2021	67803229	1,057.05
AT7	16110000	042	UT	CB	01/01/2021	306T3656	WC	FSS1993	M	DAY DALLAS W	04/13/2021	10/27/2021	67808340	1,055.15
AT7	16080003004	095	UT	CM	01/01/2021	306T3656	WC	FTA8630	M	ROSS TODD	06/14/2021	10/06/2021	67792518	1,054.72
AT7	16690015	095	UT	CM	01/01/2021	306T3656	WC	FTK6388	M	EYRE JANALEE	07/07/2021	10/20/2021	67803285	1,034.01
AT7	11490015	042	UT	CB	01/01/2019	306T3656	WC	FMX3174	C	CAMUNEZ DAVID	09/18/2019	10/06/2021	67790318	1,031.90
AT7	11490015	042	UT	CB	01/01/2019	306T3656	WC	FMX3174	C	CAMUNEZ DAVID	09/18/2019	10/20/2021	67800995	1,031.90
AT7	16110211	042	UT	CB	01/01/2021	306T3656	WC	FTK0277	M	GRACIA LIONEL R	07/16/2021	10/19/2021	2291030	1,015.84
AT7	15530004	042	UT	CB	01/01/2020	306T3656	WC	FQV6644	C	NYMAN JOANN	10/13/2020	10/12/2021	67795021	1,000.00
AT7	15530004	042	UT	CB	01/01/2020	306T3656	WC	FQV6644	C	NYMAN JOANN	10/13/2020	10/26/2021	67805723	1,000.00
AT7	14680008	042	UT	CB	01/01/2017	306T3656	WC	E9A5947	M	DAVIS GLENN	02/16/2017	10/20/2021	67803290	961.56
AT7	17080	042	UT	CB	01/01/2021	306T3656	WC	FTA3715	C	PARRISH GREG	06/03/2021	10/08/2021	271657	954.00
AT7	10540	042	UT	CB	01/01/2021	306T3656	WC	FSS4142	C	SMITH SETH W	04/15/2021	10/05/2021	67789623	938.00
AT7	10540	042	UT	CB	01/01/2021	306T3656	WC	FSS4142	C	SMITH SETH W	04/15/2021	10/19/2021	67800262	938.00
AT7	12810	042	UT	CB	01/01/2008	306T3656	WC	A5V0391	C	SKINNER CHARLES B	11/03/2008	10/06/2021	2287187	928.46
AT7	12810	042	UT	CB	01/01/2008	306T3656	WC	A5V0391	C	SKINNER CHARLES B	11/03/2008	10/21/2021	2291619	928.46
AT7	17080	042	UT	CB	01/01/2021	306T3656	WC	FTA3715	M	PARRISH GREG	06/03/2021	10/13/2021	67797843	912.60
AT7	13900	042	UT	CB	01/01/2021	306T3656	WC	FSJ3306	E	BERRYHILL LORRAIN	03/02/2021	10/07/2021	22000031	910.17
AT7	11740	042	UT	CB	01/01/1999	306T4813	WC	A4J8127	C	DALLEY RAWLAND	05/28/1999	10/27/2021	67808440	908.00
AT7	13500004	042	UT	CB	01/01/2020	306T3656	WC	FNR4855	E	MAY ELAINE	01/13/2020	10/08/2021	67794027	891.88

**CSS Worker's Compensation Disbursements
Oct 2021 - By Check Amount**

Client Code	Organization Code	Adjusting Office	State	Claim Designator	Policy Effective Date	Policy Number	Line	Claim Number	Payment Type	Claimant Name	Loss Date	Charge Date	Check Number	Check Amount
AT7	11830009	095	UT	CM	01/01/2021	306T3656	WC	FTA5618	M	HINCK TYRONE	06/22/2021	10/06/2021	67792557	880.31
AT7	14480007011	042	UT	CB	01/01/2021	306T3656	WC	FTK7049	C	SYKES JEAN J	08/18/2021	10/13/2021	274228	880.00
AT7	14480007011	042	UT	CB	01/01/2021	306T3656	WC	FTK7049	C	SYKES JEAN J	08/18/2021	10/27/2021	283304	880.00
AT7	12230002007	042	UT	CB	01/01/2021	306T3656	WC	FTA0416	M	TESEN EDWARD	05/24/2021	10/20/2021	67803230	871.43
AT7	13900	042	UT	CB	01/01/2021	306T3656	WC	FSJ3306	C	BERRYHILL LORRAIN	03/02/2021	10/05/2021	269182	868.16
AT7	10610005	042	UT	CB	01/01/2021	306T3656	WC	FSS6088	M	JACKSON BURKE A	04/22/2021	10/13/2021	67797374	841.88
AT7	13900	042	UT	CB	01/01/2021	306T3656	WC	FSJ3306	M	BERRYHILL LORRAIN	03/02/2021	10/20/2021	67802223	819.26
AT7	13410	095	UT	CM	01/01/2021	306T3656	WC	FTQ3429	M	NEAL STODDARD	09/17/2021	10/13/2021	67797929	816.42
AT7	13900	042	UT	CB	01/01/2021	306T3656	WC	FSJ3306	M	BERRYHILL LORRAIN	03/02/2021	10/12/2021	2289232	806.70
AT7	13900	042	UT	CB	01/01/2021	306T3656	WC	FSJ3306	C	BERRYHILL LORRAIN	03/02/2021	10/21/2021	279485	788.88
AT7	13980015	042	UT	CB	01/01/2021	306T3656	WC	FTA9068	M	THOMPSON JODI	07/12/2021	10/27/2021	67808339	777.76
AT7	16110211	042	UT	CB	01/01/2021	306T3656	WC	FTK0277	M	GRACIA LIONEL R	07/16/2021	10/19/2021	2291029	761.88
AT7	14580	042	UT	CB	01/01/1990	306T4813	WC	A4J7033	M	OAKS EDWIN	08/08/1990	10/21/2021	2291700	758.78
AT7	17310	042	UT	CB	01/01/2005	306T4813	WC	EZD4860	C	SHROPE LOUIS	02/17/2005	10/06/2021	2287345	753.93
AT7	17310	042	UT	CB	01/01/2005	306T4813	WC	EZD4860	C	SHROPE LOUIS	02/17/2005	10/21/2021	67803466	753.93
AT7	16410	042	UT	CB	01/01/2020	306T3656	WC	FQM3702	M	MCDONALD CHAD	08/07/2020	10/06/2021	33200820	743.50
AT7	15320023	042	UT	CB	01/01/2021	306T3656	WC	FSS8030	C	JOHNSON KAREN	05/14/2021	10/04/2021	67788882	738.00
AT7	15320023	042	UT	CB	01/01/2021	306T3656	WC	FSS8030	C	JOHNSON KAREN	05/14/2021	10/18/2021	67799593	738.00
AT7	16110440	042	UT	CB	01/01/2021	306T3656	WC	FRU5506	M	ELLSWORTH MICHAEL	01/22/2021	10/20/2021	67803290	731.09
AT7	16690004	042	UT	CB	01/01/2021	306T3656	WC	FSS8764	M	CANDALOT KURT L	05/19/2021	10/13/2021	67797942	709.61
AT7	12110002	042	UT	CB	01/01/2020	306T3656	WC	FQV6925	C	CROUSE AMBER	10/13/2020	10/15/2021	276097	703.08
AT7	13660003	095	UT	CM	01/01/2021	306T3656	WC	FTK9593	M	KAYLIE LAMBSON	08/25/2021	10/06/2021	67792383	686.15
AT7	14050001001	042	UT	CB	01/01/2021	306T3656	WC	FSS5707	M	WILKINSON NICHOLA	05/04/2021	10/20/2021	67803286	685.08
AT7	10540	042	UT	CB	01/01/2021	306T3656	WC	FSS4142	M	SMITH SETH W	04/15/2021	10/22/2021	67804265	672.00
AT7	12670	095	UT	CM	01/01/2021	306T3656	WC	FTQ6042	M	DALTON ROTH	10/04/2021	10/27/2021	67808323	653.97
AT7	17870	095	UT	CM	01/01/2021	306T3656	WC	FSJ7845	M	ROCIO ESPITIA MAR	03/17/2021	10/06/2021	67792550	652.76
AT7	11740	042	UT	CB	01/01/2019	306T3656	WC	FNR1570	E	HATHAWAY ANTHONY	12/30/2019	10/08/2021	67794027	651.62
AT7	11640002	095	UT	CM	01/01/2021	306T3656	WC	FTA1405	M	ROGELIO CARBAJAL	05/27/2021	10/06/2021	67792544	649.81
AT7	10540	042	UT	CB	01/01/2021	306T3656	WC	FSS4142	M	SMITH SETH W	04/15/2021	10/06/2021	67792498	647.65
AT7	12960008	042	UT	CB	01/01/2021	306T3656	WC	FTK4420	E	OLESON PAUL	08/01/2021	10/28/2021	22000007	645.28
AT7	15320023	042	UT	CB	01/01/2021	306T3656	WC	FSS8030	M	JOHNSON KAREN	05/14/2021	10/13/2021	67796948	621.96
AT7	14480007011	042	UT	CB	01/01/2021	306T3656	WC	FTK7049	M	SYKES JEAN J	08/18/2021	10/19/2021	2291049	607.64
AT7	14710	095	UT	CM	01/01/2021	306T3656	WC	FTQ3418	M	SCOTT RICKETTS	09/10/2021	10/06/2021	67792479	591.92
AT7	14480007008	095	UT	CM	01/01/2021	306T3656	WC	FRU3436	M	ALDER STEVE	01/07/2021	10/07/2021	67792823	586.80
AT7	12230004019	042	UT	CB	01/01/2021	306T3656	WC	FRU7894	M	COOK DARIN	02/03/2021	10/06/2021	67792387	555.75
AT7	15610015001	042	UT	CB	01/01/2020	306T3656	WC	FPZ2637	C	STONE CALLAN M	06/09/2020	10/14/2021	67798224	534.00

**CSS Worker's Compensation Disbursements
Oct 2021 - By Check Amount**

Client Code	Organization Code	Adjusting Office	State	Claim Designator	Policy Effective Date	Policy Number	Line	Claim Number	Payment Type	Claimant Name	Loss Date	Charge Date	Check Number	Check Amount
AT7	15610015001	042	UT	CB	01/01/2020	306T3656	WC	FPZ2637	C	STONE CALLAN M	06/09/2020	10/28/2021	67808572	534.00
AT7	12360003	095	UT	CM	01/01/2021	306T3656	WC	FTK1993	M	LOPEZ CINDY	07/26/2021	10/13/2021	67797401	531.70
AT7	13980005	042	UT	CB	01/01/2021	306T3656	WC	FSS7255	M	THOMPSON THAD	04/10/2021	10/13/2021	67797944	530.00
AT7	12480	042	UT	CB	01/01/2021	306T3656	WC	FTK5485	C	BREWER TRAEDYN	08/11/2021	10/14/2021	67798228	520.00
AT7	12480	042	UT	CB	01/01/2021	306T3656	WC	FTK5485	C	BREWER TRAEDYN	08/11/2021	10/28/2021	67808574	520.00
AT7	13160002	095	UT	CM	01/01/2021	306T3656	WC	FTK2852	M	ARRON AINGE	07/29/2021	10/13/2021	67797381	513.92
AT7	16690001	042	UT	CB	01/01/2021	306T3656	WC	FTA3450	M	BATEMAN MARY	06/11/2021	10/20/2021	67803269	500.00
AT7	13900	042	UT	CB	01/01/2021	306T3656	WC	FSJ3306	C	BERRYHILL LORRAIN	03/02/2021	10/05/2021	269181	487.46
AT7	12960008	042	UT	CB	01/01/2021	306T3656	WC	FTK4420	M	OLESON PAUL	08/01/2021	10/06/2021	67792221	484.06
AT7	13640004	042	UT	CB	01/01/2020	306T3656	WC	FPZ8038	M	RUNOLFSON GABRIEL	07/02/2020	10/11/2021	67794176	468.25
AT7	16080001005	042	UT	CB	01/01/2021	306T3656	WC	FSJ4797	M	ALLEN CATHERINE	02/19/2021	10/13/2021	67797958	463.44
AT7	11830011	042	UT	CB	01/01/2017	306T3656	WC	E9A2052	C	COX STEVEN W	01/03/2017	10/06/2021	67792626	458.48
AT7	11830011	042	UT	CB	01/01/2017	306T3656	WC	E9A2052	C	COX STEVEN W	01/03/2017	10/20/2021	67803352	458.48
AT7	15610004	042	UT	CB	01/01/2020	306T3656	WC	FPZ6063	C	HUNTER JED W	06/30/2020	10/06/2021	67790319	454.00
AT7	15610004	042	UT	CB	01/01/2020	306T3656	WC	FPZ6063	C	HUNTER JED W	06/30/2020	10/20/2021	67800996	454.00
AT7	13980005	042	UT	CB	01/01/2021	306T3656	WC	FSS7255	C	THOMPSON THAD	04/10/2021	10/05/2021	67789624	451.28
AT7	17950	095	UT	CM	01/01/2021	306T3656	WC	FTK4591	M	WILSON JACKIE	07/26/2021	10/27/2021	33286130	449.40
AT7	13660003	042	UT	CB	01/01/2021	306T3656	WC	FSJ1480	M	WALDRON BRANDON	02/05/2021	10/20/2021	67803266	449.14
AT7	12230004019	042	UT	CB	01/01/2021	306T3656	WC	FRU7894	M	COOK DARIN	02/03/2021	10/13/2021	67797819	444.60
AT7	13030	042	UT	CB	01/01/2019	306T3656	WC	FLX7388	M	PLEDGER BARBARA	06/26/2019	10/20/2021	67803284	432.34
AT7	15320005	042	UT	CB	01/01/2021	306T3656	WC	FTQ4263	M	BRAD BZILLES	09/23/2021	10/13/2021	67798014	403.61
AT7	16080003001	042	UT	CB	01/01/2021	306T3656	WC	FTQ0606	M	JENSEN JEREMIAH	09/06/2021	10/26/2021	2292832	399.48
AT7	12690002	042	UT	CB	01/01/2021	306T3656	WC	FSS2485	M	MORROW JOSHUA	04/18/2021	10/27/2021	67808334	395.68
AT7	14640020	095	UT	CM	01/01/2021	306T3656	WC	FSJ9526	M	BRIAN GARDNER	04/02/2021	10/27/2021	67808379	390.30
AT7	14050001001	042	UT	CB	01/01/2021	306T3656	WC	FTA7813	M	CRNICH ANDY S	07/02/2021	10/20/2021	67802450	390.00
AT7	16080002003	095	UT	CM	01/01/2021	306T3656	WC	FTK9133	M	REXLEY FLORENDO	08/29/2021	10/06/2021	67792538	384.99
AT7	16080001005	042	UT	CB	01/01/2019	306T3656	WC	FKV5695	M	GARFIELD EARL	02/07/2019	10/06/2021	67792517	369.72
AT7	13980005	042	UT	CB	01/01/2021	306T3656	WC	FSS7255	M	THOMPSON THAD	04/10/2021	10/20/2021	67803288	368.23
AT7	12230002007	042	UT	CB	01/01/2021	306T3656	WC	FTA0416	C	TESEN EDWARD	05/24/2021	10/13/2021	67795780	365.70
AT7	15610004	042	UT	CB	01/01/2020	306T3656	WC	FPZ6063	M	HUNTER JED W	06/30/2020	10/20/2021	67803228	365.28
AT7	16200	095	UT	CM	01/01/2021	306T3656	WC	FTQ2504	M	STEVE LANG	09/15/2021	10/13/2021	67798011	361.35
AT7	16080001001	042	UT	CB	01/01/2021	306T3656	WC	FTQ1800	M	LIVINGSTON TYLER	09/12/2021	10/05/2021	2287111	354.84
AT7	14190013	042	UT	CB	01/01/2020	306T3656	WC	FQV6752	M	MAGLEBY TIFFANY	09/23/2020	10/06/2021	67792503	351.80
AT7	14190013	042	UT	CB	01/01/2020	306T3656	WC	FQV6752	M	MAGLEBY TIFFANY	09/23/2020	10/27/2021	67808346	351.80
AT7	12380	042	UT	CB	01/01/2009	306T3656	WC	A4J4807	M	BRADSHAW TOM G	07/13/2009	10/06/2021	67791510	346.44
AT7	13160001	042	UT	CB	01/01/2020	306T3656	WC	FQV1705	M	BUTLER BRETT	09/10/2020	10/06/2021	67791511	346.44

**CSS Worker's Compensation Disbursements
Oct 2021 - By Check Amount**

Client Code	Organization Code	Adjusting Office	State	Claim Designator	Policy Effective Date	Policy Number	Line	Claim Number	Payment Type	Claimant Name	Loss Date	Charge Date	Check Number	Check Amount
AT7	16140003	042	UT	CB	01/01/2021	306T3656	WC	FSJ6849	E	HAYES SARAH	03/18/2021	10/21/2021	22000014	342.86
AT7	15750	042	UT	CB	01/01/2007	306T3656	WC	CAU6403	M	NEWSOME PAUL	08/06/2007	10/21/2021	2291767	341.04
AT7	13840005	095	UT	CM	01/01/2021	306T3656	WC	FTQ2488	M	ERIC TGARDNER	09/15/2021	10/06/2021	67792547	339.04
AT7	17950	095	UT	CM	01/01/2021	306T3656	WC	FTK4591	M	WILSON JACKIE	07/26/2021	10/27/2021	67808277	337.73
AT7	15320001	042	UT	CB	01/01/2021	306T3656	WC	FTK2892	M	RICHARDSON MICHAEL	07/08/2021	10/13/2021	67796948	336.45
AT7	14480022030	042	UT	CB	01/01/2021	306T3656	WC	FSJ6711	M	RICHARDSON JOSEPH	03/16/2021	10/26/2021	67806340	330.00
AT7	12960008	042	UT	CB	01/01/2021	306T3656	WC	FTK4420	M	OLESON PAUL	08/01/2021	10/27/2021	67808344	328.64
AT7	16080001005	042	UT	CB	01/01/2018	306T3656	WC	FHY9767	M	ROBINSON ZACH	11/01/2018	10/06/2021	67792517	326.83
AT7	16410	042	UT	CB	01/01/2020	306T3656	WC	FQM3702	M	MCDONALD CHAD	08/07/2020	10/06/2021	33200819	321.00
AT7	16080001004	095	UT	CM	01/01/2021	306T3656	WC	FTQ0619	M	BRANDT ADAM	08/26/2021	10/06/2021	67792518	318.92
AT7	12230001005	095	UT	CM	01/01/2021	306T3656	WC	FTK8206	M	IAN BURNINGHAM	08/12/2021	10/13/2021	67797859	317.70
AT7	11490022006	042	UT	CB	01/01/2021	306T3656	WC	FTK8302	M	JOHN MARSHALL	08/18/2021	10/13/2021	67797946	310.89
AT7	16080001001	095	UT	CM	01/01/2021	306T3656	WC	FTQ2252	M	ALBEE MIKE	09/05/2021	10/27/2021	67807801	309.81
AT7	12650	095	UT	CM	01/01/2021	306T3656	WC	FTQ1423	M	CHRISTENSEN CHRIS	09/10/2021	10/13/2021	67797941	305.15
AT7	14480002	042	UT	CB	01/01/2020	306T3656	WC	FPZ9135	M	BUNCE CHERIE	07/13/2020	10/06/2021	67792161	304.05
AT7	14480007011	042	UT	CB	01/01/2021	306T3656	WC	FTK7049	M	SYKES JEAN J	08/18/2021	10/27/2021	2293320	303.82
AT7	16080001003	042	UT	CB	01/01/2021	306T3656	WC	FTA1104	M	WEBB ADAM	05/24/2021	10/06/2021	67792517	299.04
AT7	10310008	095	UT	CM	01/01/2021	306T3656	WC	FTQ4206	M	ZOLMAN LARRY W	09/22/2021	10/26/2021	2292846	295.00
AT7	11490022006	042	UT	CB	01/01/2021	306T3656	WC	FTK8302	M	JOHN MARSHALL	08/18/2021	10/27/2021	33286294	288.90
AT7	15750	042	UT	CB	01/01/2007	306T3656	WC	CAU6403	M	NEWSOME PAUL	08/06/2007	10/20/2021	67803287	288.24
AT7	16110000	042	UT	CB	01/01/2021	306T3656	WC	FSS1993	M	DAY DALLAS W	04/13/2021	10/13/2021	67798004	287.84
AT7	14740003	042	UT	CB	01/01/2021	306T3656	WC	FTA3397	M	OBRAVY TANNER	06/11/2021	10/13/2021	67796918	282.60
AT7	16690004	042	UT	CB	01/01/2021	306T3656	WC	FSS8764	M	CANDALOT KURT L	05/19/2021	10/20/2021	67802786	275.40
AT7	13750001	042	UT	CB	01/01/2021	306T3656	WC	FTA4299	C	KLEVEN ERIC	06/11/2021	10/27/2021	67806421	272.56
AT7	14480007011	042	UT	CB	01/01/2021	306T3656	WC	FTK7049	M	SYKES JEAN J	08/18/2021	10/19/2021	2291050	270.11
AT7	14580010	042	UT	CB	01/01/2021	306T3656	WC	FSS1511	M	PUMMELL KEVIN	03/30/2021	10/13/2021	33230796	267.50
AT7	14740003	042	UT	CB	01/01/2021	306T3656	WC	FTA3397	M	OBRAVY TANNER	06/11/2021	10/20/2021	67802230	260.95
AT7	12460001	095	UT	CM	01/01/2021	306T3656	WC	FTQ4589	M	ROBBIN FORSYTH	09/22/2021	10/27/2021	67808386	257.71
AT7	14480007010	095	UT	CM	01/01/2021	306T3656	WC	FTA9708	M	VANNOSDOL CORY	07/14/2021	10/27/2021	33285558	256.80
AT7	13980015	042	UT	CB	01/01/2021	306T3656	WC	FTA9068	C	THOMPSON JODI	07/12/2021	10/13/2021	67795783	252.15
AT7	16080003001	042	UT	CB	01/01/2021	306T3656	WC	FTQ0606	M	JENSEN JEREMIAH	09/06/2021	10/06/2021	67791905	249.76
AT7	11830009	095	UT	CM	01/01/2021	306T3656	WC	FTA5618	M	HINCK TYRONE	06/22/2021	10/20/2021	67803276	247.16
AT7	15520	042	UT	CB	01/01/2021	306T3656	WC	FTA6034	M	HANNIFIN TIMOTHY	06/25/2021	10/20/2021	67801129	244.38
AT7	13270	042	UT	CB	01/01/1998	306T4813	WC	A4J7016	M	BIRD TRACY	07/25/1998	10/21/2021	2291698	241.75
AT7	14500002	095	UT	CM	01/01/2021	306T3656	WC	FTQ3642	M	JASON LFERRY	09/21/2021	10/13/2021	67798012	241.15
AT7	13020007	095	UT	CM	01/01/2021	306T3656	WC	FTQ4112	M	KASHEA LESTRADA	09/22/2021	10/20/2021	67803282	240.34

**CSS Worker's Compensation Disbursements
Oct 2021 - By Check Amount**

Client Code	Organization Code	Adjusting Office	State	Claim Designator	Policy Effective Date	Policy Number	Line	Claim Number	Payment Type	Claimant Name	Loss Date	Charge Date	Check Number	Check Amount
AT7	12960008	042	UT	CB	01/01/2021	306T3656	WC	FTK4420	E	OLESON PAUL	08/01/2021	10/07/2021	22000004	239.96
AT7	13980015	042	UT	CB	01/01/2021	306T3656	WC	FTA9068	M	THOMPSON JODI	07/12/2021	10/13/2021	67797942	238.90
AT7	10310008	095	UT	CM	01/01/2021	306T3656	WC	FTQ4206	M	ZOLMAN LARRY W	09/22/2021	10/19/2021	2291131	238.50
AT7	11030GLX	095	UT	CM	01/01/2021	306T3656	WC	FTQ3800	M	TARA FREEMAN	09/21/2021	10/20/2021	67803281	236.12
AT7	13750001	042	UT	CB	01/01/2021	306T3656	WC	FTA4299	M	KLEVEN ERIC	06/11/2021	10/13/2021	33241388	224.70
AT7	17310002	042	UT	CB	01/01/2020	306T3656	WC	FRP3300	M	HOBBS WILLIAM	11/13/2020	10/20/2021	67803272	217.50
AT7	16080001001	042	UT	CB	01/01/2021	306T3656	WC	FSJ0221	M	LATHEN WESLEY	02/15/2021	10/13/2021	67797959	217.32
AT7	17870	095	UT	CM	01/01/2021	306T3656	WC	FSJ7845	M	ROCIO ESPITIA MAR	03/17/2021	10/13/2021	67798015	216.17
AT7	13900	042	UT	CB	01/01/2021	306T3656	WC	FSJ3306	M	BERRYHILL LORRAIN	03/02/2021	10/13/2021	67797955	215.58
AT7	16080001003	042	UT	CB	01/01/2021	306T3656	WC	FTQ0653	M	DOUGLAS HANNAY	08/12/2021	10/20/2021	67803235	210.12
AT7	13660003	042	UT	CB	01/01/2015	306T3656	WC	E3W2365	M	CHUCHRAN JARED A	05/30/2015	10/21/2021	2291915	206.28
AT7	12160	042	UT	CB	01/01/2010	306T3656	WC	EMM9305	M	JOHNSON KELLY R	12/30/2010	10/13/2021	67796845	205.28
AT7	13180	042	UT	CB	01/01/2004	306T4813	WC	A4J2112	M	BELL GERALD	08/20/2004	10/07/2021	2287740	202.65
AT7	10310008	095	UT	CM	01/01/2021	306T3656	WC	FTQ4206	M	ZOLMAN LARRY W	09/22/2021	10/19/2021	2291132	202.00
AT7	16110211	042	UT	CB	01/01/2020	306T3656	WC	FQV6956	M	SPRAGG CURTIS A	10/13/2020	10/27/2021	67808329	197.97
AT7	16110211	042	UT	CB	01/01/2021	306T3656	WC	FTK0277	E	GRACIA LIONEL R	07/16/2021	10/20/2021	22000009	196.40
AT7	14680008	042	UT	CB	01/01/2020	306T3656	WC	FRP6047	M	DAVIS GLENN	11/30/2020	10/06/2021	33202730	192.60
AT7	16110114	042	UT	CB	01/01/2020	306T3656	WC	FPZ2824	M	CHRISTENSEN BRETT	06/15/2020	10/27/2021	33269508	192.60
AT7	14740003	042	UT	CB	01/01/2021	306T3656	WC	FTA3397	M	OBRAY TANNER	06/11/2021	10/06/2021	67791477	192.00
AT7	14740003	042	UT	CB	01/01/2021	306T3656	WC	FTA3397	M	OBRAY TANNER	06/11/2021	10/27/2021	67807392	192.00
AT7	10310008	095	UT	CM	01/01/2021	306T3656	WC	FTQ4206	M	ZOLMAN LARRY W	09/22/2021	10/12/2021	2289519	189.87
AT7	10610001	042	UT	CB	01/01/2021	306T3656	WC	FTQ4862	M	JENNIFER HANSEN	08/10/2021	10/20/2021	67803220	188.78
AT7	14140006	095	UT	CM	01/01/2021	306T3656	WC	FTQ1697	M	AMANDA MARRIOTT	09/09/2021	10/27/2021	67808345	188.24
AT7	16080001003	042	UT	CB	01/01/2020	306T3656	WC	FQV7942	M	MORLEY ROBERT	08/22/2020	10/27/2021	67807811	185.25
AT7	10310008	095	UT	CM	01/01/2021	306T3656	WC	FTQ4206	M	ZOLMAN LARRY W	09/22/2021	10/27/2021	67808323	183.50
AT7	12960008	042	UT	CB	01/01/2021	306T3656	WC	FTK4420	M	OLESON PAUL	08/01/2021	10/06/2021	33212017	181.90
AT7	10550	095	UT	CM	01/01/2021	306T3656	WC	FTQ5287	M	GARTH NLABRUM	09/29/2021	10/20/2021	67802875	181.85
AT7	10810	042	UT	CB	01/01/2004	306T4813	WC	A4J2029	M	HANSGEN BRYAN	10/12/2004	10/21/2021	2291697	178.97
AT7	15610015003	095	UT	CM	01/01/2021	306T3656	WC	FTQ2307	M	JARED TWARNER	09/14/2021	10/20/2021	67803274	177.24
AT7	14480011019	095	UT	CM	01/01/2021	306T3656	WC	FTQ3453	M	HILDA GARCIA	09/18/2021	10/20/2021	67803274	177.24
AT7	15750003	095	UT	CM	01/01/2021	306T3656	WC	FTQ0978	M	JED BPEACOCK	09/07/2021	10/13/2021	67797863	177.18
AT7	11560003	095	UT	CM	01/01/2021	306T3656	WC	FTQ3834	M	CORY COOPER	09/22/2021	10/27/2021	67808386	177.18
AT7	14580010	042	UT	CB	01/01/2021	306T3656	WC	FSS1511	M	PUMMELL KEVIN	03/30/2021	10/20/2021	67803223	176.84
AT7	14050001003	042	UT	CB	01/01/2021	306T3656	WC	FSS1519	M	DELANO CASEY	04/12/2021	10/27/2021	67808388	175.76
AT7	14140001	095	UT	CM	01/01/2021	306T3656	WC	FTQ1680	M	HOLMAN GRANT	09/03/2021	10/13/2021	67797863	175.11
AT7	17310002	042	UT	CB	01/01/2020	306T3656	WC	FRP3300	M	HOBBS WILLIAM	11/13/2020	10/27/2021	67808383	174.00

**CSS Worker's Compensation Disbursements
Oct 2021 - By Check Amount**

Client Code	Organization Code	Adjusting Office	State	Claim Designator	Policy Effective Date	Policy Number	Line	Claim Number	Payment Type	Claimant Name	Loss Date	Charge Date	Check Number	Check Amount
AT7	14480022030	095	UT	CM	01/01/2021	306T3656	WC	FTQ6355	M	JOBANY GARCIA	10/04/2021	10/20/2021	67803268	173.92
AT7	14480007010	042	UT	CB	01/01/2021	306T3656	WC	FTA8379	M	VAN NOSDOL TY	06/08/2021	10/06/2021	33211147	171.20
AT7	10810001	042	UT	CB	01/01/2014	306T3656	WC	EOC0856	M	TERRY JEFFREY L	04/02/2014	10/13/2021	67797998	171.00
AT7	10750007	042	UT	CB	01/01/2021	306T3656	WC	FTA8295	M	PETERSEN CHAD	07/07/2021	10/06/2021	67792546	169.68
AT7	12060	095	UT	CM	01/01/2021	306T3656	WC	FTQ4817	M	LARRY BCHILD	08/25/2021	10/06/2021	67792553	169.68
AT7	13890	042	UT	CB	01/01/2021	306T3656	WC	FTQ3580	M	FREDDY LLOERTSCHE	09/04/2021	10/20/2021	67803267	169.68
AT7	13660002004	095	UT	CM	01/01/2021	306T3656	WC	FTQ4241	M	MARTIN MORRIS	09/13/2021	10/06/2021	67792479	166.29
AT7	12590001	095	UT	CM	01/01/2021	306T3656	WC	FTQ6390	M	TREVON GREENWOOD	10/01/2021	10/13/2021	67797929	166.29
AT7	14480022030	095	UT	CM	01/01/2021	306T3656	WC	FTQ7597	M	CECILIA ZAMBRANO	09/20/2021	10/27/2021	67808381	164.14
AT7	12230002007	042	UT	CB	01/01/2021	306T3656	WC	FTA0416	M	TESEN EDWARD	05/24/2021	10/06/2021	67792505	163.38
AT7	14580010	042	UT	CB	01/01/2021	306T3656	WC	FSS1511	M	PUMMELL KEVIN	03/30/2021	10/27/2021	67808333	163.38
AT7	14390002	095	UT	CM	01/01/2021	306T3656	WC	FTK0708	M	ISAAC WESTON	07/15/2021	10/27/2021	67808338	163.21
AT7	14480022034	042	UT	CB	01/01/2017	306T3656	WC	FAE5939	M	KOHLER TALON	07/08/2017	10/08/2021	67794109	163.20
AT7	16080001003	095	UT	CM	01/01/2021	306T3656	WC	FSS7468	M	DUTHIE DACE	05/03/2021	10/13/2021	67797376	162.40
AT7	13160002	095	UT	CM	01/01/2021	306T3656	WC	FSS8436	M	SPENCER JOHN	05/18/2021	10/06/2021	33216492	160.50
AT7	14390002	042	UT	CB	01/01/2021	306T3656	WC	FTA4201	M	HADLOCK NICOLE	06/15/2021	10/06/2021	33208751	160.50
AT7	16690019	042	UT	CB	01/01/2021	306T3656	WC	FSJ9843	M	PERKINS GLENNARAE	04/02/2021	10/27/2021	33277405	160.50
AT7	16110211	042	UT	CB	01/01/2021	306T3656	WC	FTK0277	M	GRACIA LIONEL R	07/16/2021	10/27/2021	67808329	158.76
AT7	15610015001	095	UT	CM	01/01/2021	306T3656	WC	FTK9179	M	JULI EPULLMAN	08/28/2021	10/20/2021	67803225	158.18
AT7	11450	042	UT	CB	01/01/2020	306T3656	WC	FPR7119	M	PHILLIPS JOHN	05/12/2020	10/20/2021	67802643	155.57
AT7	13900	042	UT	CB	01/01/2021	306T3656	WC	FSJ3306	E	BERRYHILL LORRAIN	03/02/2021	10/28/2021	22000038	152.02
AT7	15320023	042	UT	CB	01/01/2021	306T3656	WC	FSS8030	M	JOHNSON KAREN	05/14/2021	10/13/2021	33230322	149.80
AT7	12110002	042	UT	CB	01/01/2020	306T3656	WC	FQV6925	M	CROUSE AMBER	10/13/2020	10/20/2021	33249638	149.80
AT7	13580	042	UT	CB	01/01/2021	306T3656	WC	FRU2531	M	NAKAI RITA	01/05/2021	10/13/2021	67797950	149.66
AT7	16110211	042	UT	CB	01/01/2021	306T3656	WC	FTK0277	E	GRACIA LIONEL R	07/16/2021	10/20/2021	22000008	149.55
AT7	11200004	042	UT	CB	01/01/2021	306T3656	WC	FTA0846	M	EVANS MATTHEW	06/01/2021	10/06/2021	67792499	149.04
AT7	11200004	042	UT	CB	01/01/2021	306T3656	WC	FTA0846	M	EVANS MATTHEW	06/01/2021	10/13/2021	67797949	149.04
AT7	15610004	042	UT	CB	01/01/2020	306T3656	WC	FPZ6063	M	HUNTER JED W	06/30/2020	10/27/2021	67808343	145.83
AT7	11200004	042	UT	CB	01/01/2021	306T3656	WC	FTA0846	E	EVANS MATTHEW	06/01/2021	10/27/2021	22000031	144.50
AT7	13980007	042	UT	CB	01/01/2021	306T3656	WC	FSS5718	M	COATES JENNY	05/03/2021	10/13/2021	67797998	143.52
AT7	15750	042	UT	CB	01/01/2007	306T3656	WC	CAU6403	M	NEWSOME PAUL	08/06/2007	10/14/2021	2289810	140.87
AT7	14190012	042	UT	CB	01/01/2021	306T3656	WC	FRU6257	M	MILLER DARIN	01/12/2021	10/12/2021	2289192	139.95
AT7	12960008	042	UT	CB	01/01/2021	306T3656	WC	FTK4420	M	OLESON PAUL	08/01/2021	10/06/2021	67792497	139.74
AT7	12960008	042	UT	CB	01/01/2021	306T3656	WC	FTK4420	M	OLESON PAUL	08/01/2021	10/13/2021	67797940	139.74
AT7	16080001001	042	UT	CB	01/01/2021	306T3656	WC	FTK5315	M	JOHNSON TODD	08/09/2021	10/13/2021	67797958	139.65
AT7	16080001001	042	UT	CB	01/01/2021	306T3656	WC	FTQ1800	M	LIVINGSTON TYLER	09/12/2021	10/06/2021	33216124	139.10

**CSS Worker's Compensation Disbursements
Oct 2021 - By Check Amount**

Client Code	Organization Code	Adjusting Office	State	Claim Designator	Policy Effective Date	Policy Number	Line	Claim Number	Payment Type	Claimant Name	Loss Date	Charge Date	Check Number	Check Amount
AT7	13900	042	UT	CB	01/01/2021	306T3656	WC	FSJ3306	M	BERRYHILL LORRAIN	03/02/2021	10/13/2021	33227634	139.10
AT7	16110211	042	UT	CB	01/01/2021	306T3656	WC	FTK0277	M	GRACIA LIONEL R	07/16/2021	10/13/2021	33233601	139.10
AT7	10610005	042	UT	CB	01/01/2021	306T3656	WC	FSS6088	M	JACKSON BURKE A	04/22/2021	10/20/2021	33256687	139.10
AT7	13160001	042	UT	CB	01/01/2020	306T3656	WC	FQV1705	M	BUTLER BRETT	09/10/2020	10/27/2021	33270504	139.10
AT7	14480022040	042	UT	CB	01/01/2020	306T3656	WC	FQV3405	M	BAGLEY CHRIS	08/24/2020	10/20/2021	67803267	138.05
AT7	14050007	095	UT	CM	01/01/2021	306T3656	WC	FTK2147	M	OWEN MRUELLE	07/25/2021	10/20/2021	67802247	136.03
AT7	17750	042	UT	CB	01/01/2021	306T3656	WC	FSS3108	M	STEPHENSON MARK	03/16/2021	10/14/2021	2290287	135.38
AT7	17530	042	UT	CB	01/01/2021	306T3656	WC	FTQ3731	M	JASON RBEARDEN	09/19/2021	10/13/2021	67797291	133.38
AT7	14190012	042	UT	CB	01/01/2021	306T3656	WC	FRU6257	M	MILLER DARIN	01/12/2021	10/05/2021	2286811	132.53
AT7	16110114	042	UT	CB	01/01/2020	306T3656	WC	FPZ2824	M	CHRISTENSEN BRETT	06/15/2020	10/27/2021	67808329	131.70
AT7	14390002	042	UT	CB	01/01/2021	306T3656	WC	FTA4201	M	HADLOCK NICOLE	06/15/2021	10/20/2021	67802876	131.54
AT7	12210001	095	UT	CM	01/01/2021	306T3656	WC	FTQ1922	M	BAYLEN NISSE	08/03/2021	10/06/2021	67791876	130.29
AT7	13660003	042	UT	CB	01/01/2019	306T3656	WC	FKV3457	E	DALTON DEREK	02/08/2019	10/06/2021	33197601	130.00
AT7	14480007010	042	UT	CB	01/01/2021	306T3656	WC	FTA8379	E	VAN NOSDOL TY	06/08/2021	10/06/2021	33211146	130.00
AT7	12360001	042	UT	CB	01/01/2021	306T3656	WC	FTK5938	E	GARCIA RODRIGO	08/12/2021	10/06/2021	33212652	130.00
AT7	16080001001	042	UT	CB	01/01/2021	306T3656	WC	FTQ1811	E	DeGering James	08/26/2021	10/06/2021	33215918	130.00
AT7	14680008	042	UT	CB	01/01/2020	306T3656	WC	FRP6047	E	DAVIS GLENN	11/30/2020	10/13/2021	33225979	130.00
AT7	14580010	042	UT	CB	01/01/2021	306T3656	WC	FSS1511	E	PUMMELL KEVIN	03/30/2021	10/13/2021	33230795	130.00
AT7	16690004	042	UT	CB	01/01/2021	306T3656	WC	FSS8764	E	CANDALOT KURT L	05/19/2021	10/13/2021	33230627	130.00
AT7	13750001	042	UT	CB	01/01/2021	306T3656	WC	FTA4299	E	KLEVEN ERIC	06/11/2021	10/13/2021	33241387	130.00
AT7	12940016	042	UT	CB	01/01/2021	306T3656	WC	FTQ0600	E	THOMPSON JAMES	08/06/2021	10/13/2021	33238294	130.00
AT7	12230002007	042	UT	CB	01/01/2021	306T3656	WC	FTA0416	E	TESEN EDWARD	05/24/2021	10/20/2021	33257779	130.00
AT7	16110211	042	UT	CB	01/01/2021	306T3656	WC	FTK0277	E	GRACIA LIONEL R	07/16/2021	10/20/2021	33256185	130.00
AT7	16080003001	042	UT	CB	01/01/2021	306T3656	WC	FTQ0606	E	JENSEN JEREMIAH	09/06/2021	10/20/2021	33260240	130.00
AT7	13660003	042	UT	CB	01/01/2019	306T3656	WC	FKV3457	E	DALTON DEREK	02/08/2019	10/27/2021	33267137	130.00
AT7	11460	042	UT	CB	01/01/2020	306T3656	WC	FPD1532	E	HONE BRENT	02/11/2020	10/27/2021	33268770	130.00
AT7	16690019	042	UT	CB	01/01/2021	306T3656	WC	FSJ9843	E	PERKINS GLENNARAE	04/02/2021	10/27/2021	33277404	130.00
AT7	14480007010	095	UT	CM	01/01/2021	306T3656	WC	FTA9708	E	VANNOSDOL CORY	07/14/2021	10/27/2021	33285557	130.00
AT7	17950	095	UT	CM	01/01/2021	306T3656	WC	FTK4591	E	WILSON JACKIE	07/26/2021	10/27/2021	33286129	130.00
AT7	11490022006	042	UT	CB	01/01/2021	306T3656	WC	FTK8302	E	JOHN MARSHALL	08/18/2021	10/27/2021	33286293	130.00
AT7	12360003	095	UT	CM	01/01/2021	306T3656	WC	FTK1993	M	LOPEZ CINDY	07/26/2021	10/27/2021	67808276	129.46
AT7	15320023	042	UT	CB	01/01/2021	306T3656	WC	FSS8030	M	JOHNSON KAREN	05/14/2021	10/20/2021	67803192	129.15
AT7	14190013	042	UT	CB	01/01/2020	306T3656	WC	FQV6752	E	MAGLEBY TIFFANY	09/23/2020	10/28/2021	22000022	128.99
AT7	14480007011	042	UT	CB	01/01/2021	306T3656	WC	FTK7049	M	SYKES JEAN J	08/18/2021	10/19/2021	2291047	128.50
AT7	17530	042	UT	CB	01/01/2021	306T3656	WC	FTQ3731	M	JASON RBEARDEN	09/19/2021	10/13/2021	33240370	128.40
AT7	11690005	042	UT	CB	01/01/2020	306T3656	WC	FPR6237	M	GUNN KRISTI	05/05/2020	10/20/2021	33246953	128.40

**CSS Worker's Compensation Disbursements
Oct 2021 - By Check Amount**

Client Code	Organization Code	Adjusting Office	State	Claim Designator	Policy Effective Date	Policy Number	Line	Claim Number	Payment Type	Claimant Name	Loss Date	Charge Date	Check Number	Check Amount
AT7	14480007011	042	UT	CB	01/01/2021	306T3656	WC	FTK7049	M	SYKES JEAN J	08/18/2021	10/19/2021	2291048	127.72
AT7	16110211	042	UT	CB	01/01/2021	306T3656	WC	FSS1197	M	PAINTER CODY B	03/24/2021	10/13/2021	67798003	127.26
AT7	15610015003	095	UT	CM	01/01/2021	306T3656	WC	FTQ2307	M	JARED TWARNER	09/14/2021	10/13/2021	67798002	127.26
AT7	10750007	095	UT	CM	01/01/2021	306T3656	WC	FTQ3278	M	ARMANDO GUZMAN	09/16/2021	10/13/2021	67798007	127.26
AT7	14480011019	095	UT	CM	01/01/2021	306T3656	WC	FTQ3453	M	HILDA GARCIA	09/18/2021	10/13/2021	67798002	127.26
AT7	13890	042	UT	CB	01/01/2021	306T3656	WC	FTQ3580	M	FREDDY LLOERTSCHE	09/04/2021	10/20/2021	67803275	127.26
AT7	16690009	095	UT	CM	01/01/2021	306T3656	WC	FTQ4048	M	AMANDA SUMSION	09/20/2021	10/20/2021	67803274	127.26
AT7	15320005	042	UT	CB	01/01/2021	306T3656	WC	FTQ4263	M	BRAD BZILLES	09/23/2021	10/20/2021	67803279	127.26
AT7	14250	042	UT	CB	01/01/2021	306T3656	WC	FTK9491	M	KENDALL PARK	08/27/2021	10/27/2021	67808266	127.26
AT7	12160	042	UT	CB	01/01/2010	306T3656	WC	EMM9305	E	JOHNSON KELLY R	12/30/2010	10/14/2021	22000216	125.26
AT7	16080001001	042	UT	CB	01/01/2021	306T3656	WC	FTQ1800	M	LIVINGSTON TYLER	09/12/2021	10/13/2021	67797375	124.88
AT7	16080003001	042	UT	CB	01/01/2021	306T3656	WC	FTQ0606	M	JENSEN JEREMIAH	09/06/2021	10/20/2021	67802663	124.88
AT7	10310008	095	UT	CM	01/01/2021	306T3656	WC	FTQ4206	M	LARRY WZOLMAN	09/22/2021	10/06/2021	67792479	124.71
AT7	12160	042	UT	CB	01/01/2010	306T3656	WC	EMM9305	E	JOHNSON KELLY R	12/30/2010	10/14/2021	22000217	123.87
AT7	14640012	042	UT	CB	01/01/2021	306T3656	WC	FTA9932	M	SCOVIL AMARIA	07/12/2021	10/06/2021	67792096	123.30
AT7	14050001001	042	UT	CB	01/01/2021	306T3656	WC	FTA7813	E	CRNICH ANDY S	07/02/2021	10/21/2021	22000023	120.24
AT7	16410	042	UT	CB	01/01/2020	306T3656	WC	FQM3702	M	MCDONALD CHAD	08/07/2020	10/13/2021	33224097	120.00
AT7	17310007	095	UT	CM	01/01/2021	306T3656	WC	FTK5959	M	LAPALE FETUUAHO J	08/12/2021	10/06/2021	67792554	118.16
AT7	14740003	095	UT	CM	01/01/2021	306T3656	WC	FSJ8220	M	PENMAN TRASE	03/22/2021	10/13/2021	67798008	118.16
AT7	16110413	042	UT	CB	01/01/2021	306T3656	WC	FSS2261	M	LIRA ANTHONY J	04/15/2021	10/13/2021	67798004	118.16
AT7	16690015	095	UT	CM	01/01/2021	306T3656	WC	FTK6388	M	EYRE JANALEE	07/07/2021	10/13/2021	67798009	118.16
AT7	14500002	095	UT	CM	01/01/2021	306T3656	WC	FTQ3642	M	JASON LFERRY	09/21/2021	10/20/2021	67803280	118.16
AT7	10750007	095	UT	CM	01/01/2021	306T3656	WC	FTQ3278	M	ARMANDO GUZMAN	09/16/2021	10/27/2021	67808385	118.16
AT7	14190017	042	UT	CB	01/01/2021	306T3656	WC	FTA8041	M	LIDDELL LISA	07/02/2021	10/05/2021	2286947	118.15
AT7	11450	042	UT	CB	01/01/2020	306T3656	WC	FPR7119	M	PHILLIPS JOHN	05/12/2020	10/06/2021	33200913	117.70
AT7	15320001	042	UT	CB	01/01/2021	306T3656	WC	FTK2892	M	RICHARDSON MICHAE	07/08/2021	10/06/2021	33212882	117.70
AT7	16690019	042	UT	CB	01/01/2021	306T3656	WC	FSJ9843	M	PERKINS GLENNARAE	04/02/2021	10/13/2021	33232341	117.70
AT7	12230002007	042	UT	CB	01/01/2021	306T3656	WC	FTA0416	M	TESEN EDWARD	05/24/2021	10/13/2021	33235252	117.70
AT7	12960008	042	UT	CB	01/01/2021	306T3656	WC	FTK4420	M	OLESON PAUL	08/01/2021	10/20/2021	33257443	117.70
AT7	16110440	042	UT	CB	01/01/2021	306T3656	WC	FRU5506	M	ELLSWORTH MICHAEL	01/22/2021	10/27/2021	33273687	117.70
AT7	14480007011	042	UT	CB	01/01/2021	306T3656	WC	FSJ3387	M	NGUYEN LE	03/02/2021	10/06/2021	67792501	117.45
AT7	13270	042	UT	CB	01/01/1998	306T4813	WC	A4J7016	M	BIRD TRACY	07/25/1998	10/28/2021	2293517	116.69
AT7	14480011019	042	UT	CB	01/01/2019	306T3656	WC	FKV1428	M	O'BRIEN JAMES W	01/08/2019	10/13/2021	67797998	116.00
AT7	13640004	042	UT	CB	01/01/2020	306T3656	WC	FPZ8038	M	RUNOLFSON GABRIEL	07/02/2020	10/13/2021	67797998	116.00
AT7	17870	095	UT	CM	01/01/2021	306T3656	WC	FSJ7845	M	ROCIO ESPITIA MAR	03/17/2021	10/13/2021	67797999	116.00
AT7	10610007	095	UT	CM	01/01/2021	306T3656	WC	FTK3256	M	CARLSON MICHAEL	07/28/2021	10/13/2021	67798000	116.00

**CSS Worker's Compensation Disbursements
Oct 2021 - By Check Amount**

Client Code	Organization Code	Adjusting Office	State	Claim Designator	Policy Effective Date	Policy Number	Line	Claim Number	Payment Type	Claimant Name	Loss Date	Charge Date	Check Number	Check Amount
AT7	12110002	042	UT	CB	01/01/2020	306T3656	WC	FQV6925	M	CROUSE AMBER	10/13/2020	10/20/2021	67803267	116.00
AT7	14680008	042	UT	CB	01/01/2020	306T3656	WC	FRP6047	M	DAVIS GLENN	11/30/2020	10/20/2021	67803267	116.00
AT7	16110211	042	UT	CB	01/01/2021	306T3656	WC	FSS8679	M	IVERSON DOUGLAS J	05/19/2021	10/20/2021	67803267	116.00
AT7	13660003	042	UT	CB	01/01/2021	306T3656	WC	FTK9767	M	WEIGHT JENNIFER	08/27/2021	10/06/2021	67792478	115.80
AT7	12590001	095	UT	CM	01/01/2021	306T3656	WC	FTQ6390	M	TREVON GREENWOOD	10/01/2021	10/20/2021	67803208	115.80
AT7	12960001	042	UT	CB	01/01/2021	306T3656	WC	FTK8865	M	GODFREY JEREMY	08/26/2021	10/20/2021	67803219	115.67
AT7	14190014	042	UT	CB	01/01/2021	306T3656	WC	FTQ1899	M	ROXANNA MOOI	08/31/2021	10/06/2021	67792502	114.53
AT7	14480007010	095	UT	CM	01/01/2021	306T3656	WC	FTA9708	C	VANNOSDOL CORY	07/14/2021	10/27/2021	67806422	113.71
AT7	12380	042	UT	CB	01/01/2009	306T3656	WC	A4J4807	E	BRADSHAW TOM G	07/13/2009	10/07/2021	22000336	113.48
AT7	14680011	095	UT	CM	01/01/2021	306T3656	WC	FTA5494	M	FAULKNER JOSH	06/18/2021	10/07/2021	2288213	112.86
AT7	11520	095	UT	CM	01/01/2021	306T3656	WC	FTA2860	M	GREG TUCKER	06/04/2021	10/13/2021	67797947	112.25
AT7	12230002007	042	UT	CB	01/01/2021	306T3656	WC	FTA0416	M	TESEN EDWARD	05/24/2021	10/20/2021	67803271	111.36
AT7	12230004019	042	UT	CB	01/01/2021	306T3656	WC	FRU7894	M	COOK DARIN	02/03/2021	10/27/2021	67808228	111.15
AT7	14480022030	042	UT	CB	01/01/2021	306T3656	WC	FSJ6711	M	RICHARDSON JOSEPH	03/16/2021	10/01/2021	67788810	110.00
AT7	12690002	042	UT	CB	01/01/2021	306T3656	WC	FSS2485	E	MORROW JOSHUA	04/18/2021	10/28/2021	22000020	109.94
AT7	10600	042	UT	CB	01/01/2020	306T3656	WC	FRU0892	E	JENSEN STEWART	12/29/2020	10/21/2021	22000018	109.67
AT7	14190017	042	UT	CB	01/01/2021	306T3656	WC	FTA8041	M	LIDDELL LISA	07/02/2021	10/05/2021	2286946	107.08
AT7	15320023	042	UT	CB	01/01/2021	306T3656	WC	FSS8030	M	JOHNSON KAREN	05/14/2021	10/06/2021	33207226	107.00
AT7	12940016	042	UT	CB	01/01/2021	306T3656	WC	FTQ0600	M	THOMPSON JAMES	08/06/2021	10/06/2021	33215694	107.00
AT7	13660003	042	UT	CB	01/01/2019	306T3656	WC	FKV3457	M	DALTON DEREK	02/08/2019	10/13/2021	33220913	107.00
AT7	12690002	042	UT	CB	01/01/2021	306T3656	WC	FSS2485	M	MORROW JOSHUA	04/18/2021	10/13/2021	33229147	107.00
AT7	15610015003	042	UT	CB	01/01/2021	306T3656	WC	FTA7023	M	ADAMS ZACHARY K	06/30/2021	10/27/2021	33277591	107.00
AT7	11490022006	042	UT	CB	01/01/2021	306T3656	WC	FTK8302	M	JOHN MARSHALL	08/18/2021	10/13/2021	67797947	106.34
AT7	10600	042	UT	CB	01/01/2020	306T3656	WC	FRU0892	E	JENSEN STEWART	12/29/2020	10/21/2021	22000019	106.20
AT7	12360003	095	UT	CM	01/01/2021	306T3656	WC	FTK1993	M	LOPEZ CINDY	07/26/2021	10/05/2021	2287000	106.13
AT7	16110510	042	UT	CB	01/01/2021	306T3656	WC	FTK3182	M	OXENDINE DAVID E	07/30/2021	10/13/2021	67797945	105.93
AT7	15750004	095	UT	CM	01/01/2021	306T3656	WC	FTA5183	M	FORBES CODY J	06/18/2021	10/13/2021	67797288	105.23
AT7	11860	042	UT	CB	01/01/2011	306T3656	WC	EPU2290	M	WOOD SAMUEL J	06/16/2011	10/27/2021	67807420	105.23
AT7	12690002	042	UT	CB	01/01/2021	306T3656	WC	FSS2485	M	MORROW JOSHUA	04/18/2021	10/27/2021	67808336	105.23
AT7	17950	095	UT	CM	01/01/2021	306T3656	WC	FTK4591	M	WILSON JACKIE	07/26/2021	10/27/2021	67808346	105.23
AT7	14190017	042	UT	CB	01/01/2021	306T3656	WC	FTA8041	M	LIDDELL LISA	07/02/2021	10/26/2021	2292714	104.20
AT7	10810	042	UT	CB	01/01/2004	306T4813	WC	A4J2029	M	HANSGEN BRYAN	10/12/2004	10/20/2021	67803079	102.82
AT7	10810	042	UT	CB	01/01/1998	306T4813	WC	A4J7023	M	PATTERSON WILLIAM	09/25/1998	10/20/2021	67803079	102.82
AT7	13160001	042	UT	CB	01/01/2020	306T3656	WC	FQV1705	M	BUTLER BRETT	09/10/2020	10/20/2021	67802275	102.82
AT7	11690012	095	UT	CM	01/01/2021	306T3656	WC	FTQ5470	M	KOLBY BRKLACICH	09/30/2021	10/27/2021	67808386	102.56
AT7	14480007012	042	UT	CB	01/01/2020	306T3656	WC	FQV9028	M	ROBINSON ZAC	10/21/2020	10/20/2021	67803267	102.30

**CSS Worker's Compensation Disbursements
Oct 2021 - By Check Amount**

Client Code	Organization Code	Adjusting Office	State	Claim Designator	Policy Effective Date	Policy Number	Line	Claim Number	Payment Type	Claimant Name	Loss Date	Charge Date	Check Number	Check Amount
AT7	11830009	095	UT	CM	01/01/2021	306T3656	WC	FTA5618	M	HINCK TYRONE	06/22/2021	10/13/2021	67798006	101.68
AT7	14190014	042	UT	CB	01/01/2020	306T3656	WC	FPZ6313	M	MOOI ROXANNA W	06/17/2020	10/06/2021	67791826	100.22
AT7	16110510	042	UT	CB	01/01/2017	306T3656	WC	FBG6523	M	HUMPHRIES JANA E	11/28/2017	10/13/2021	67796845	100.05
AT7	15530004	042	UT	CB	01/01/2020	306T3656	WC	FQV6644	M	NYMAN JOANN	10/13/2020	10/27/2021	67808350	99.90
AT7	13880	095	UT	CM	01/01/2021	306T3656	WC	FTK2761	M	SODERQUIST BLAKE	07/28/2021	10/06/2021	67792508	99.82
AT7	10640	042	UT	CB	01/01/2016	306T3656	WC	ESL7571	M	BATES LAURIE	01/19/2016	10/13/2021	67797942	99.73
AT7	10310008	095	UT	CM	01/01/2021	306T3656	WC	FTQ4206	M	ZOLMAN LARRY W	09/22/2021	10/19/2021	2291133	99.50
AT7	15520	042	UT	CB	01/01/2021	306T3656	WC	FTA6034	M	HANNIFIN TIMOTHY	06/25/2021	10/13/2021	67797942	98.71
AT7	16080001003	095	UT	CM	01/01/2021	306T3656	WC	FTA9307	M	STEPHENS BANNING	07/13/2021	10/27/2021	67808356	97.61
AT7	14480007011	042	UT	CB	01/01/2021	306T3656	WC	FTK7049	M	SYKES JEAN J	08/18/2021	10/06/2021	67792498	97.14
AT7	16690004	042	UT	CB	01/01/2021	306T3656	WC	FSS8764	M	CANDALOT KURT L	05/19/2021	10/06/2021	33207520	96.30
AT7	14640019	042	UT	CB	01/01/2021	306T3656	WC	FTA9145	M	GOODE JOSHUA	07/11/2021	10/06/2021	33214290	96.30
AT7	12360001	042	UT	CB	01/01/2021	306T3656	WC	FTK5938	M	GARCIA RODRIGO	08/12/2021	10/06/2021	33212653	96.30
AT7	11690005	042	UT	CB	01/01/2020	306T3656	WC	FPR6237	M	GUNN KRISTI	05/05/2020	10/13/2021	33223719	96.30
AT7	14480007010	042	UT	CB	01/01/2021	306T3656	WC	FTA8379	M	VAN NOSDOL TY	06/08/2021	10/13/2021	33234123	96.30
AT7	11460	042	UT	CB	01/01/2020	306T3656	WC	FPD1532	M	HONE BRENT	02/11/2020	10/20/2021	33245994	96.30
AT7	12690002	042	UT	CB	01/01/2021	306T3656	WC	FSS2485	M	MORROW JOSHUA	04/18/2021	10/20/2021	33252095	96.30
AT7	16110211	042	UT	CB	01/01/2021	306T3656	WC	FTK0277	M	GRACIA LIONEL R	07/16/2021	10/20/2021	33256186	96.30
AT7	13750001	042	UT	CB	01/01/2021	306T3656	WC	FTA4299	M	KLEVEN ERIC	06/11/2021	10/27/2021	33284360	96.30
AT7	16080003001	042	UT	CB	01/01/2021	306T3656	WC	FTQ0606	M	JENSEN JEREMIAH	09/06/2021	10/27/2021	33282118	96.30
AT7	14190012	042	UT	CB	01/01/2021	306T3656	WC	FRU6257	M	MILLER DARIN	01/12/2021	10/07/2021	67793318	96.29
AT7	14640019	042	UT	CB	01/01/2021	306T3656	WC	FTA9145	M	GOODE JOSHUA	07/11/2021	10/06/2021	67792543	95.68
AT7	13060002	095	UT	CM	01/01/2021	306T3656	WC	FTQ0221	M	GARRETT SAFLEY	09/01/2021	10/06/2021	67791213	95.68
AT7	11660007	095	UT	CM	01/01/2021	306T3656	WC	FTQ0985	M	SHAW CHRISTOPH	09/01/2021	10/13/2021	67796655	95.68
AT7	14480007011	042	UT	CB	01/01/2021	306T3656	WC	FSJ3387	M	NGUYEN LE	03/02/2021	10/06/2021	67792498	95.46
AT7	12110002	042	UT	CB	01/01/2020	306T3656	WC	FQV6925	E	CROUSE AMBER	10/13/2020	10/06/2021	33203299	95.00
AT7	16110440	042	UT	CB	01/01/2021	306T3656	WC	FRU5506	E	ELLSWORTH MICHAEL	01/22/2021	10/06/2021	33205019	95.00
AT7	14640024	042	UT	CB	01/01/2021	306T3656	WC	FRU7752	E	SABEY CHRIS C	02/03/2021	10/06/2021	33204380	95.00
AT7	16110413	042	UT	CB	01/01/2021	306T3656	WC	FSS2261	E	LIRA ANTHONY J	04/15/2021	10/06/2021	33208268	95.00
AT7	17080	042	UT	CB	01/01/2021	306T3656	WC	FTA3715	E	PARRISH GREG	06/03/2021	10/06/2021	33210775	95.00
AT7	14190017	042	UT	CB	01/01/2021	306T3656	WC	FTA8041	E	LIDDELL LISA	07/02/2021	10/06/2021	33209854	95.00
AT7	13900	042	UT	CB	01/01/2021	306T3656	WC	FSJ3306	E	BERRYHILL LORRAIN	03/02/2021	10/13/2021	33227633	95.00
AT7	15320023	042	UT	CB	01/01/2021	306T3656	WC	FSS8030	E	JOHNSON KAREN	05/14/2021	10/13/2021	33230320	95.00
AT7	16110211	042	UT	CB	01/01/2021	306T3656	WC	FSS8679	E	IVERSON DOUGLAS J	05/19/2021	10/13/2021	33230427	95.00
AT7	14190017	042	UT	CB	01/01/2021	306T3656	WC	FTA8041	E	LIDDELL LISA	07/02/2021	10/13/2021	33232915	95.00
AT7	14640024	042	UT	CB	01/01/2021	306T3656	WC	FRU7752	E	SABEY CHRIS C	02/03/2021	10/20/2021	33250601	95.00

**CSS Worker's Compensation Disbursements
Oct 2021 - By Check Amount**

Client Code	Organization Code	Adjusting Office	State	Claim Designator	Policy Effective Date	Policy Number	Line	Claim Number	Payment Type	Claimant Name	Loss Date	Charge Date	Check Number	Check Amount
AT7	16080001005	042	UT	CB	01/01/2021	306T3656	WC	FSJ4797	E	ALLEN CATHERINE	02/19/2021	10/20/2021	33251813	95.00
AT7	12690002	042	UT	CB	01/01/2021	306T3656	WC	FSS2485	E	MORROW JOSHUA	04/18/2021	10/20/2021	33252094	95.00
AT7	12960008	042	UT	CB	01/01/2021	306T3656	WC	FTK4420	E	OLESON PAUL	08/01/2021	10/20/2021	33257441	95.00
AT7	13980007	042	UT	CB	01/01/2021	306T3656	WC	FSS5718	M	COATES JENNY	05/03/2021	10/28/2021	2293888	94.82
AT7	15530004	042	UT	CB	01/01/2020	306T3656	WC	FQV6644	M	NYMAN JOANN	10/13/2020	10/06/2021	67792509	94.63
AT7	13230	042	UT	CB	01/01/1993	306T4813	WC	A4J7027	M	SERASSIO DARLA	10/15/1993	10/21/2021	2291699	93.52
AT7	12960008	042	UT	CB	01/01/2021	306T3656	WC	FTK4420	M	OLESON PAUL	08/01/2021	10/20/2021	67803218	92.00
AT7	12570	042	UT	CB	01/01/2021	306T3656	WC	FTK4709	E	ABBOTT KARL M	08/07/2021	10/14/2021	22000006	91.11
AT7	17370	095	UT	CM	01/01/2021	306T3656	WC	FTK4885	M	BRENT MPICKERING	08/08/2021	10/21/2021	2292119	91.07
AT7	15520	042	UT	CB	01/01/2021	306T3656	WC	FTA6034	M	HANNIFIN TIMOTHY	06/25/2021	10/06/2021	67792498	89.96
AT7	13980015	042	UT	CB	01/01/2021	306T3656	WC	FTA9068	M	THOMPSON JODI	07/12/2021	10/20/2021	67803219	89.96
AT7	13160002	042	UT	CB	01/01/2021	306T3656	WC	FSS8436	E	SPENCER JOHN	05/18/2021	10/29/2021	67810023	89.10
AT7	14640024	042	UT	CB	01/01/2021	306T3656	WC	FRU7752	M	SABEY CHRIS C	02/03/2021	10/20/2021	67803219	88.74
AT7	10480011	095	UT	CM	01/01/2021	306T3656	WC	FTQ3154	M	ADDLEY KELSY	09/18/2021	10/13/2021	67797595	88.64
AT7	10480011	095	UT	CM	01/01/2021	306T3656	WC	FTQ3154	M	ADDLEY KELSY	09/18/2021	10/27/2021	67808005	88.64
AT7	16690015	095	UT	CM	01/01/2021	306T3656	WC	FTK6388	M	EYRE JANALEE	07/07/2021	10/06/2021	67792552	88.62
AT7	11690007	095	UT	CM	01/01/2021	306T3656	WC	FTK8030	M	TIMOTHY KAITLYN	08/24/2021	10/06/2021	67792555	88.62
AT7	11690007	095	UT	CM	01/01/2021	306T3656	WC	FTK9936	M	ZIMMERMAN JOSEPH	09/01/2021	10/06/2021	67792555	88.62
AT7	13750001	042	UT	CB	01/01/2021	306T3656	WC	FTA4299	M	KLEVEN ERIC	06/11/2021	10/13/2021	67798005	88.62
AT7	15610015003	042	UT	CB	01/01/2021	306T3656	WC	FTK7667	M	MORALES JORGE A	08/20/2021	10/13/2021	67798001	88.62
AT7	11690007	095	UT	CM	01/01/2021	306T3656	WC	FTK8030	M	TIMOTHY KAITLYN	08/24/2021	10/13/2021	67798010	88.62
AT7	14480007010	095	UT	CM	01/01/2021	306T3656	WC	FTA9708	M	VANNOSDOL CORY	07/14/2021	10/20/2021	67803273	88.62
AT7	10750007	095	UT	CM	01/01/2021	306T3656	WC	FTQ3278	M	ARMANDO GUZMAN	09/16/2021	10/20/2021	67803278	88.62
AT7	14480007011	095	UT	CM	01/01/2021	306T3656	WC	FTQ4626	M	TAMARA LAWRENCE	09/22/2021	10/20/2021	67803274	88.62
AT7	14480011019	095	UT	CM	01/01/2021	306T3656	WC	FTQ3453	M	HILDA GARCIA	09/18/2021	10/27/2021	67808384	88.62
AT7	14190017	042	UT	CB	01/01/2021	306T3656	WC	FTA8041	M	LIDDELL LISA	07/02/2021	10/06/2021	2287605	88.20
AT7	15520	042	UT	CB	01/01/2021	306T3656	WC	FTA6034	M	HANNIFIN TIMOTHY	06/25/2021	10/20/2021	67803219	88.05
AT7	12230002007	042	UT	CB	01/01/2021	306T3656	WC	FTA0416	E	TESEN EDWARD	05/24/2021	10/21/2021	22000023	88.03
AT7	10310002	042	UT	CB	01/01/2021	306T3656	WC	FTK7818	M	ALLRED LIESL K	08/20/2021	10/06/2021	67792478	86.85
AT7	10310008	095	UT	CM	01/01/2021	306T3656	WC	FTQ4206	M	ZOLMAN LARRY W	09/22/2021	10/13/2021	67797929	86.85
AT7	10310008	095	UT	CM	01/01/2021	306T3656	WC	FTQ4206	M	ZOLMAN LARRY W	09/22/2021	10/20/2021	67803208	86.85
AT7	11030003	042	UT	CB	01/01/2021	306T3656	WC	FSJ9109	M	HARRIS ANDREW D	03/30/2021	10/20/2021	278793	86.24
AT7	15750	042	UT	CB	01/01/2007	306T3656	WC	CAU6403	M	NEWSOME PAUL	08/06/2007	10/06/2021	33195607	85.60
AT7	11030003	042	UT	CB	01/01/2021	306T3656	WC	FSJ9109	M	HARRIS ANDREW D	03/30/2021	10/06/2021	33209050	85.60
AT7	16110211	042	UT	CB	01/01/2021	306T3656	WC	FSS8679	M	IVERSON DOUGLAS J	05/19/2021	10/06/2021	33207335	85.60
AT7	14640024	042	UT	CB	01/01/2021	306T3656	WC	FRU7752	M	SABEY CHRIS C	02/03/2021	10/13/2021	33227536	85.60

**CSS Worker's Compensation Disbursements
Oct 2021 - By Check Amount**

Client Code	Organization Code	Adjusting Office	State	Claim Designator	Policy Effective Date	Policy Number	Line	Claim Number	Payment Type	Claimant Name	Loss Date	Charge Date	Check Number	Check Amount
AT7	16110211	042	UT	CB	01/01/2021	306T3656	WC	FSS8679	M	IVERSON DOUGLAS J	05/19/2021	10/13/2021	33230428	85.60
AT7	14390002	042	UT	CB	01/01/2021	306T3656	WC	FTA4201	M	HADLOCK NICOLE	06/15/2021	10/13/2021	33231844	85.60
AT7	12960008	042	UT	CB	01/01/2021	306T3656	WC	FTK4420	M	OLESON PAUL	08/01/2021	10/13/2021	33234923	85.60
AT7	12230002007	042	UT	CB	01/01/2021	306T3656	WC	FTA0416	M	TESEN EDWARD	05/24/2021	10/20/2021	33257780	85.60
AT7	15520	042	UT	CB	01/01/2021	306T3656	WC	FTA6034	M	HANNIFIN TIMOTHY	06/25/2021	10/20/2021	33255259	85.60
AT7	14480011023	042	UT	CB	01/01/2021	306T3656	WC	FSS6142	M	O'BRIEN JIM	05/04/2021	10/27/2021	33282295	85.60
AT7	12230002007	042	UT	CB	01/01/2021	306T3656	WC	FTA0416	M	TESEN EDWARD	05/24/2021	10/27/2021	33279844	85.60
AT7	14740003	042	UT	CB	01/01/2021	306T3656	WC	FTA3397	M	OBRAY TANNER	06/11/2021	10/27/2021	33276722	85.60
AT7	17080	042	UT	CB	01/01/2021	306T3656	WC	FTA3715	M	PARRISH GREG	06/03/2021	10/27/2021	33278605	85.60
AT7	16080003004	095	UT	CM	01/01/2021	306T3656	WC	FTA4069	M	WHEELER HIRAM	05/23/2021	10/06/2021	67792518	85.50
AT7	16080002005	095	UT	CM	01/01/2021	306T3656	WC	FTA4810	M	COOPER ROSS	06/07/2021	10/06/2021	67792518	85.50
AT7	16080001003	042	UT	CB	01/01/2021	306T3656	WC	FTK3625	M	O'HARRA GORDON	07/15/2021	10/06/2021	67792517	85.50
AT7	16080001001	042	UT	CB	01/01/2021	306T3656	WC	FTK5315	M	JOHNSON TODD	08/09/2021	10/06/2021	67792517	85.50
AT7	16080001002	042	UT	CB	01/01/2021	306T3656	WC	FTQ2341	M	WALKER GEOFFREY	08/24/2021	10/06/2021	67792517	85.50
AT7	16080001001	042	UT	CB	01/01/2021	306T3656	WC	FSJ0221	M	LATHEN WESLEY	02/15/2021	10/13/2021	67797958	85.50
AT7	16080001003	042	UT	CB	01/01/2021	306T3656	WC	FTK3625	M	O'HARRA GORDON	07/15/2021	10/13/2021	67797958	85.50
AT7	16080001001	042	UT	CB	01/01/2021	306T3656	WC	FTQ1800	M	LIVINGSTON TYLER	09/12/2021	10/13/2021	67797958	85.50
AT7	16080001002	042	UT	CB	01/01/2021	306T3656	WC	FTQ2341	M	WALKER GEOFFREY	08/24/2021	10/13/2021	67797958	85.50
AT7	16080003001	042	UT	CB	01/01/2021	306T3656	WC	FTQ0606	M	JENSEN JEREMIAH	09/06/2021	10/20/2021	67803233	85.50
AT7	16080002001	042	UT	CB	01/01/2020	306T3656	WC	FQM4001	M	SNELSON NICOLE	08/11/2020	10/27/2021	67808355	85.50
AT7	16080001005	042	UT	CB	01/01/2021	306T3656	WC	FSJ4797	M	ALLEN CATHERINE	02/19/2021	10/27/2021	67808355	85.50
AT7	16080003001	042	UT	CB	01/01/2021	306T3656	WC	FTQ0606	M	JENSEN JEREMIAH	09/06/2021	10/27/2021	67808355	85.50
AT7	16080001001	095	UT	CM	01/01/2021	306T3656	WC	FTQ2252	M	ALBEE MIKE	09/05/2021	10/27/2021	67808356	85.50
AT7	14760	042	UT	CB	01/01/1995	306T4813	WC	A4J7034	M	ERICSON EDWIN	08/22/1995	10/28/2021	2293518	85.46
AT7	16410	042	UT	CB	01/01/2020	306T3656	WC	FQM3702	M	MCDONALD CHAD	08/07/2020	10/06/2021	33200818	81.20
AT7	16080001001	042	UT	CB	01/01/2021	306T3656	WC	FSJ0221	M	LATHEN WESLEY	02/15/2021	10/06/2021	67791907	81.20
AT7	16080001001	095	UT	CM	01/01/2021	306T3656	WC	FTQ2252	M	MIKE ALBEE	09/05/2021	10/06/2021	67791906	81.20
AT7	16080002001	042	UT	CB	01/01/2021	306T3656	WC	FTK0467	M	SNELSON NICOLE	05/04/2021	10/13/2021	67797375	81.20
AT7	16080001003	042	UT	CB	01/01/2021	306T3656	WC	FTQ0653	M	DOUGLAS HANNAY	08/12/2021	10/13/2021	67797375	81.20
AT7	17080	042	UT	CB	01/01/2021	306T3656	WC	FTA3715	M	PARRISH GREG	06/03/2021	10/20/2021	67802663	81.20
AT7	16080001001	095	UT	CM	01/01/2021	306T3656	WC	FTQ2252	M	ALBEE MIKE	09/05/2021	10/20/2021	67802664	81.20
AT7	16080001005	042	UT	CB	01/01/2021	306T3656	WC	FSJ4797	M	ALLEN CATHERINE	02/19/2021	10/27/2021	67807811	81.20
AT7	16080001001	042	UT	CB	01/01/2021	306T3656	WC	FTQ1800	M	LIVINGSTON TYLER	09/12/2021	10/27/2021	67807810	81.20
AT7	11640005	042	UT	CB	01/01/2012	306T3656	WC	ETX7968	E	HATCH MICHAEL J	07/06/2012	10/18/2021	67800138	80.00
AT7	14190013	042	UT	CB	01/01/2020	306T3656	WC	FQV6752	E	MAGLEBY TIFFANY	09/23/2020	10/07/2021	22000021	78.76
AT7	16410	042	UT	CB	01/01/2020	306T3656	WC	FQM3702	M	MCDONALD CHAD	08/07/2020	10/11/2021	2288583	77.14

**CSS Worker's Compensation Disbursements
Oct 2021 - By Check Amount**

Client Code	Organization Code	Adjusting Office	State	Claim Designator	Policy Effective Date	Policy Number	Line	Claim Number	Payment Type	Claimant Name	Loss Date	Charge Date	Check Number	Check Amount
AT7	16410	042	UT	CB	01/01/2020	306T3656	WC	FQM3702	M	MCDONALD CHAD	08/07/2020	10/11/2021	2288584	77.14
AT7	16410	042	UT	CB	01/01/2020	306T3656	WC	FQM3702	M	MCDONALD CHAD	08/07/2020	10/11/2021	2288585	77.14
AT7	16410	042	UT	CB	01/01/2020	306T3656	WC	FQM3702	M	MCDONALD CHAD	08/07/2020	10/12/2021	2289122	77.14
AT7	16410	042	UT	CB	01/01/2020	306T3656	WC	FQM3702	M	MCDONALD CHAD	08/07/2020	10/21/2021	2292038	77.14
AT7	13580	042	UT	CB	01/01/2021	306T3656	WC	FRU2531	M	NAKAI RITA	01/05/2021	10/27/2021	67808342	75.86
AT7	15320023	042	UT	CB	01/01/2021	306T3656	WC	FSS8030	M	JOHNSON KAREN	05/14/2021	10/13/2021	33230321	75.00
AT7	13580	042	UT	CB	01/01/2021	306T3656	WC	FRU2531	M	NAKAI RITA	01/05/2021	10/06/2021	33203246	74.90
AT7	16110413	042	UT	CB	01/01/2021	306T3656	WC	FSS2261	M	LIRA ANTHONY J	04/15/2021	10/06/2021	33208269	74.90
AT7	13980015	042	UT	CB	01/01/2021	306T3656	WC	FTA9068	M	THOMPSON JODI	07/12/2021	10/13/2021	33233276	74.90
AT7	16080001005	042	UT	CB	01/01/2018	306T3656	WC	FHY9767	M	ROBINSON ZACH	11/01/2018	10/20/2021	33245527	74.90
AT7	16110413	042	UT	CB	01/01/2021	306T3656	WC	FSS2261	M	LIRA ANTHONY J	04/15/2021	10/20/2021	33254162	74.90
AT7	12940016	042	UT	CB	01/01/2021	306T3656	WC	FTQ0600	M	THOMPSON JAMES	08/06/2021	10/20/2021	33260525	74.90
AT7	15610004	042	UT	CB	01/01/2020	306T3656	WC	FPZ6063	M	HUNTER JED W	06/30/2020	10/27/2021	33270277	74.90
AT7	16690001	042	UT	CB	01/01/2021	306T3656	WC	FTA3450	M	BATEMAN MARY	06/11/2021	10/27/2021	33276749	74.90
AT7	14390002	042	UT	CB	01/01/2021	306T3656	WC	FTA4201	M	HADLOCK NICOLE	06/15/2021	10/27/2021	33276976	74.90
AT7	11200004	042	UT	CB	01/01/2021	306T3656	WC	FTA0846	M	EVANS MATTHEW	06/01/2021	10/20/2021	67803226	74.52
AT7	11200004	042	UT	CB	01/01/2021	306T3656	WC	FTA0846	M	EVANS MATTHEW	06/01/2021	10/27/2021	67808341	74.52
AT7	15610016	042	UT	CB	01/01/2010	306T3656	WC	EKT6413	M	MONEY STEVEN	08/11/2010	10/14/2021	2289912	74.50
AT7	17310002	042	UT	CB	01/01/2020	306T3656	WC	FRP3300	M	HOBBS WILLIAM	11/13/2020	10/06/2021	67792433	70.91
AT7	13580	042	UT	CB	01/01/2021	306T3656	WC	FRU2531	M	NAKAI RITA	01/05/2021	10/06/2021	67792500	70.91
AT7	11560003	042	UT	CB	01/01/2021	306T3656	WC	FRU8588	M	CREEK KELSIE	02/05/2021	10/06/2021	67792503	70.91
AT7	14260001	042	UT	CB	01/01/2020	306T3656	WC	FRP3589	M	KITCH LINDA	11/17/2020	10/13/2021	67797662	70.91
AT7	13270	042	UT	CB	01/01/1997	306T4813	WC	A4J7068	M	KEEL DALE	07/09/1997	10/20/2021	67803222	70.91
AT7	12650	095	UT	CM	01/01/2021	306T3656	WC	FTQ1423	M	CHRISTENSEN CHRIS	09/10/2021	10/20/2021	67803224	70.91
AT7	14580	042	UT	CB	01/01/1990	306T4813	WC	A4J7033	M	OAKS EDWIN	08/08/1990	10/27/2021	67808337	70.91
AT7	15530004	042	UT	CB	01/01/2020	306T3656	WC	FQV6644	M	NYMAN JOANN	10/13/2020	10/27/2021	67808348	70.91
AT7	14390006	095	UT	CM	01/01/2020	306T3656	WC	FRU1372	M	MCLEAN JEFF	12/29/2020	10/27/2021	67808337	70.91
AT7	12230004019	042	UT	CB	01/01/2021	306T3656	WC	FRU7894	M	COOK DARIN	02/03/2021	10/27/2021	67808348	70.91
AT7	14390002	042	UT	CB	01/01/2021	306T3656	WC	FTA4201	M	HADLOCK NICOLE	06/15/2021	10/27/2021	67808337	70.91
AT7	11110	042	UT	CB	01/01/1989	306T4813	WC	A4J7066	M	JENSEN MICHAEL	04/25/1989	10/06/2021	67792366	70.90
AT7	12380	042	UT	CB	01/01/2009	306T3656	WC	A4J4807	M	BRADSHAW TOM G	07/13/2009	10/13/2021	67796948	70.90
AT7	15320001	042	UT	CB	01/01/2021	306T3656	WC	FTK2892	M	RICHARDSON MICHAEL	07/08/2021	10/20/2021	67802274	70.90
AT7	15320023	042	UT	CB	01/01/2021	306T3656	WC	FSS8030	M	JOHNSON KAREN	05/14/2021	10/28/2021	2293891	70.88
AT7	14480002	042	UT	CB	01/01/2020	306T3656	WC	FPZ9135	E	BUNCE CHERIE	07/13/2020	10/07/2021	22000017	68.35
AT7	12570	042	UT	CB	01/01/2021	306T3656	WC	FTK4709	M	ABBOTT KARL M	08/07/2021	10/13/2021	67796901	68.25
AT7	10610007	095	UT	CM	01/01/2021	306T3656	WC	FTK3256	M	CARLSON MICHAEL	07/28/2021	10/06/2021	67792548	66.56

**CSS Worker's Compensation Disbursements
Oct 2021 - By Check Amount**

Client Code	Organization Code	Adjusting Office	State	Claim Designator	Policy Effective Date	Policy Number	Line	Claim Number	Payment Type	Claimant Name	Loss Date	Charge Date	Check Number	Check Amount
AT7	10610005	042	UT	CB	01/01/2021	306T3656	WC	FSS6088	E	JACKSON BURKE A	04/22/2021	10/14/2021	22000010	65.83
AT7	11860	042	UT	CB	01/01/2011	306T3656	WC	EPJ2290	E	WOOD SAMUEL J	06/16/2011	10/28/2021	22000154	65.71
AT7	14930003	095	UT	CM	01/01/2021	306T3656	WC	FSJ7477	E	TIMOTHY TRAVIS	03/20/2021	10/28/2021	22000003	65.54
AT7	13160002	095	UT	CM	01/01/2021	306T3656	WC	FTK2852	E	ARRON AINGE	07/29/2021	10/14/2021	22000001	65.18
AT7	12360003	095	UT	CM	01/01/2021	306T3656	WC	FTK1993	M	LOPEZ CINDY	07/26/2021	10/20/2021	67802685	65.00
AT7	12360003	095	UT	CM	01/01/2021	306T3656	WC	FTK1993	M	LOPEZ CINDY	07/26/2021	10/27/2021	67807825	65.00
AT7	13900	042	UT	CB	01/01/2021	306T3656	WC	FSJ3306	E	BERRYHILL LORRAIN	03/02/2021	10/21/2021	22000037	64.29
AT7	16080001005	042	UT	CB	01/01/2018	306T3656	WC	FHY9767	M	ROBINSON ZACH	11/01/2018	10/13/2021	33222232	64.20
AT7	14740003	042	UT	CB	01/01/2021	306T3656	WC	FTA3397	M	OBRAVY TANNER	06/11/2021	10/13/2021	33231579	64.20
AT7	14640019	042	UT	CB	01/01/2021	306T3656	WC	FTA9145	M	GOODE JOSHUA	07/11/2021	10/13/2021	33237015	64.20
AT7	15610004	042	UT	CB	01/01/2020	306T3656	WC	FPZ6063	M	HUNTER JED W	06/30/2020	10/20/2021	33247598	64.20
AT7	11200004	042	UT	CB	01/01/2021	306T3656	WC	FTA0846	M	EVANS MATTHEW	06/01/2021	10/20/2021	33253811	64.20
AT7	16080001001	042	UT	CB	01/01/2021	306T3656	WC	FTQ1800	M	LIVINGSTON TYLER	09/12/2021	10/20/2021	33260830	64.20
AT7	16080001001	042	UT	CB	01/01/2021	306T3656	WC	FTQ1811	M	DeGering James	08/26/2021	10/20/2021	33260696	64.20
AT7	17530	042	UT	CB	01/01/2021	306T3656	WC	FTQ3731	M	JASON RBEARDEN	09/19/2021	10/20/2021	33262075	64.20
AT7	17310002	042	UT	CB	01/01/2020	306T3656	WC	FRP3300	M	HOBBS WILLIAM	11/13/2020	10/27/2021	33273287	64.20
AT7	12690002	042	UT	CB	01/01/2021	306T3656	WC	FSS2485	M	MORROW JOSHUA	04/18/2021	10/27/2021	33274563	64.20
AT7	13160002	042	UT	CB	01/01/2021	306T3656	WC	FSS8436	M	SPENCER JOHN	05/18/2021	10/27/2021	33282877	64.20
AT7	11640002	095	UT	CM	01/01/2021	306T3656	WC	FTA1405	M	ROGELIO CARBAJAL	05/27/2021	10/06/2021	67792558	63.96
AT7	14640020	095	UT	CM	01/01/2021	306T3656	WC	FSJ9526	M	BRIAN GARDNER	04/02/2021	10/27/2021	67808389	63.96
AT7	15320001	042	UT	CB	01/01/2021	306T3656	WC	FTK2892	E	RICHARDSON MICHAEL	07/08/2021	10/14/2021	22000005	63.27
AT7	16110510	042	UT	CB	01/01/2017	306T3656	WC	FBG6523	M	HUMPHRIES JANAE	11/28/2017	10/20/2021	67802174	60.92
AT7	16250030	042	UT	CB	01/01/2013	306T3656	WC	EXW4045	M	OLSON STEVEN	08/02/2013	10/01/2021	67788816	60.50
AT7	16080001003	095	UT	CM	01/01/2021	306T3656	WC	FSS7468	M	DUTHIE DACE	05/03/2021	10/20/2021	67803234	60.28
AT7	13200008	042	UT	CB	01/01/2021	306T3656	WC	FTK7253	E	PAUL FLAIG	08/19/2021	10/28/2021	22000001	60.03
AT7	14480007011	042	UT	CB	01/01/2021	306T3656	WC	FTK7049	M	SYKES JEAN J	08/18/2021	10/13/2021	33235952	60.00
AT7	14140001	095	UT	CM	01/01/2021	306T3656	WC	FTQ1680	M	GRANT HOLMAN	09/03/2021	10/06/2021	67792130	59.94
AT7	16080003004	095	UT	CM	01/01/2021	306T3656	WC	FTA4069	M	WHEELER HIRAM	05/23/2021	10/06/2021	67792508	59.92
AT7	16110500	095	UT	CM	01/01/2021	306T3656	WC	FTK0541	M	SEEGMILLER MARY E	07/16/2021	10/27/2021	67808349	59.92
AT7	14500004	042	UT	CB	01/01/2021	306T3656	WC	FTA4277	M	OVARD LES V	06/08/2021	10/07/2021	2288212	58.76
AT7	13870004	042	UT	CB	01/01/2016	306T3656	WC	E7W6516	M	LINDSAY SHERRIE	10/10/2016	10/07/2021	67793264	58.04
AT7	12570	042	UT	CB	01/01/2021	306T3656	WC	FTK4709	M	ABBOTT KARL M	08/07/2021	10/13/2021	67797943	57.56
AT7	15320023	042	UT	CB	01/01/2021	306T3656	WC	FSS8030	E	JOHNSON KAREN	05/14/2021	10/14/2021	22000034	56.60
AT7	13900	042	UT	CB	01/01/2021	306T3656	WC	FSJ3306	E	BERRYHILL LORRAIN	03/02/2021	10/14/2021	22000034	56.50
AT7	17310002	095	UT	CM	01/01/2021	306T3656	WC	FTK8563	M	MAUMAU DAVID	08/24/2021	10/13/2021	67797954	56.20
AT7	14660002	095	UT	CM	01/01/2021	306T3656	WC	FTA5280	M	MELISSA THORNLEY	06/18/2021	10/20/2021	67803231	56.20

**CSS Worker's Compensation Disbursements
Oct 2021 - By Check Amount**

Client Code	Organization Code	Adjusting Office	State	Claim Designator	Policy Effective Date	Policy Number	Line	Claim Number	Payment Type	Claimant Name	Loss Date	Charge Date	Check Number	Check Amount
AT7	10310008	095	UT	CM	01/01/2021	306T3656	WC	FTQ4206	M	ZOLMAN LARRY W	09/22/2021	10/12/2021	2289520	56.00
AT7	16690001	042	UT	CB	01/01/2021	306T3656	WC	FTA3450	M	BATEMAN MARY	06/11/2021	10/13/2021	67797942	54.78
AT7	14480007011	042	UT	CB	01/01/2021	306T3656	WC	FTK7049	E	SYKES JEAN J	08/18/2021	10/20/2021	22000012	54.46
AT7	11030003	042	UT	CB	01/01/2021	306T3656	WC	FSJ9109	C	HARRIS ANDREW D	03/30/2021	10/06/2021	269833	53.86
AT7	15530004	042	UT	CB	01/01/2020	306T3656	WC	FQV6644	M	NYMAN JOANN	10/13/2020	10/06/2021	33201818	53.50
AT7	12230002007	042	UT	CB	01/01/2021	306T3656	WC	FTA0416	M	TESEN EDWARD	05/24/2021	10/06/2021	33212411	53.50
AT7	14660002	042	UT	CB	01/01/2021	306T3656	WC	FTQ2955	M	WALKER TIFFANY M	09/17/2021	10/06/2021	33218033	53.50
AT7	16080001005	042	UT	CB	01/01/2021	306T3656	WC	FSJ4797	M	ALLEN CATHERINE	02/19/2021	10/13/2021	33228854	53.50
AT7	16690004	042	UT	CB	01/01/2021	306T3656	WC	FSS8764	M	CANDALOT KURT L	05/19/2021	10/13/2021	33230628	53.50
AT7	14660002	042	UT	CB	01/01/2021	306T3656	WC	FTQ2955	M	WALKER TIFFANY M	09/17/2021	10/13/2021	33240064	53.50
AT7	10640	042	UT	CB	01/01/2016	306T3656	WC	ESL7571	M	BATES LAURIE	01/19/2016	10/20/2021	33243118	53.50
AT7	17310002	042	UT	CB	01/01/2020	306T3656	WC	FRP3300	M	HOBBS WILLIAM	11/13/2020	10/20/2021	33250764	53.50
AT7	16690001	042	UT	CB	01/01/2021	306T3656	WC	FTA3450	M	BATEMAN MARY	06/11/2021	10/20/2021	33254369	53.50
AT7	14480007010	095	UT	CM	01/01/2021	306T3656	WC	FTA9708	M	VANNOSDOL CORY	07/14/2021	10/20/2021	33264389	53.50
AT7	13160001	042	UT	CB	01/01/2020	306T3656	WC	FQV1705	E	BUTLER BRETT	09/10/2020	10/07/2021	22000022	53.12
AT7	10480008	042	UT	CB	01/01/2013	306T3656	WC	EXW9444	M	BEAN JOANNE	10/17/2013	10/07/2021	2287912	52.61
AT7	16110211	042	UT	CB	01/01/2021	306T3656	WC	FSS8679	M	IVERSON DOUGLAS J	05/19/2021	10/13/2021	67797998	51.62
AT7	16080002005	042	UT	CB	01/01/2021	306T3656	WC	FTK2327	M	HODGES BENJAMIN	07/28/2021	10/13/2021	67797998	50.96
AT7	13660003	042	UT	CB	01/01/2021	306T3656	WC	FSJ1480	M	WALDRON BRANDON	02/05/2021	10/27/2021	67808380	49.92
AT7	12230004019	095	UT	CM	01/01/2021	306T3656	WC	FSS0334	M	COPPIN DAVIS	04/04/2021	10/06/2021	67791785	49.23
AT7	11030003	042	UT	CB	01/01/2021	306T3656	WC	FSJ9109	M	HARRIS ANDREW D	03/30/2021	10/13/2021	67797998	48.72
AT7	14500002	042	UT	CB	01/01/2012	306T3656	WC	EVF6273	M	MOLLING MARC H	12/20/2012	10/07/2021	2287907	48.01
AT7	12380	042	UT	CB	01/01/2009	306T3656	WC	A4J4807	E	BRADSHAW TOM G	07/13/2009	10/14/2021	22000337	46.97
AT7	10610001	042	UT	CB	01/01/2021	306T3656	WC	FTQ4862	M	JENNIFER HANSEN	08/10/2021	10/20/2021	67803221	45.75
AT7	13980005	042	UT	CB	01/01/2021	306T3656	WC	FSS7255	E	THOMPSON THAD	04/10/2021	10/14/2021	22000005	44.78
AT7	16080001005	042	UT	CB	01/01/2018	306T3656	WC	FHY9767	M	ROBINSON ZACH	11/01/2018	10/06/2021	33198944	42.80
AT7	12480	042	UT	CB	01/01/2021	306T3656	WC	FTK5485	M	BREWER TRAEDYN	08/11/2021	10/06/2021	33212536	42.80
AT7	16080001001	042	UT	CB	01/01/2021	306T3656	WC	FTQ1811	M	DeGering James	08/26/2021	10/06/2021	33215919	42.80
AT7	17080	042	UT	CB	01/01/2021	306T3656	WC	FTA3715	M	PARRISH GREG	06/03/2021	10/13/2021	33233764	42.80
AT7	15610015003	042	UT	CB	01/01/2021	306T3656	WC	FTA7023	M	ADAMS ZACHARY K	06/30/2021	10/13/2021	33232568	42.80
AT7	13660003	042	UT	CB	01/01/2015	306T3656	WC	E3W2365	M	CHUCHRAN JARED A	05/30/2015	10/20/2021	33243812	42.80
AT7	13660003	042	UT	CB	01/01/2019	306T3656	WC	FKV3457	M	DALTON DEREK	02/08/2019	10/20/2021	33244359	42.80
AT7	14680008	042	UT	CB	01/01/2020	306T3656	WC	FRP6047	M	DAVIS GLENN	11/30/2020	10/20/2021	33249100	42.80
AT7	14640024	042	UT	CB	01/01/2021	306T3656	WC	FRU7752	M	SABEY CHRIS C	02/03/2021	10/20/2021	33250602	42.80
AT7	13980007	042	UT	CB	01/01/2021	306T3656	WC	FSS5718	M	COATES JENNY	05/03/2021	10/20/2021	33253812	42.80
AT7	15320023	042	UT	CB	01/01/2021	306T3656	WC	FSS8030	M	JOHNSON KAREN	05/14/2021	10/20/2021	33253197	42.80

**CSS Worker's Compensation Disbursements
Oct 2021 - By Check Amount**

Client Code	Organization Code	Adjusting Office	State	Claim Designator	Policy Effective Date	Policy Number	Line	Claim Number	Payment Type	Claimant Name	Loss Date	Charge Date	Check Number	Check Amount
AT7	16690004	042	UT	CB	01/01/2021	306T3656	WC	FSS8764	M	CANDALOT KURT L	05/19/2021	10/20/2021	33253460	42.80
AT7	13750001	042	UT	CB	01/01/2021	306T3656	WC	FTA4299	M	KLEVEN ERIC	06/11/2021	10/20/2021	33262729	42.80
AT7	13660003	042	UT	CB	01/01/2019	306T3656	WC	FKV3457	M	DALTON DEREK	02/08/2019	10/27/2021	33267138	42.80
AT7	11460	042	UT	CB	01/01/2020	306T3656	WC	FPD1532	M	HONE BRENT	02/11/2020	10/27/2021	33268771	42.80
AT7	15610015001	042	UT	CB	01/01/2020	306T3656	WC	FPZ2637	M	STONE CALLAN M	06/09/2020	10/27/2021	33269482	42.80
AT7	16080001005	042	UT	CB	01/01/2021	306T3656	WC	FSJ4797	M	ALLEN CATHERINE	02/19/2021	10/27/2021	33274278	42.80
AT7	16110413	042	UT	CB	01/01/2021	306T3656	WC	FSS2261	M	LIRA ANTHONY J	04/15/2021	10/27/2021	33276529	42.80
AT7	14190017	042	UT	CB	01/01/2021	306T3656	WC	FTA8041	M	LIDDELL LISA	07/02/2021	10/27/2021	33277878	42.80
AT7	15320001	042	UT	CB	01/01/2021	306T3656	WC	FTK2892	M	RICHARDSON MICHAEL	07/08/2021	10/27/2021	33280197	42.80
AT7	16080001001	042	UT	CB	01/01/2021	306T3656	WC	FTQ1811	M	DeGering James	08/26/2021	10/27/2021	33282550	42.80
AT7	14480007011	042	UT	CB	01/01/2021	306T3656	WC	FTK7049	M	SYKES JEAN J	08/18/2021	10/20/2021	67803219	42.36
AT7	13980015	042	UT	CB	01/01/2021	306T3656	WC	FTA9068	M	THOMPSON JODI	07/12/2021	10/13/2021	67797953	41.27
AT7	16110211	042	UT	CB	01/01/2021	306T3656	WC	FTK0277	E	GRACIA LIONEL R	07/16/2021	10/28/2021	22000011	40.69
AT7	12230004019	095	UT	CM	01/01/2021	306T3656	WC	FSS0334	M	COPPIN DAVIS	04/04/2021	10/06/2021	67791784	40.57
AT7	13900	042	UT	CB	01/01/2021	306T3656	WC	FSJ3306	M	BERRYHILL LORRAIN	03/02/2021	10/20/2021	67802155	40.01
AT7	12230004019	095	UT	CM	01/01/2021	306T3656	WC	FSS0334	M	COPPIN DAVIS	04/04/2021	10/20/2021	67803153	39.94
AT7	16690001	042	UT	CB	01/01/2021	306T3656	WC	FTA3450	E	BATEMAN MARY	06/11/2021	10/21/2021	22000006	39.24
AT7	16080001003	095	UT	CM	01/01/2021	306T3656	WC	FTQ3243	E	KALUB LEWIS	07/01/2021	10/28/2021	22000001	38.30
AT7	16410	042	UT	CB	01/01/2020	306T3656	WC	FQM3702	M	MCDONALD CHAD	08/07/2020	10/12/2021	2289123	38.11
AT7	10750005	095	UT	CM	01/01/2021	306T3656	WC	FTK0739	M	RODRIGUEZ ADDISON	07/20/2021	10/20/2021	67803277	37.96
AT7	15320001	042	UT	CB	01/01/2021	306T3656	WC	FTK2892	E	RICHARDSON MICHAEL	07/08/2021	10/01/2021	67788819	37.72
AT7	16080001003	042	UT	CB	01/01/2021	306T3656	WC	FTQ0653	M	DOUGLAS HANNAY	08/12/2021	10/13/2021	67797377	37.44
AT7	11200004	042	UT	CB	01/01/2021	306T3656	WC	FTA0846	E	EVANS MATTHEW	06/01/2021	10/07/2021	22000026	37.34
AT7	15610004	042	UT	CB	01/01/2020	306T3656	WC	FPZ6063	E	HUNTER JED W	06/30/2020	10/21/2021	22000065	36.73
AT7	14480007011	042	UT	CB	01/01/2021	306T3656	WC	FTK7049	M	SYKES JEAN J	08/18/2021	10/27/2021	33280451	36.54
AT7	17080	042	UT	CB	01/01/2021	306T3656	WC	FTA3715	E	PARRISH GREG	06/03/2021	10/14/2021	22000009	36.38
AT7	16110510	042	UT	CB	01/01/2017	306T3656	WC	FBG6523	M	HUMPHRIES JANAE	11/28/2017	10/27/2021	67808358	36.29
AT7	12600004	042	UT	CB	01/01/2021	306T3656	WC	FSS9274	M	WARD SHANE E	05/22/2021	10/27/2021	67808380	35.96
AT7	12230002007	042	UT	CB	01/01/2021	306T3656	WC	FTA0416	E	TESEN EDWARD	05/24/2021	10/07/2021	22000021	34.89
AT7	14580010	042	UT	CB	01/01/2021	306T3656	WC	FSS1511	E	PUMMELL KEVIN	03/30/2021	10/28/2021	22000021	34.89
AT7	15320001	042	UT	CB	01/01/2021	306T3656	WC	FTK2892	E	RICHARDSON MICHAEL	07/08/2021	10/13/2021	67797974	34.65
AT7	17530	042	UT	CB	01/01/2021	306T3656	WC	FTQ3731	E	JASON RBEARDEN	09/19/2021	10/14/2021	22000001	33.21
AT7	13980005	042	UT	CB	01/01/2020	306T3656	WC	FPD4628	M	NICHOLLS RYAN	02/21/2020	10/07/2021	2288065	33.18
AT7	14190017	042	UT	CB	01/01/2021	306T3656	WC	FTA8041	E	LIDDELL LISA	07/02/2021	10/06/2021	22000028	32.99
AT7	14480022042	042	UT	CB	01/01/2014	306T3656	WC	EZD6207	M	SHERWOOD GREG	01/30/2014	10/07/2021	2287916	32.52
AT7	13980015	042	UT	CB	01/01/2021	306T3656	WC	FTA9068	E	THOMPSON JODI	07/12/2021	10/28/2021	22000011	32.33

**CSS Worker's Compensation Disbursements
Oct 2021 - By Check Amount**

Client Code	Organization Code	Adjusting Office	State	Claim Designator	Policy Effective Date	Policy Number	Line	Claim Number	Payment Type	Claimant Name	Loss Date	Charge Date	Check Number	Check Amount
AT7	13660003	042	UT	CB	01/01/2019	306T3656	WC	FKV3457	M	DALTON DEREK	02/08/2019	10/06/2021	33197602	32.10
AT7	11690005	042	UT	CB	01/01/2020	306T3656	WC	FPR6237	M	GUNN KRISTI	05/05/2020	10/06/2021	33200427	32.10
AT7	16080001005	042	UT	CB	01/01/2021	306T3656	WC	FSJ4797	M	ALLEN CATHERINE	02/19/2021	10/06/2021	33205725	32.10
AT7	16110000	042	UT	CB	01/01/2021	306T3656	WC	FSS1993	M	DAY DALLAS W	04/13/2021	10/06/2021	33211423	32.10
AT7	10610005	042	UT	CB	01/01/2021	306T3656	WC	FSS6088	M	JACKSON BURKE A	04/22/2021	10/06/2021	33211145	32.10
AT7	10540	042	UT	CB	01/01/2021	306T3656	WC	FSS4142	E	SMITH SETH W	04/15/2021	10/07/2021	22000011	32.10
AT7	13660003	042	UT	CB	01/01/2015	306T3656	WC	E3W2365	M	CHUCHRAN JARED A	05/30/2015	10/13/2021	33220298	32.10
AT7	11460	042	UT	CB	01/01/2020	306T3656	WC	FPD1532	M	HONE BRENT	02/11/2020	10/13/2021	33222702	32.10
AT7	15610004	042	UT	CB	01/01/2020	306T3656	WC	FPZ6063	M	HUNTER JED W	06/30/2020	10/13/2021	33224418	32.10
AT7	16110000	042	UT	CB	01/01/2021	306T3656	WC	FSS1993	M	DAY DALLAS W	04/13/2021	10/13/2021	33234390	32.10
AT7	10610005	042	UT	CB	01/01/2021	306T3656	WC	FSS6088	M	JACKSON BURKE A	04/22/2021	10/13/2021	33234122	32.10
AT7	13160002	042	UT	CB	01/01/2021	306T3656	WC	FSS8436	M	SPENCER JOHN	05/18/2021	10/13/2021	33238934	32.10
AT7	12360001	042	UT	CB	01/01/2021	306T3656	WC	FTK5938	M	GARCIA RODRIGO	08/12/2021	10/13/2021	33235503	32.10
AT7	12940016	042	UT	CB	01/01/2021	306T3656	WC	FTQ0600	M	THOMPSON JAMES	08/06/2021	10/13/2021	33238295	32.10
AT7	15530004	042	UT	CB	01/01/2020	306T3656	WC	FQV6644	M	NYMAN JOANN	10/13/2020	10/20/2021	33248256	32.10
AT7	14390002	042	UT	CB	01/01/2021	306T3656	WC	FTA4201	M	HADLOCK NICOLE	06/15/2021	10/20/2021	33254614	32.10
AT7	13980015	042	UT	CB	01/01/2021	306T3656	WC	FTA9068	M	THOMPSON JODI	07/12/2021	10/20/2021	33255880	32.10
AT7	16080003001	042	UT	CB	01/01/2021	306T3656	WC	FTQ0606	M	JENSEN JEREMIAH	09/06/2021	10/20/2021	33260241	32.10
AT7	16080001005	042	UT	CB	01/01/2018	306T3656	WC	FHY9767	M	ROBINSON ZACH	11/01/2018	10/27/2021	33268323	32.10
AT7	13900	042	UT	CB	01/01/2021	306T3656	WC	FSJ3306	M	BERRYHILL LORRAIN	03/02/2021	10/27/2021	33273211	32.10
AT7	15320023	042	UT	CB	01/01/2021	306T3656	WC	FSS8030	M	JOHNSON KAREN	05/14/2021	10/27/2021	33275622	32.10
AT7	14640019	042	UT	CB	01/01/2021	306T3656	WC	FTA9145	M	GOODE JOSHUA	07/11/2021	10/27/2021	33281342	32.10
AT7	12960008	042	UT	CB	01/01/2021	306T3656	WC	FTK4420	M	OLESON PAUL	08/01/2021	10/27/2021	33279548	32.10
AT7	14480007011	042	UT	CB	01/01/2021	306T3656	WC	FTK7049	M	SYKES JEAN J	08/18/2021	10/19/2021	2291051	31.93
AT7	16110211	042	UT	CB	01/01/2021	306T3656	WC	FSS8679	M	IVERSON DOUGLAS J	05/19/2021	10/27/2021	67808380	31.76
AT7	14480007011	042	UT	CB	01/01/2021	306T3656	WC	FTK7049	E	SYKES JEAN J	08/18/2021	10/28/2021	22000017	31.73
AT7	14190017	042	UT	CB	01/01/2021	306T3656	WC	FTA8041	E	LIDDELL LISA	07/02/2021	10/06/2021	22000027	31.66
AT7	11620	095	UT	CM	01/01/2021	306T3656	WC	FSS3374	E	JEFFREY EDMINSTER	04/21/2021	10/28/2021	22000001	31.34
AT7	12210001	095	UT	CM	01/01/2021	306T3656	WC	FTQ1922	E	BAYLEN NISSE	08/03/2021	10/07/2021	22000001	30.74
AT7	16690004	042	UT	CB	01/01/2021	306T3656	WC	FSS8764	E	CANDALOT KURT L	05/19/2021	10/14/2021	22000011	30.29
AT7	15750	042	UT	CB	01/01/2007	306T3656	WC	CAU6403	E	NEWSOME PAUL	08/06/2007	10/21/2021	22000275	30.26
AT7	14740003	042	UT	CB	01/01/2021	306T3656	WC	FTA3397	E	OBRAY TANNER	06/11/2021	10/14/2021	22000015	30.22
AT7	14480007011	042	UT	CB	01/01/2021	306T3656	WC	FTK7049	M	SYKES JEAN J	08/18/2021	10/06/2021	33213165	30.00
AT7	12960008	042	UT	CB	01/01/2021	306T3656	WC	FTK4420	M	OLESON PAUL	08/01/2021	10/20/2021	33257442	30.00
AT7	17950	095	UT	CM	01/01/2021	306T3656	WC	FTK4591	M	WILSON JACKIE	07/26/2021	10/28/2021	2293925	29.95
AT7	13180	042	UT	CB	01/01/2004	306T4813	WC	A4J2112	M	BELL GERALD	08/20/2004	10/28/2021	2293515	29.72

**CSS Worker's Compensation Disbursements
Oct 2021 - By Check Amount**

Client Code	Organization Code	Adjusting Office	State	Claim Designator	Policy Effective Date	Policy Number	Line	Claim Number	Payment Type	Claimant Name	Loss Date	Charge Date	Check Number	Check Amount
AT7	12360003	095	UT	CM	01/01/2021	306T3656	WC	FTK1993	E	LOPEZ CINDY	07/26/2021	10/14/2021	22000011	29.26
AT7	17530	042	UT	CB	01/01/2021	306T3656	WC	FTQ3731	M	JASON RBEARDEN	09/19/2021	10/27/2021	67808382	28.42
AT7	16110510	042	UT	CB	01/01/2017	306T3656	WC	FBG6523	E	HUMPHRIES JANA E	11/28/2017	10/14/2021	22000152	28.25
AT7	12360003	095	UT	CM	01/01/2021	306T3656	WC	FTK1993	E	LOPEZ CINDY	07/26/2021	10/14/2021	22000005	27.90
AT7	12360003	095	UT	CM	01/01/2021	306T3656	WC	FTK1993	E	LOPEZ CINDY	07/26/2021	10/14/2021	22000006	27.90
AT7	12360003	095	UT	CM	01/01/2021	306T3656	WC	FTK1993	E	LOPEZ CINDY	07/26/2021	10/14/2021	22000007	27.90
AT7	12360003	095	UT	CM	01/01/2021	306T3656	WC	FTK1993	E	LOPEZ CINDY	07/26/2021	10/14/2021	22000010	27.90
AT7	12360003	095	UT	CM	01/01/2021	306T3656	WC	FTK1993	E	LOPEZ CINDY	07/26/2021	10/21/2021	22000012	27.90
AT7	14480007012	095	UT	CM	01/01/2021	306T3656	WC	FTK5500	M	BRAMBLE MILDRED	08/11/2021	10/06/2021	67792508	27.50
AT7	12360003	095	UT	CM	01/01/2021	306T3656	WC	FTK1993	E	LOPEZ CINDY	07/26/2021	10/28/2021	22000013	27.50
AT7	14660002	042	UT	CB	01/01/2021	306T3656	WC	FTQ2955	M	WALKER TIFFANY M	09/17/2021	10/01/2021	67788177	26.88
AT7	15750004	095	UT	CM	01/01/2021	306T3656	WC	FTA5183	E	FORBES CODY J	06/18/2021	10/14/2021	22000003	26.86
AT7	17950	095	UT	CM	01/01/2021	306T3656	WC	FTK4591	E	WILSON JACKIE	07/26/2021	10/28/2021	22000006	26.86
AT7	13980015	042	UT	CB	01/01/2021	306T3656	WC	FTA9068	E	THOMPSON JODI	07/12/2021	10/14/2021	22000008	26.31
AT7	16110510	042	UT	CB	01/01/2021	306T3656	WC	FTK3182	E	OXENDINE DAVID E	07/30/2021	10/14/2021	22000004	26.21
AT7	14480007011	042	UT	CB	01/01/2021	306T3656	WC	FTK7049	E	SYKES JEAN J	08/18/2021	10/20/2021	22000011	26.03
AT7	10810	042	UT	CB	01/01/2004	306T4813	WC	A4J2029	E	HANSGEN BRYAN	10/12/2004	10/21/2021	22000117	25.97
AT7	10810	042	UT	CB	01/01/1998	306T4813	WC	A4J7023	E	PATTERSON WILLIAM	09/25/1998	10/21/2021	22000109	25.97
AT7	14140006	095	UT	CM	01/01/2021	306T3656	WC	FTQ1697	E	AMANDA MARRIOTT	09/09/2021	10/14/2021	22000001	25.86
AT7	12360003	095	UT	CM	01/01/2021	306T3656	WC	FTK1993	E	LOPEZ CINDY	07/26/2021	10/14/2021	22000008	25.64
AT7	12360003	095	UT	CM	01/01/2021	306T3656	WC	FTK1993	E	LOPEZ CINDY	07/26/2021	10/14/2021	22000009	25.64
AT7	13980005	042	UT	CB	01/01/2021	306T3656	WC	FSS7255	M	THOMPSON THAD	04/10/2021	10/20/2021	67803219	25.31
AT7	10610001	042	UT	CB	01/01/2021	306T3656	WC	FTQ4862	E	JENNIFER HANSEN	08/10/2021	10/21/2021	22000001	24.99
AT7	14140001	095	UT	CM	01/01/2021	306T3656	WC	FTQ1680	E	GRANT HOLMAN	09/03/2021	10/07/2021	22000001	24.72
AT7	16110510	042	UT	CB	01/01/2017	306T3656	WC	FBG6523	E	HUMPHRIES JANA E	11/28/2017	10/21/2021	22000153	24.49
AT7	16080003004	095	UT	CM	01/01/2021	306T3656	WC	FTA8630	E	ROSS TODD	06/14/2021	10/07/2021	22000003	23.99
AT7	16110211	042	UT	CB	01/01/2020	306T3656	WC	FQV6956	E	SPRAGG CURTIS A	10/13/2020	10/28/2021	22000037	23.91
AT7	16080001001	095	UT	CM	01/01/2021	306T3656	WC	FTQ2252	E	ALBEE MIKE	09/05/2021	10/28/2021	22000004	23.77
AT7	12650	095	UT	CM	01/01/2021	306T3656	WC	FTQ1423	M	CHRIS MCHRISTENSE	09/10/2021	10/07/2021	2288248	23.67
AT7	10480011	095	UT	CM	01/01/2021	306T3656	WC	FTQ3154	M	KELSY ADDLEY	09/18/2021	10/06/2021	67792126	23.52
AT7	16080003002	042	UT	CB	01/01/2021	306T3656	WC	FTK6222	E	ELLIS CHET	07/07/2021	10/21/2021	22000003	23.45
AT7	12230004019	095	UT	CM	01/01/2021	306T3656	WC	FSS0334	E	COPPIN DAVIS	04/04/2021	10/07/2021	22000004	23.38
AT7	11200004	042	UT	CB	01/01/2021	306T3656	WC	FTA0846	E	EVANS MATTHEW	06/01/2021	10/14/2021	22000028	23.17
AT7	11200004	042	UT	CB	01/01/2021	306T3656	WC	FTA0846	E	EVANS MATTHEW	06/01/2021	10/14/2021	22000029	23.17
AT7	11200004	042	UT	CB	01/01/2021	306T3656	WC	FTA0846	E	EVANS MATTHEW	06/01/2021	10/21/2021	22000030	23.17
AT7	11200004	042	UT	CB	01/01/2021	306T3656	WC	FTA0846	E	EVANS MATTHEW	06/01/2021	10/28/2021	22000032	23.17

**CSS Worker's Compensation Disbursements
Oct 2021 - By Check Amount**

Client Code	Organization Code	Adjusting Office	State	Claim Designator	Policy Effective Date	Policy Number	Line	Claim Number	Payment Type	Claimant Name	Loss Date	Charge Date	Check Number	Check Amount
AT7	10550	095	UT	CM	01/01/2021	306T3656	WC	FTQ5287	E	GARTH NLABRUM	09/29/2021	10/21/2021	22000001	22.78
AT7	17310002	042	UT	CB	01/01/2020	306T3656	WC	FRP3300	E	HOBBS WILLIAM	11/13/2020	10/07/2021	22000029	21.76
AT7	14260001	042	UT	CB	01/01/2020	306T3656	WC	FRP3589	E	KITCH LINDA	11/17/2020	10/14/2021	22000022	21.76
AT7	15320023	042	UT	CB	01/01/2021	306T3656	WC	FSS8030	E	JOHNSON KAREN	05/14/2021	10/14/2021	22000035	21.76
AT7	15530004	042	UT	CB	01/01/2020	306T3656	WC	FQV6644	E	NYMAN JOANN	10/13/2020	10/28/2021	22000045	21.76
AT7	12230004019	042	UT	CB	01/01/2021	306T3656	WC	FRU7894	E	COOK DARIN	02/03/2021	10/28/2021	22000038	21.76
AT7	13880	095	UT	CM	01/01/2021	306T3656	WC	FTK2761	E	SODERQUIST BLAKE	07/28/2021	10/07/2021	22000002	21.58
AT7	13660003	042	UT	CB	01/01/2015	306T3656	WC	E3W2365	M	CHUCHRAN JARED A	05/30/2015	10/06/2021	33197015	21.40
AT7	12110002	042	UT	CB	01/01/2020	306T3656	WC	FQV6925	M	CROUSE AMBER	10/13/2020	10/06/2021	33203300	21.40
AT7	17310002	042	UT	CB	01/01/2020	306T3656	WC	FRP3300	M	HOBBS WILLIAM	11/13/2020	10/06/2021	33204558	21.40
AT7	16110440	042	UT	CB	01/01/2021	306T3656	WC	FRU5506	M	ELLSWORTH MICHAEL	01/22/2021	10/06/2021	33205020	21.40
AT7	13900	042	UT	CB	01/01/2021	306T3656	WC	FSJ3306	M	BERRYHILL LORRAIN	03/02/2021	10/06/2021	33204473	21.40
AT7	16690019	042	UT	CB	01/01/2021	306T3656	WC	FSJ9843	M	PERKINS GLENNARAE	04/02/2021	10/06/2021	33209276	21.40
AT7	10540	042	UT	CB	01/01/2021	306T3656	WC	FSS4142	M	SMITH SETH W	04/15/2021	10/06/2021	33206283	21.40
AT7	14480011023	095	UT	CM	01/01/2021	306T3656	WC	FSS6142	M	O'BRIEN JIM	05/04/2021	10/06/2021	33215562	21.40
AT7	14190017	042	UT	CB	01/01/2021	306T3656	WC	FTA8041	M	LIDDELL LISA	07/02/2021	10/06/2021	33209855	21.40
AT7	13980015	042	UT	CB	01/01/2021	306T3656	WC	FTA9068	M	THOMPSON JODI	07/12/2021	10/06/2021	33210258	21.40
AT7	15750	042	UT	CB	01/01/2007	306T3656	WC	CAU6403	M	NEWSOME PAUL	08/06/2007	10/13/2021	33218865	21.40
AT7	15610015001	042	UT	CB	01/01/2020	306T3656	WC	FPZ2637	M	STONE CALLAN M	06/09/2020	10/13/2021	33223518	21.40
AT7	15530004	042	UT	CB	01/01/2020	306T3656	WC	FQV6644	M	NYMAN JOANN	10/13/2020	10/13/2021	33225091	21.40
AT7	10540	042	UT	CB	01/01/2021	306T3656	WC	FSS4142	M	SMITH SETH W	04/15/2021	10/13/2021	33229398	21.40
AT7	11200004	042	UT	CB	01/01/2021	306T3656	WC	FTA0846	M	EVANS MATTHEW	06/01/2021	10/13/2021	33230998	21.40
AT7	15520	042	UT	CB	01/01/2021	306T3656	WC	FTA6034	M	HANNIFIN TIMOTHY	06/25/2021	10/13/2021	33232599	21.40
AT7	16080003001	042	UT	CB	01/01/2021	306T3656	WC	FTQ0606	M	JENSEN JEREMIAH	09/06/2021	10/13/2021	33237983	21.40
AT7	16080001001	042	UT	CB	01/01/2021	306T3656	WC	FTQ1811	M	DeGering James	08/26/2021	10/13/2021	33238504	21.40
AT7	13160001	042	UT	CB	01/01/2020	306T3656	WC	FQV1705	M	BUTLER BRETT	09/10/2020	10/20/2021	33247836	21.40
AT7	13900	042	UT	CB	01/01/2021	306T3656	WC	FSJ3306	M	BERRYHILL LORRAIN	03/02/2021	10/20/2021	33250679	21.40
AT7	16110000	042	UT	CB	01/01/2021	306T3656	WC	FSS1993	M	DAY DALLAS W	04/13/2021	10/20/2021	33256938	21.40
AT7	10540	042	UT	CB	01/01/2021	306T3656	WC	FSS4142	M	SMITH SETH W	04/15/2021	10/20/2021	33252326	21.40
AT7	14480007010	042	UT	CB	01/01/2021	306T3656	WC	FTA8379	M	VAN NOSDOL TY	06/08/2021	10/20/2021	33256688	21.40
AT7	14640019	042	UT	CB	01/01/2021	306T3656	WC	FTA9145	M	GOODE JOSHUA	07/11/2021	10/20/2021	33259361	21.40
AT7	15320001	042	UT	CB	01/01/2021	306T3656	WC	FTK2892	M	RICHARDSON MICHAEL	07/08/2021	10/20/2021	33258177	21.40
AT7	12480	042	UT	CB	01/01/2021	306T3656	WC	FTK5485	M	BREWER TRAE DYN	08/11/2021	10/20/2021	33257881	21.40
AT7	15750	042	UT	CB	01/01/2007	306T3656	WC	CAU6403	M	NEWSOME PAUL	08/06/2007	10/27/2021	33265225	21.40
AT7	14580010	042	UT	CB	01/01/2021	306T3656	WC	FSS1511	M	PUMMELL KEVIN	03/30/2021	10/27/2021	33276028	21.40
AT7	16690004	042	UT	CB	01/01/2021	306T3656	WC	FSS8764	M	CANDALOT KURT L	05/19/2021	10/27/2021	33275873	21.40

**CSS Worker's Compensation Disbursements
Oct 2021 - By Check Amount**

Client Code	Organization Code	Adjusting Office	State	Claim Designator	Policy Effective Date	Policy Number	Line	Claim Number	Payment Type	Claimant Name	Loss Date	Charge Date	Check Number	Check Amount
AT7	11200004	042	UT	CB	01/01/2021	306T3656	WC	FTA0846	M	EVANS MATTHEW	06/01/2021	10/27/2021	33276203	21.40
AT7	12570	042	UT	CB	01/01/2021	306T3656	WC	FTK4709	M	ABBOTT KARL M	08/07/2021	10/27/2021	33279912	21.40
AT7	12690002	042	UT	CB	01/01/2021	306T3656	WC	FSS2485	E	MORROW JOSHUA	04/18/2021	10/28/2021	22000017	21.09
AT7	13580	042	UT	CB	01/01/2021	306T3656	WC	FRU2531	E	NAKAI RITA	01/05/2021	10/07/2021	22000036	20.90
AT7	12230004019	095	UT	CM	01/01/2021	306T3656	WC	FSS0334	E	COPPIN DAVIS	04/04/2021	10/07/2021	22000003	20.88
AT7	14740003	042	UT	CB	01/01/2021	306T3656	WC	FTA3397	E	OBRAY TANNER	06/11/2021	10/21/2021	22000019	20.85
AT7	14480022040	042	UT	CB	01/01/2012	306T3656	WC	EVF6215	M	RANDALL JASON L	12/18/2012	10/28/2021	2293692	20.80
AT7	16110510	042	UT	CB	01/01/2017	306T3656	WC	FBG6523	E	HUMPHRIES JANA E	11/28/2017	10/28/2021	22000154	20.80
AT7	16690015	095	UT	CM	01/01/2021	306T3656	WC	FTK6388	E	EYRE JANA LEE	07/07/2021	10/21/2021	22000005	20.63
AT7	16410	042	UT	CB	01/01/2020	306T3656	WC	FQM3702	E	MCDONALD CHAD	08/07/2020	10/13/2021	22000087	20.08
AT7	16410	042	UT	CB	01/01/2020	306T3656	WC	FQM3702	E	MCDONALD CHAD	08/07/2020	10/22/2021	22000088	20.08
AT7	14740003	042	UT	CB	01/01/2021	306T3656	WC	FTA3397	E	OBRAY TANNER	06/11/2021	10/07/2021	22000013	20.07
AT7	14740003	042	UT	CB	01/01/2021	306T3656	WC	FTA3397	E	OBRAY TANNER	06/11/2021	10/07/2021	22000014	20.07
AT7	14740003	042	UT	CB	01/01/2021	306T3656	WC	FTA3397	E	OBRAY TANNER	06/11/2021	10/28/2021	22000020	20.07
AT7	14740003	042	UT	CB	01/01/2021	306T3656	WC	FTA3397	E	OBRAY TANNER	06/11/2021	10/28/2021	22000021	20.07
AT7	10600	042	UT	CB	01/01/2020	306T3656	WC	FRU0892	E	JENSEN STEWART	12/29/2020	10/21/2021	22000017	19.80
AT7	14390002	042	UT	CB	01/01/2021	306T3656	WC	FTA4201	E	HADLOCK NICOLE	06/15/2021	10/21/2021	22000009	19.75
AT7	16110114	042	UT	CB	01/01/2020	306T3656	WC	FPZ2824	E	CHRISTENSEN BRETT	06/15/2020	10/28/2021	22000050	19.71
AT7	14740003	042	UT	CB	01/01/2021	306T3656	WC	FTA3397	E	OBRAY TANNER	06/11/2021	10/14/2021	22000016	19.61
AT7	14740003	042	UT	CB	01/01/2021	306T3656	WC	FTA3397	E	OBRAY TANNER	06/11/2021	10/21/2021	22000017	19.61
AT7	14740003	042	UT	CB	01/01/2021	306T3656	WC	FTA3397	E	OBRAY TANNER	06/11/2021	10/21/2021	22000018	19.61
AT7	00503	042	UT	CB	01/01/1987	306T4813	WC	A4J7031	M	ARCHIBEQUE ALICE	08/13/1987	10/07/2021	2287741	19.54
AT7	14580010	042	UT	CB	01/01/2021	306T3656	WC	FSS1511	E	PUMMELL KEVIN	03/30/2021	10/21/2021	22000019	19.54
AT7	11450	042	UT	CB	01/01/2020	306T3656	WC	FPR7119	E	PHILLIPS JOHN	05/12/2020	10/21/2021	22000045	19.50
AT7	14480007011	042	UT	CB	01/01/2021	306T3656	WC	FTK7049	M	SYKES JEAN J	08/18/2021	10/14/2021	2290362	19.44
AT7	12940016	042	UT	CB	01/01/2021	306T3656	WC	FTQ0600	E	THOMPSON JAMES	08/06/2021	10/08/2021	67794093	19.40
AT7	13580	042	UT	CB	01/01/2021	306T3656	WC	FRU2531	E	NAKAI RITA	01/05/2021	10/04/2021	67789545	19.23
AT7	11110	042	UT	CB	01/01/1989	306T4813	WC	A4J7066	E	JENSEN MICHAEL	04/25/1989	10/07/2021	22000168	19.20
AT7	17950	095	UT	CM	01/01/2021	306T3656	WC	FTK4591	E	WILSON JACKIE	07/26/2021	10/28/2021	22000007	19.13
AT7	11690005	042	UT	CB	01/01/2020	306T3656	WC	FPR6237	M	GUNN KRISTI	05/05/2020	10/06/2021	67792507	18.68
AT7	13580	042	UT	CB	01/01/2021	306T3656	WC	FRU2531	E	NAKAI RITA	01/05/2021	10/14/2021	22000037	18.44
AT7	16080003001	042	UT	CB	01/01/2021	306T3656	WC	FTQ0606	E	JENSEN JEREMIAH	09/06/2021	10/01/2021	67788797	18.20
AT7	16110211	042	UT	CB	01/01/2021	306T3656	WC	FTK0277	M	GRACIA LIONEL R	07/16/2021	10/21/2021	2292116	18.10
AT7	12570	042	UT	CB	01/01/2021	306T3656	WC	FTK4709	M	ABBOTT KARL M	08/07/2021	10/28/2021	2293926	17.38
AT7	16690004	042	UT	CB	01/01/2021	306T3656	WC	FSS8764	E	CANDALOT KURT L	05/19/2021	10/21/2021	22000012	17.26
AT7	14480007011	042	UT	CB	01/01/2021	306T3656	WC	FTK7049	E	SYKES JEAN J	08/18/2021	10/07/2021	22000007	17.22

**CSS Worker's Compensation Disbursements
Oct 2021 - By Check Amount**

Client Code	Organization Code	Adjusting Office	State	Claim Designator	Policy Effective Date	Policy Number	Line	Claim Number	Payment Type	Claimant Name	Loss Date	Charge Date	Check Number	Check Amount
AT7	11740	042	UT	CB	01/01/2019	306T3656	WC	FNR1570	E	HATHAWAY ANTHONY	12/30/2019	10/08/2021	67794093	17.20
AT7	14480007011	042	UT	CB	01/01/2021	306T3656	WC	FSJ3387	E	NGUYEN LE	03/02/2021	10/20/2021	67802821	17.20
AT7	17750	042	UT	CB	01/01/2021	306T3656	WC	FSS3108	E	STEPHENSON MARK	03/16/2021	10/15/2021	22000025	17.00
AT7	10480011	095	UT	CM	01/01/2021	306T3656	WC	FTQ3154	E	ADDLEY KELSY	09/18/2021	10/14/2021	22000002	16.97
AT7	10480011	095	UT	CM	01/01/2021	306T3656	WC	FTQ3154	E	ADDLEY KELSY	09/18/2021	10/28/2021	22000003	16.97
AT7	14640024	042	UT	CB	01/01/2021	306T3656	WC	FRU7752	E	SABEY CHRIS C	02/03/2021	10/21/2021	22000030	16.94
AT7	12360003	095	UT	CM	01/01/2021	306T3656	WC	FTK1993	E	LOPEZ CINDY	07/26/2021	10/28/2021	22000014	16.80
AT7	12960008	042	UT	CB	01/01/2021	306T3656	WC	FTK4420	E	OLESON PAUL	08/01/2021	10/07/2021	22000003	16.73
AT7	12960008	042	UT	CB	01/01/2021	306T3656	WC	FTK4420	E	OLESON PAUL	08/01/2021	10/14/2021	22000005	16.73
AT7	15520	042	UT	CB	01/01/2021	306T3656	WC	FTA6034	E	HANNIFIN TIMOTHY	06/25/2021	10/14/2021	22000013	16.64
AT7	14050007	095	UT	CM	01/01/2021	306T3656	WC	FTK2147	E	OWEN MRUELLE	07/25/2021	10/21/2021	22000001	16.62
AT7	16080003004	095	UT	CM	01/01/2021	306T3656	WC	FTA4069	E	WHEELER HIRAM	05/23/2021	10/07/2021	22000010	16.55
AT7	14390002	095	UT	CM	01/01/2021	306T3656	WC	FTK0708	E	ISAAC WESTON	07/15/2021	10/28/2021	22000001	16.55
AT7	14480007012	095	UT	CM	01/01/2021	306T3656	WC	FTK5500	E	BRAMBLE MILDRED	08/11/2021	10/07/2021	22000002	16.43
AT7	12230001005	095	UT	CM	01/01/2021	306T3656	WC	FTK8206	E	IAN BURNINGHAM	08/12/2021	10/14/2021	22000001	16.41
AT7	17870	095	UT	CM	01/01/2021	306T3656	WC	FSJ7845	E	ROCIO ESPITIA MAR	03/17/2021	10/07/2021	22000015	16.34
AT7	17310002	095	UT	CM	01/01/2021	306T3656	WC	FTK8563	E	MAUMAU DAVID	08/24/2021	10/14/2021	22000002	16.08
AT7	14660002	095	UT	CM	01/01/2021	306T3656	WC	FTA5280	E	MELISSA THORNLEY	06/18/2021	10/21/2021	22000001	16.08
AT7	13160001	042	UT	CB	01/01/2020	306T3656	WC	FQV1705	E	BUTLER BRETT	09/10/2020	10/21/2021	22000023	15.94
AT7	14480007011	042	UT	CB	01/01/2021	306T3656	WC	FSJ3387	E	NGUYEN LE	03/02/2021	10/07/2021	22000022	15.76
AT7	12230004019	042	UT	CB	01/01/2021	306T3656	WC	FRU7894	E	COOK DARIN	02/03/2021	10/07/2021	22000032	15.67
AT7	12230004019	042	UT	CB	01/01/2021	306T3656	WC	FRU7894	E	COOK DARIN	02/03/2021	10/14/2021	22000037	15.67
AT7	16080001005	042	UT	CB	01/01/2021	306T3656	WC	FSJ4797	E	ALLEN CATHERINE	02/19/2021	10/14/2021	22000031	15.59
AT7	13900	042	UT	CB	01/01/2021	306T3656	WC	FSJ3306	E	BERRYHILL LORRAIN	03/02/2021	10/21/2021	22000036	15.42
AT7	12960008	042	UT	CB	01/01/2021	306T3656	WC	FTK4420	E	OLESON PAUL	08/01/2021	10/21/2021	22000006	15.21
AT7	13900	042	UT	CB	01/01/2021	306T3656	WC	FSJ3306	M	BERRYHILL LORRAIN	03/02/2021	10/07/2021	2288178	15.17
AT7	14190017	042	UT	CB	01/01/2021	306T3656	WC	FTA8041	E	LIDDELL LISA	07/02/2021	10/27/2021	22000031	15.16
AT7	15520	042	UT	CB	01/01/2021	306T3656	WC	FTA6034	E	HANNIFIN TIMOTHY	06/25/2021	10/07/2021	22000012	15.09
AT7	13980015	042	UT	CB	01/01/2021	306T3656	WC	FTA9068	E	THOMPSON JODI	07/12/2021	10/21/2021	22000010	15.09
AT7	14480007011	042	UT	CB	01/01/2021	306T3656	WC	FTK7049	M	SYKES JEAN J	08/18/2021	10/27/2021	33280452	15.00
AT7	11690007	095	UT	CM	01/01/2021	306T3656	WC	FTK9936	E	ZIMMERMAN JOSEPH	09/01/2021	10/28/2021	22000003	14.91
AT7	16080003001	042	UT	CB	01/01/2021	306T3656	WC	FTQ0606	E	JENSEN JEREMIAH	09/06/2021	10/27/2021	22000004	14.68
AT7	15520	042	UT	CB	01/01/2021	306T3656	WC	FTA6034	E	HANNIFIN TIMOTHY	06/25/2021	10/21/2021	22000014	14.66
AT7	12690002	042	UT	CB	01/01/2021	306T3656	WC	FSS2485	E	MORROW JOSHUA	04/18/2021	10/28/2021	22000018	14.62
AT7	15320001	095	UT	CM	01/01/2021	306T3656	WC	FTA5160	M	LUCAS BRANDON A	06/21/2021	10/06/2021	67792549	14.50
AT7	16080003004	095	UT	CM	01/01/2021	306T3656	WC	FTA8630	M	ROSS TODD	06/14/2021	10/06/2021	67791908	14.50

**CSS Worker's Compensation Disbursements
Oct 2021 - By Check Amount**

Client Code	Organization Code	Adjusting Office	State	Claim Designator	Policy Effective Date	Policy Number	Line	Claim Number	Payment Type	Claimant Name	Loss Date	Charge Date	Check Number	Check Amount
AT7	12690002	042	UT	CB	01/01/2021	306T3656	WC	FSS2485	E	MORROW JOSHUA	04/18/2021	10/28/2021	22000019	14.39
AT7	16110500	095	UT	CM	01/01/2021	306T3656	WC	FTK0541	E	SEEGMILLER MARY E	07/16/2021	10/28/2021	22000005	14.34
AT7	16080001005	042	UT	CB	01/01/2019	306T3656	WC	FKV5695	E	GARFIELD EARL	02/07/2019	10/07/2021	22000063	14.25
AT7	14190017	042	UT	CB	01/01/2021	306T3656	WC	FTA8041	E	LIDDELL LISA	07/02/2021	10/07/2021	22000029	14.21
AT7	13980015	042	UT	CB	01/01/2021	306T3656	WC	FTA9068	E	THOMPSON JODI	07/12/2021	10/14/2021	22000009	14.20
AT7	16690001	042	UT	CB	01/01/2021	306T3656	WC	FTA3450	E	BATEMAN MARY	06/11/2021	10/14/2021	22000005	14.10
AT7	13660003	042	UT	CB	01/01/2021	306T3656	WC	FSJ1480	E	WALDRON BRANDON	02/05/2021	10/21/2021	22000012	14.05
AT7	16080001001	042	UT	CB	01/01/2021	306T3656	WC	FTQ1800	E	LIVINGSTON TYLER	09/12/2021	10/06/2021	22000001	14.04
AT7	13030	042	UT	CB	01/01/2019	306T3656	WC	FLX7388	E	PLEDGER BARBARA	06/26/2019	10/21/2021	22000017	13.87
AT7	13270	042	UT	CB	01/01/1997	306T4813	WC	A4J7068	E	KEEL DALE	07/09/1997	10/21/2021	22000142	13.79
AT7	14580	042	UT	CB	01/01/1990	306T4813	WC	A4J7033	E	OAKS EDWIN	08/08/1990	10/28/2021	22000163	13.79
AT7	11560003	042	UT	CB	01/01/2021	306T3656	WC	FRU8588	E	CREEK KELSIE	02/05/2021	10/07/2021	22000037	13.78
AT7	12230001005	095	UT	CM	01/01/2021	306T3656	WC	FTK8206	E	IAN BURNINGHAM	08/12/2021	10/14/2021	22000002	13.78
AT7	15320001	042	UT	CB	01/01/2021	306T3656	WC	FTK2892	E	RICHARDSON MICHAEL	07/08/2021	10/21/2021	22000006	13.78
AT7	12650	095	UT	CM	01/01/2021	306T3656	WC	FTQ1423	E	CHRISTENSEN CHRIS	09/10/2021	10/21/2021	22000003	13.78
AT7	14390006	095	UT	CM	01/01/2020	306T3656	WC	FRU1372	E	MCLEAN JEFF	12/29/2020	10/28/2021	22000003	13.78
AT7	14390002	042	UT	CB	01/01/2021	306T3656	WC	FTA4201	E	HADLOCK NICOLE	06/15/2021	10/28/2021	22000010	13.78
AT7	15610015001	095	UT	CM	01/01/2021	306T3656	WC	FTK9179	E	JULI EPULLMAN	08/28/2021	10/21/2021	22000001	13.75
AT7	16080001005	042	UT	CB	01/01/2018	306T3656	WC	FHY9767	E	ROBINSON ZACH	11/01/2018	10/07/2021	22000063	13.64
AT7	16080001004	095	UT	CM	01/01/2021	306T3656	WC	FTQ0619	E	BRANDT ADAM	08/26/2021	10/07/2021	22000003	13.53
AT7	15530004	042	UT	CB	01/01/2020	306T3656	WC	FQV6644	E	NYMAN JOANN	10/13/2020	10/07/2021	22000044	13.42
AT7	11490022006	042	UT	CB	01/01/2021	306T3656	WC	FTK8302	E	JOHN MARSHALL	08/18/2021	10/14/2021	22000001	13.42
AT7	14710	095	UT	CM	01/01/2021	306T3656	WC	FTQ3418	E	SCOTT RICKETTS	09/10/2021	10/07/2021	22000002	13.33
AT7	16080001003	042	UT	CB	01/01/2021	306T3656	WC	FTA1104	E	WEBB ADAM	05/24/2021	10/07/2021	22000013	13.25
AT7	16080001002	095	UT	CM	01/01/2021	306T3656	WC	FSJ7709	M	KRINKE JESSE	03/24/2021	10/04/2021	67789536	13.22
AT7	13580	042	UT	CB	01/01/2021	306T3656	WC	FRU2531	E	NAKAI RITA	01/05/2021	10/28/2021	22000039	13.22
AT7	14190012	042	UT	CB	01/01/2021	306T3656	WC	FRU6257	E	MILLER DARIN	01/12/2021	10/13/2021	22000052	13.20
AT7	13980005	042	UT	CB	01/01/2021	306T3656	WC	FSS7255	E	THOMPSON THAD	04/10/2021	10/21/2021	22000006	13.14
AT7	15320023	042	UT	CB	01/01/2021	306T3656	WC	FSS8030	E	JOHNSON KAREN	05/14/2021	10/21/2021	22000036	12.87
AT7	13580	042	UT	CB	01/01/2021	306T3656	WC	FRU2531	E	NAKAI RITA	01/05/2021	10/14/2021	22000038	12.74
AT7	14640012	042	UT	CB	01/01/2021	306T3656	WC	FTA9932	E	SCOVIL AMARIA	07/12/2021	10/07/2021	22000009	12.70
AT7	10640	042	UT	CB	01/01/2016	306T3656	WC	ESL7571	E	BATES LAURIE	01/19/2016	10/14/2021	22000114	12.56
AT7	14480007011	042	UT	CB	01/01/2021	306T3656	WC	FSJ3387	E	NGUYEN LE	03/02/2021	10/07/2021	22000023	12.52
AT7	11560003	042	UT	CB	01/01/2021	306T3656	WC	FRU8588	E	CREEK KELSIE	02/05/2021	10/21/2021	22000038	12.52
AT7	11560003	042	UT	CB	01/01/2021	306T3656	WC	FRU8588	E	CREEK KELSIE	02/05/2021	10/21/2021	22000039	12.52
AT7	11560003	042	UT	CB	01/01/2021	306T3656	WC	FRU8588	E	CREEK KELSIE	02/05/2021	10/21/2021	22000040	12.52

**CSS Worker's Compensation Disbursements
Oct 2021 - By Check Amount**

Client Code	Organization Code	Adjusting Office	State	Claim Designator	Policy Effective Date	Policy Number	Line	Claim Number	Payment Type	Claimant Name	Loss Date	Charge Date	Check Number	Check Amount
AT7	11560003	042	UT	CB	01/01/2021	306T3656	WC	FRU8588	E	CREEK KELSIE	02/05/2021	10/21/2021	22000041	12.52
AT7	11560003	042	UT	CB	01/01/2021	306T3656	WC	FRU8588	E	CREEK KELSIE	02/05/2021	10/21/2021	22000042	12.52
AT7	11560003	042	UT	CB	01/01/2021	306T3656	WC	FRU8588	E	CREEK KELSIE	02/05/2021	10/21/2021	22000043	12.52
AT7	11560003	042	UT	CB	01/01/2021	306T3656	WC	FRU8588	E	CREEK KELSIE	02/05/2021	10/21/2021	22000044	12.52
AT7	11560003	042	UT	CB	01/01/2021	306T3656	WC	FRU8588	E	CREEK KELSIE	02/05/2021	10/21/2021	22000045	12.52
AT7	11560003	042	UT	CB	01/01/2021	306T3656	WC	FRU8588	E	CREEK KELSIE	02/05/2021	10/21/2021	22000046	12.52
AT7	12960001	042	UT	CB	01/01/2021	306T3656	WC	FTK8865	E	GODFREY JEREMY	08/26/2021	10/21/2021	22000002	12.47
AT7	14190014	042	UT	CB	01/01/2021	306T3656	WC	FTQ1899	E	ROXANNA MOOI	08/31/2021	10/07/2021	22000002	12.44
AT7	12230004019	042	UT	CB	01/01/2021	306T3656	WC	FRU7894	E	COOK DARIN	02/03/2021	10/07/2021	22000031	12.33
AT7	12230004019	042	UT	CB	01/01/2021	306T3656	WC	FRU7894	E	COOK DARIN	02/03/2021	10/07/2021	22000033	12.33
AT7	12230004019	042	UT	CB	01/01/2021	306T3656	WC	FRU7894	E	COOK DARIN	02/03/2021	10/07/2021	22000034	12.33
AT7	12230004019	042	UT	CB	01/01/2021	306T3656	WC	FRU7894	E	COOK DARIN	02/03/2021	10/14/2021	22000035	12.33
AT7	12230004019	042	UT	CB	01/01/2021	306T3656	WC	FRU7894	E	COOK DARIN	02/03/2021	10/14/2021	22000036	12.33
AT7	12230004019	042	UT	CB	01/01/2021	306T3656	WC	FRU7894	E	COOK DARIN	02/03/2021	10/28/2021	22000039	12.33
AT7	10610001	042	UT	CB	01/01/2021	306T3656	WC	FTQ4862	E	JENNIFER HANSEN	08/10/2021	10/21/2021	22000002	12.31
AT7	15610004	042	UT	CB	01/01/2020	306T3656	WC	FPZ6063	E	HUNTER JED W	06/30/2020	10/21/2021	22000066	12.24
AT7	11490022006	042	UT	CB	01/01/2021	306T3656	WC	FTK8302	E	JOHN MARSHALL	08/18/2021	10/14/2021	22000002	12.19
AT7	14480007011	042	UT	CB	01/01/2021	306T3656	WC	FTK7049	E	SYKES JEAN J	08/18/2021	10/21/2021	22000015	12.13
AT7	16080001001	042	UT	CB	01/01/2021	306T3656	WC	FSJ0221	E	LATHEN WESLEY	02/15/2021	10/14/2021	22000028	12.09
AT7	14190014	042	UT	CB	01/01/2020	306T3656	WC	FPZ6313	E	MOOI ROXANNA W	06/17/2020	10/07/2021	22000003	12.01
AT7	15530004	042	UT	CB	01/01/2020	306T3656	WC	FQV6644	E	NYMAN JOANN	10/13/2020	10/28/2021	22000046	12.00
AT7	16080001003	042	UT	CB	01/01/2021	306T3656	WC	FTQ0653	E	DOUGLAS HANNAY	08/12/2021	10/21/2021	22000003	11.99
AT7	12230004019	095	UT	CM	01/01/2021	306T3656	WC	FSS0334	E	COPPIN DAVIS	04/04/2021	10/21/2021	22000005	11.69
AT7	17870	095	UT	CM	01/01/2021	306T3656	WC	FSJ7845	E	ROCIO ESPITIA MAR	03/17/2021	10/14/2021	22000016	11.43
AT7	11690005	042	UT	CB	01/01/2020	306T3656	WC	FPR6237	E	GUNN KRISTI	05/05/2020	10/07/2021	22000100	11.35
AT7	14190017	042	UT	CB	01/01/2021	306T3656	WC	FTA8041	M	LIDDELL LISA	07/02/2021	10/13/2021	67797296	11.32
AT7	14480007012	042	UT	CB	01/01/2020	306T3656	WC	FQV9028	E	ROBINSON ZAC	10/21/2020	10/21/2021	22000059	11.16
AT7	16410	042	UT	CB	01/01/2020	306T3656	WC	FQM3702	E	MCDONALD CHAD	08/07/2020	10/12/2021	22000084	11.08
AT7	16410	042	UT	CB	01/01/2020	306T3656	WC	FQM3702	E	MCDONALD CHAD	08/07/2020	10/12/2021	22000085	11.08
AT7	15610004	042	UT	CB	01/01/2020	306T3656	WC	FPZ6063	E	HUNTER JED W	06/30/2020	10/28/2021	22000067	11.07
AT7	16080001001	042	UT	CB	01/01/2021	306T3656	WC	FTK5315	E	JOHNSON TODD	08/09/2021	10/14/2021	22000004	10.98
AT7	14190012	042	UT	CB	01/01/2021	306T3656	WC	FRU6257	E	MILLER DARIN	01/12/2021	10/06/2021	22000050	10.88
AT7	13980005	042	UT	CB	01/01/2021	306T3656	WC	FSS7255	E	THOMPSON THAD	04/10/2021	10/21/2021	22000007	10.87
AT7	10640	042	UT	CB	01/01/2016	306T3656	WC	ESL7571	E	BATES LAURIE	01/19/2016	10/14/2021	22000115	10.84
AT7	16410	042	UT	CB	01/01/2020	306T3656	WC	FQM3702	E	MCDONALD CHAD	08/07/2020	10/12/2021	22000083	10.77
AT7	12570	042	UT	CB	01/01/2021	306T3656	WC	FTK4709	E	ABBOTT KARL M	08/07/2021	10/14/2021	22000005	10.73

**CSS Worker's Compensation Disbursements
Oct 2021 - By Check Amount**

Client Code	Organization Code	Adjusting Office	State	Claim Designator	Policy Effective Date	Policy Number	Line	Claim Number	Payment Type	Claimant Name	Loss Date	Charge Date	Check Number	Check Amount
AT7	10640	042	UT	CB	01/01/2016	306T3656	WC	ESL7571	M	BATES LAURIE	01/19/2016	10/06/2021	33196314	10.70
AT7	13160001	042	UT	CB	01/01/2020	306T3656	WC	FQV1705	M	BUTLER BRETT	09/10/2020	10/06/2021	33201394	10.70
AT7	14740003	042	UT	CB	01/01/2021	306T3656	WC	FTA3397	M	OBRAY TANNER	06/11/2021	10/06/2021	33208469	10.70
AT7	16690001	042	UT	CB	01/01/2021	306T3656	WC	FTA3450	M	BATEMAN MARY	06/11/2021	10/13/2021	33231609	10.70
AT7	14190012	042	UT	CB	01/01/2021	306T3656	WC	FRU6257	M	MILLER DARIN	01/12/2021	10/20/2021	33251641	10.70
AT7	14190017	042	UT	CB	01/01/2021	306T3656	WC	FTA8041	M	LIDDELL LISA	07/02/2021	10/20/2021	33255537	10.70
AT7	12570	042	UT	CB	01/01/2021	306T3656	WC	FTK4709	M	ABBOTT KARL M	08/07/2021	10/20/2021	33257844	10.70
AT7	14640024	042	UT	CB	01/01/2021	306T3656	WC	FRU7752	M	SABEY CHRIS C	02/03/2021	10/27/2021	33273139	10.70
AT7	12230002007	042	UT	CB	01/01/2021	306T3656	WC	FTA0416	M	TESEN EDWARD	05/24/2021	10/14/2021	2290325	10.62
AT7	11520	095	UT	CM	01/01/2021	306T3656	WC	FTA2860	E	GREG TUCKER	06/04/2021	10/14/2021	22000001	10.60
AT7	14190014	042	UT	CB	01/01/2021	306T3656	WC	FTQ1899	M	ROXANNA MOOI	08/31/2021	10/06/2021	67791826	10.58
AT7	10610001	042	UT	CB	01/01/2021	306T3656	WC	FTQ4862	E	JENNIFER HANSEN	08/10/2021	10/21/2021	22000003	10.50
AT7	11490	042	UT	CB	01/01/1993	306T4813	WC	A4J6454	M	SHELTON JACQUE A	08/08/1993	10/28/2021	2293516	10.39
AT7	16080001003	095	UT	CM	01/01/2021	306T3656	WC	FTA9307	E	STEPHENS BANNING	07/13/2021	10/28/2021	22000009	10.39
AT7	10480011	095	UT	CM	01/01/2021	306T3656	WC	FTQ3154	E	KELSY ADDLEY	09/18/2021	10/07/2021	22000001	10.32
AT7	12670	095	UT	CM	01/01/2021	306T3656	WC	FTQ6042	E	DALTON ROTH	10/04/2021	10/28/2021	22000003	10.23
AT7	16080003004	095	UT	CM	01/01/2021	306T3656	WC	FTA4069	E	WHEELER HIRAM	05/23/2021	10/07/2021	22000011	10.22
AT7	16080002005	095	UT	CM	01/01/2021	306T3656	WC	FTA4810	E	COOPER ROSS	06/07/2021	10/07/2021	22000006	10.22
AT7	16080001003	042	UT	CB	01/01/2021	306T3656	WC	FTK3625	E	O'HARRA GORDON	07/15/2021	10/07/2021	22000008	10.22
AT7	16080001001	042	UT	CB	01/01/2021	306T3656	WC	FTK5315	E	JOHNSON TODD	08/09/2021	10/07/2021	22000003	10.22
AT7	16080001002	042	UT	CB	01/01/2021	306T3656	WC	FTQ2341	E	WALKER GEOFFREY	08/24/2021	10/07/2021	22000002	10.22
AT7	16080001001	042	UT	CB	01/01/2021	306T3656	WC	FSJ0221	E	LATHEN WESLEY	02/15/2021	10/14/2021	22000027	10.22
AT7	16080001003	042	UT	CB	01/01/2021	306T3656	WC	FTK3625	E	O'HARRA GORDON	07/15/2021	10/14/2021	22000009	10.22
AT7	16080001001	042	UT	CB	01/01/2021	306T3656	WC	FTQ1800	E	LIVINGSTON TYLER	09/12/2021	10/14/2021	22000003	10.22
AT7	16080001002	042	UT	CB	01/01/2021	306T3656	WC	FTQ2341	E	WALKER GEOFFREY	08/24/2021	10/14/2021	22000003	10.22
AT7	13410	095	UT	CM	01/01/2021	306T3656	WC	FTQ3429	E	NEAL STODDARD	09/17/2021	10/14/2021	22000004	10.22
AT7	16080003001	042	UT	CB	01/01/2021	306T3656	WC	FTQ0606	E	JENSEN JEREMIAH	09/06/2021	10/21/2021	22000002	10.22
AT7	16080002001	042	UT	CB	01/01/2020	306T3656	WC	FQM4001	E	SNELSON NICOLE	08/11/2020	10/28/2021	22000006	10.22
AT7	16080001005	042	UT	CB	01/01/2021	306T3656	WC	FSJ4797	E	ALLEN CATHERINE	02/19/2021	10/28/2021	22000033	10.22
AT7	16080003001	042	UT	CB	01/01/2021	306T3656	WC	FTQ0606	E	JENSEN JEREMIAH	09/06/2021	10/28/2021	22000005	10.22
AT7	16080001001	095	UT	CM	01/01/2021	306T3656	WC	FTQ2252	E	ALBEE MIKE	09/05/2021	10/28/2021	22000003	10.22
AT7	14190017	042	UT	CB	01/01/2021	306T3656	WC	FTA8041	E	LIDDELL LISA	07/02/2021	10/14/2021	22000030	10.17
AT7	14710	095	UT	CM	01/01/2021	306T3656	WC	FTQ3418	E	SCOTT RICKETTS	09/10/2021	10/07/2021	22000001	10.09
AT7	13410	095	UT	CM	01/01/2021	306T3656	WC	FTQ3429	E	NEAL STODDARD	09/17/2021	10/14/2021	22000005	10.05
AT7	12670	095	UT	CM	01/01/2021	306T3656	WC	FTQ6042	E	DALTON ROTH	10/04/2021	10/28/2021	22000004	10.05
AT7	13660002004	095	UT	CM	01/01/2021	306T3656	WC	FTQ4241	E	MARTIN MORRIS	09/13/2021	10/07/2021	22000001	9.92

**CSS Worker's Compensation Disbursements
Oct 2021 - By Check Amount**

Client Code	Organization Code	Adjusting Office	State	Claim Designator	Policy Effective Date	Policy Number	Line	Claim Number	Payment Type	Claimant Name	Loss Date	Charge Date	Check Number	Check Amount
AT7	12590001	095	UT	CM	01/01/2021	306T3656	WC	FTQ6390	E	TREVON GREENWOOD	10/01/2021	10/14/2021	22000001	9.92
AT7	14190014	042	UT	CB	01/01/2021	306T3656	WC	FTQ1899	E	ROXANNA MOOI	08/31/2021	10/07/2021	22000001	9.90
AT7	13410	095	UT	CM	01/01/2021	306T3656	WC	FTQ3429	E	NEAL STODDARD	09/17/2021	10/14/2021	22000002	9.87
AT7	13410	095	UT	CM	01/01/2021	306T3656	WC	FTQ3429	E	NEAL STODDARD	09/17/2021	10/14/2021	22000003	9.87
AT7	16080001003	095	UT	CM	01/01/2021	306T3656	WC	FSS7468	E	DUTHIE DACE	05/03/2021	10/21/2021	22000009	9.86
AT7	12670	095	UT	CM	01/01/2021	306T3656	WC	FTQ6042	E	DALTON ROTH	10/04/2021	10/28/2021	22000002	9.84
AT7	13980007	042	UT	CB	01/01/2021	306T3656	WC	FSS5718	E	COATES JENNY	05/03/2021	10/13/2021	22000017	9.81
AT7	10310008	095	UT	CM	01/01/2021	306T3656	WC	FTQ4206	E	LARRY WZOLMAN	09/22/2021	10/07/2021	22000001	9.69
AT7	13660003	042	UT	CB	01/01/2021	306T3656	WC	FTK9767	E	WEIGHT JENNIFER	08/27/2021	10/07/2021	22000009	9.64
AT7	12590001	095	UT	CM	01/01/2021	306T3656	WC	FTQ6390	E	TREVON GREENWOOD	10/01/2021	10/21/2021	22000002	9.64
AT7	14500004	042	UT	CB	01/01/2021	306T3656	WC	FTA4277	E	OVARD LES V	06/08/2021	10/13/2021	22000004	9.53
AT7	14680011	095	UT	CM	01/01/2021	306T3656	WC	FTA5494	E	FAULKNER JOSH	06/18/2021	10/13/2021	22000008	9.53
AT7	16110000	042	UT	CB	01/01/2021	306T3656	WC	FSS1993	M	DAY DALLAS W	04/13/2021	10/07/2021	2288191	9.52
AT7	17370	095	UT	CM	01/01/2021	306T3656	WC	FTK4885	E	BRENT MPICKERING	08/08/2021	10/27/2021	22000001	9.50
AT7	10310002	042	UT	CB	01/01/2021	306T3656	WC	FTK7818	E	ALLRED LIESL K	08/20/2021	10/07/2021	22000012	9.48
AT7	14710	095	UT	CM	01/01/2021	306T3656	WC	FTQ3418	E	SCOTT RICKETTS	09/10/2021	10/07/2021	22000003	9.48
AT7	13410	095	UT	CM	01/01/2021	306T3656	WC	FTQ3429	E	NEAL STODDARD	09/17/2021	10/14/2021	22000001	9.48
AT7	10310008	095	UT	CM	01/01/2021	306T3656	WC	FTQ4206	E	ZOLMAN LARRY W	09/22/2021	10/14/2021	22000004	9.48
AT7	10310008	095	UT	CM	01/01/2021	306T3656	WC	FTQ4206	E	ZOLMAN LARRY W	09/22/2021	10/21/2021	22000008	9.48
AT7	10310008	095	UT	CM	01/01/2021	306T3656	WC	FTQ4206	E	ZOLMAN LARRY W	09/22/2021	10/28/2021	22000010	9.48
AT7	10310008	095	UT	CM	01/01/2021	306T3656	WC	FTQ4206	E	ZOLMAN LARRY W	09/22/2021	10/28/2021	22000012	9.48
AT7	12670	095	UT	CM	01/01/2021	306T3656	WC	FTQ6042	E	DALTON ROTH	10/04/2021	10/28/2021	22000001	9.48
AT7	13900	042	UT	CB	01/01/2021	306T3656	WC	FSJ3306	E	BERRYHILL LORRAIN	03/02/2021	10/13/2021	22000033	9.42
AT7	14660001	042	UT	CB	01/01/2021	306T3656	WC	FTQ9257	M	JUSTIN COLE	10/19/2021	10/26/2021	67805726	9.35
AT7	12650	095	UT	CM	01/01/2021	306T3656	WC	FTQ1423	E	CHRISTENSEN CHRIS	09/10/2021	10/13/2021	22000001	9.27
AT7	10310008	095	UT	CM	01/01/2021	306T3656	WC	FTQ4206	E	ZOLMAN LARRY W	09/22/2021	10/28/2021	22000011	9.05
AT7	12810007	042	UT	CB	01/01/2020	306T3656	WC	FSJ6005	E	STAKER COLE	06/18/2020	10/01/2021	22000016	9.00
AT7	12360003	095	UT	CM	01/01/2021	306T3656	WC	FTK1993	E	LOPEZ CINDY	07/26/2021	10/06/2021	22000004	9.00
AT7	12570	042	UT	CB	01/01/2021	306T3656	WC	FTK4709	E	ABBOTT KARL M	08/07/2021	10/06/2021	22000004	9.00
AT7	11030002	042	UT	CB	01/01/2020	306T3656	WC	FPR0860	E	SANTIAGO DAVID	03/13/2020	10/07/2021	22000018	9.00
AT7	15610004	042	UT	CB	01/01/2020	306T3656	WC	FPZ6063	E	HUNTER JED W	06/30/2020	10/07/2021	22000063	9.00
AT7	15610004	042	UT	CB	01/01/2020	306T3656	WC	FPZ6063	E	HUNTER JED W	06/30/2020	10/07/2021	22000064	9.00
AT7	14480007008	095	UT	CM	01/01/2021	306T3656	WC	FRU3436	E	ALDER STEVE	01/07/2021	10/07/2021	22000013	9.00
AT7	14480007008	095	UT	CM	01/01/2021	306T3656	WC	FRU3436	E	ALDER STEVE	01/07/2021	10/07/2021	22000014	9.00
AT7	16080001001	042	UT	CB	01/01/2021	306T3656	WC	FSJ0221	E	LATHEN WESLEY	02/15/2021	10/07/2021	22000026	9.00
AT7	16140003	042	UT	CB	01/01/2021	306T3656	WC	FSS0753	E	NELSON JEREMY M	04/07/2021	10/07/2021	22000012	9.00

**CSS Worker's Compensation Disbursements
Oct 2021 - By Check Amount**

Client Code	Organization Code	Adjusting Office	State	Claim Designator	Policy Effective Date	Policy Number	Line	Claim Number	Payment Type	Claimant Name	Loss Date	Charge Date	Check Number	Check Amount
AT7	14050001001	042	UT	CB	01/01/2021	306T3656	WC	FSS5707	E	WILKINSON NICHOLA	05/04/2021	10/07/2021	22000013	9.00
AT7	13160002	095	UT	CM	01/01/2021	306T3656	WC	FSS8436	E	SPENCER JOHN	05/18/2021	10/07/2021	22000016	9.00
AT7	11640002	095	UT	CM	01/01/2021	306T3656	WC	FTA1405	E	ROGELIO CARBAJAL	05/27/2021	10/07/2021	22000001	9.00
AT7	11640002	095	UT	CM	01/01/2021	306T3656	WC	FTA1405	E	ROGELIO CARBAJAL	05/27/2021	10/07/2021	22000002	9.00
AT7	15320001	095	UT	CM	01/01/2021	306T3656	WC	FTA5160	E	LUCAS BRANDON A	06/21/2021	10/07/2021	22000002	9.00
AT7	11830009	095	UT	CM	01/01/2021	306T3656	WC	FTA5618	E	HINCK TYRONE	06/22/2021	10/07/2021	22000004	9.00
AT7	10750007	042	UT	CB	01/01/2021	306T3656	WC	FTA8295	E	PETERSEN CHAD	07/07/2021	10/07/2021	22000004	9.00
AT7	16080003004	095	UT	CM	01/01/2021	306T3656	WC	FTA8630	E	ROSS TODD	06/14/2021	10/07/2021	22000002	9.00
AT7	14640019	042	UT	CB	01/01/2021	306T3656	WC	FTA9145	E	GOODE JOSHUA	07/11/2021	10/07/2021	22000008	9.00
AT7	10610007	095	UT	CM	01/01/2021	306T3656	WC	FTK3256	E	CARLSON MICHAEL	07/28/2021	10/07/2021	22000002	9.00
AT7	12360001	042	UT	CB	01/01/2021	306T3656	WC	FTK5938	E	GARCIA RODRIGO	08/12/2021	10/07/2021	22000004	9.00
AT7	17310007	095	UT	CM	01/01/2021	306T3656	WC	FTK5959	E	LAPALE FETUUHO J	08/12/2021	10/07/2021	22000004	9.00
AT7	16690015	095	UT	CM	01/01/2021	306T3656	WC	FTK6388	E	EYRE JANALEE	07/07/2021	10/07/2021	22000003	9.00
AT7	11690007	095	UT	CM	01/01/2021	306T3656	WC	FTK8030	E	TIMOTHY KAITLYN	08/24/2021	10/07/2021	22000003	9.00
AT7	16080002003	095	UT	CM	01/01/2021	306T3656	WC	FTK9133	E	REXLEY FLORENDO	08/29/2021	10/07/2021	22000001	9.00
AT7	13660003	095	UT	CM	01/01/2021	306T3656	WC	FTK9593	E	KAYLIE LAMBSON	08/25/2021	10/07/2021	22000001	9.00
AT7	11690007	095	UT	CM	01/01/2021	306T3656	WC	FTK9936	E	ZIMMERMAN JOSEPH	09/01/2021	10/07/2021	22000002	9.00
AT7	13060002	095	UT	CM	01/01/2021	306T3656	WC	FTQ0221	E	GARRETT SAFLEY	09/01/2021	10/07/2021	22000001	9.00
AT7	16080003001	042	UT	CB	01/01/2021	306T3656	WC	FTQ0606	E	JENSEN JEREMIAH	09/06/2021	10/07/2021	22000001	9.00
AT7	16080001001	095	UT	CM	01/01/2021	306T3656	WC	FTQ2252	E	MIKE ALBEE	09/05/2021	10/07/2021	22000001	9.00
AT7	13840005	095	UT	CM	01/01/2021	306T3656	WC	FTQ2488	E	ERIC TGARDNER	09/15/2021	10/07/2021	22000001	9.00
AT7	13840005	095	UT	CM	01/01/2021	306T3656	WC	FTQ2488	E	ERIC TGARDNER	09/15/2021	10/07/2021	22000002	9.00
AT7	13840005	095	UT	CM	01/01/2021	306T3656	WC	FTQ2488	E	ERIC TGARDNER	09/15/2021	10/07/2021	22000003	9.00
AT7	12060	095	UT	CM	01/01/2021	306T3656	WC	FTQ4817	E	LARRY BCHILD	08/25/2021	10/07/2021	22000001	9.00
AT7	14480007008	042	UT	CB	01/01/2021	306T3656	WC	FRU3436	E	ALDER STEVE	01/07/2021	10/08/2021	22000015	9.00
AT7	12810007	042	UT	CB	01/01/2020	306T3656	WC	FSJ6005	E	STAKER COLE	06/18/2020	10/08/2021	22000017	9.00
AT7	16410	042	UT	CB	01/01/2020	306T3656	WC	FQM3702	E	MCDONALD CHAD	08/07/2020	10/11/2021	22000082	9.00
AT7	14050001001	042	UT	CB	01/01/2021	306T3656	WC	FTA7813	E	CRNICH ANDY S	07/02/2021	10/12/2021	22000020	9.00
AT7	13980005	042	UT	CB	01/01/2020	306T3656	WC	FPD4628	E	NICHOLLS RYAN	02/21/2020	10/13/2021	22000062	9.00
AT7	11450	042	UT	CB	01/01/2020	306T3656	WC	FPR7119	E	PHILLIPS JOHN	05/12/2020	10/13/2021	22000044	9.00
AT7	13900	042	UT	CB	01/01/2021	306T3656	WC	FSJ3306	E	BERRYHILL LORRAIN	03/02/2021	10/13/2021	22000032	9.00
AT7	16110000	042	UT	CB	01/01/2021	306T3656	WC	FSS1993	E	DAY DALLAS W	04/13/2021	10/13/2021	22000007	9.00
AT7	11200004	042	UT	CB	01/01/2021	306T3656	WC	FTA0846	E	EVANS MATTHEW	06/01/2021	10/13/2021	22000027	9.00
AT7	14480007011	042	UT	CB	01/01/2021	306T3656	WC	FTK7049	E	SYKES JEAN J	08/18/2021	10/13/2021	22000008	9.00
AT7	10310008	095	UT	CM	01/01/2021	306T3656	WC	FTQ4206	E	ZOLMAN LARRY W	09/22/2021	10/13/2021	22000002	9.00
AT7	10310008	095	UT	CM	01/01/2021	306T3656	WC	FTQ4206	E	ZOLMAN LARRY W	09/22/2021	10/13/2021	22000003	9.00

**CSS Worker's Compensation Disbursements
Oct 2021 - By Check Amount**

Client Code	Organization Code	Adjusting Office	State	Claim Designator	Policy Effective Date	Policy Number	Line	Claim Number	Payment Type	Claimant Name	Loss Date	Charge Date	Check Number	Check Amount
AT7	14480011019	042	UT	CB	01/01/2019	306T3656	WC	FKV1428	E	O'BRIEN JAMES W	01/08/2019	10/14/2021	22000047	9.00
AT7	13640004	042	UT	CB	01/01/2020	306T3656	WC	FPZ8038	E	RUNOLFSON GABRIEL	07/02/2020	10/14/2021	22000025	9.00
AT7	17870	095	UT	CM	01/01/2021	306T3656	WC	FSJ7845	E	ROCIO ESPITIA MAR	03/17/2021	10/14/2021	22000017	9.00
AT7	14740003	095	UT	CM	01/01/2021	306T3656	WC	FSJ8220	E	PENMAN TRASE	03/22/2021	10/14/2021	22000006	9.00
AT7	11030003	042	UT	CB	01/01/2021	306T3656	WC	FSJ9109	E	HARRIS ANDREW D	03/30/2021	10/14/2021	22000017	9.00
AT7	16110211	042	UT	CB	01/01/2021	306T3656	WC	FSS1197	E	PAINTER CODY B	03/24/2021	10/14/2021	22000002	9.00
AT7	16110000	042	UT	CB	01/01/2021	306T3656	WC	FSS1993	E	DAY DALLAS W	04/13/2021	10/14/2021	22000008	9.00
AT7	16110000	042	UT	CB	01/01/2021	306T3656	WC	FSS1993	E	DAY DALLAS W	04/13/2021	10/14/2021	22000009	9.00
AT7	16110413	042	UT	CB	01/01/2021	306T3656	WC	FSS2261	E	LIRA ANTHONY J	04/15/2021	10/14/2021	22000018	9.00
AT7	13980007	042	UT	CB	01/01/2021	306T3656	WC	FSS5718	E	COATES JENNY	05/03/2021	10/14/2021	22000018	9.00
AT7	16080001003	095	UT	CM	01/01/2021	306T3656	WC	FSS7468	E	DUTHIE DACE	05/03/2021	10/14/2021	22000007	9.00
AT7	16080001003	095	UT	CM	01/01/2021	306T3656	WC	FSS7468	E	DUTHIE DACE	05/03/2021	10/14/2021	22000008	9.00
AT7	16110211	042	UT	CB	01/01/2021	306T3656	WC	FSS8679	E	IVERSON DOUGLAS J	05/19/2021	10/14/2021	22000010	9.00
AT7	12230002007	042	UT	CB	01/01/2021	306T3656	WC	FTA0416	E	TESEN EDWARD	05/24/2021	10/14/2021	22000022	9.00
AT7	13750001	042	UT	CB	01/01/2021	306T3656	WC	FTA4299	E	KLEVEN ERIC	06/11/2021	10/14/2021	22000002	9.00
AT7	11830009	095	UT	CM	01/01/2021	306T3656	WC	FTA5618	E	HINCK TYRONE	06/22/2021	10/14/2021	22000005	9.00
AT7	14050001001	042	UT	CB	01/01/2021	306T3656	WC	FTA7813	E	CRNICH ANDY S	07/02/2021	10/14/2021	22000021	9.00
AT7	16080002001	042	UT	CB	01/01/2021	306T3656	WC	FTK0467	E	SNELSON NICOLE	05/04/2021	10/14/2021	22000004	9.00
AT7	16080002005	042	UT	CB	01/01/2021	306T3656	WC	FTK2327	E	HODGES BENJAMIN	07/28/2021	10/14/2021	22000004	9.00
AT7	10610007	095	UT	CM	01/01/2021	306T3656	WC	FTK3256	E	CARLSON MICHAEL	07/28/2021	10/14/2021	22000003	9.00
AT7	16690015	095	UT	CM	01/01/2021	306T3656	WC	FTK6388	E	EYRE JANALEE	07/07/2021	10/14/2021	22000004	9.00
AT7	15610015003	042	UT	CB	01/01/2021	306T3656	WC	FTK7667	E	MORALES JORGE A	08/20/2021	10/14/2021	22000006	9.00
AT7	11690007	095	UT	CM	01/01/2021	306T3656	WC	FTK8030	E	TIMOTHY KAITLYN	08/24/2021	10/14/2021	22000004	9.00
AT7	16080001003	042	UT	CB	01/01/2021	306T3656	WC	FTQ0653	E	DOUGLAS HANNAY	08/12/2021	10/14/2021	22000001	9.00
AT7	16080001003	042	UT	CB	01/01/2021	306T3656	WC	FTQ0653	E	DOUGLAS HANNAY	08/12/2021	10/14/2021	22000002	9.00
AT7	15750003	095	UT	CM	01/01/2021	306T3656	WC	FTQ0978	E	JED BPEACOCK	09/07/2021	10/14/2021	22000001	9.00
AT7	15750003	095	UT	CM	01/01/2021	306T3656	WC	FTQ0978	E	JED BPEACOCK	09/07/2021	10/14/2021	22000002	9.00
AT7	11660007	095	UT	CM	01/01/2021	306T3656	WC	FTQ0985	E	SHAW CHRISTOPH	09/01/2021	10/14/2021	22000002	9.00
AT7	12650	095	UT	CM	01/01/2021	306T3656	WC	FTQ1423	E	CHRISTENSEN CHRIS	09/10/2021	10/14/2021	22000002	9.00
AT7	14140001	095	UT	CM	01/01/2021	306T3656	WC	FTQ1680	E	HOLMAN GRANT	09/03/2021	10/14/2021	22000002	9.00
AT7	16080001001	042	UT	CB	01/01/2021	306T3656	WC	FTQ1800	E	LIVINGSTON TYLER	09/12/2021	10/14/2021	22000002	9.00
AT7	15610015003	095	UT	CM	01/01/2021	306T3656	WC	FTQ2307	E	JARED TWARNER	09/14/2021	10/14/2021	22000001	9.00
AT7	16200	095	UT	CM	01/01/2021	306T3656	WC	FTQ2504	E	STEVE LANG	09/15/2021	10/14/2021	22000001	9.00
AT7	16200	095	UT	CM	01/01/2021	306T3656	WC	FTQ2504	E	STEVE LANG	09/15/2021	10/14/2021	22000002	9.00
AT7	10750007	095	UT	CM	01/01/2021	306T3656	WC	FTQ3278	E	ARMANDO GUZMAN	09/16/2021	10/14/2021	22000001	9.00
AT7	14480011019	095	UT	CM	01/01/2021	306T3656	WC	FTQ3453	E	HILDA GARCIA	09/18/2021	10/14/2021	22000001	9.00

**CSS Worker's Compensation Disbursements
Oct 2021 - By Check Amount**

Client Code	Organization Code	Adjusting Office	State	Claim Designator	Policy Effective Date	Policy Number	Line	Claim Number	Payment Type	Claimant Name	Loss Date	Charge Date	Check Number	Check Amount
AT7	14500002	095	UT	CM	01/01/2021	306T3656	WC	FTQ3642	E	JASON LFERRY	09/21/2021	10/14/2021	22000001	9.00
AT7	15320005	042	UT	CB	01/01/2021	306T3656	WC	FTQ4263	E	BRAD BZILLES	09/23/2021	10/14/2021	22000001	9.00
AT7	10750004	095	UT	CM	01/01/2021	306T3656	WC	FTQ4630	E	AARON MCKINLEY	09/22/2021	10/14/2021	22000001	9.00
AT7	10750004	095	UT	CM	01/01/2021	306T3656	WC	FTQ4632	E	JUSTIN GLOMMEN	09/22/2021	10/14/2021	22000001	9.00
AT7	14050001001	042	UT	CB	01/01/2021	306T3656	WC	FTA7813	E	CRNICH ANDY S	07/02/2021	10/15/2021	22000022	9.00
AT7	13900	042	UT	CB	01/01/2021	306T3656	WC	FSJ3306	E	BERRYHILL LORRAIN	03/02/2021	10/19/2021	22000035	9.00
AT7	11490019	095	UT	CM	01/01/2019	306T3656	WC	FMX8235	E	JOHNSON LOREN	10/28/2019	10/20/2021	22000003	9.00
AT7	14480007011	042	UT	CB	01/01/2021	306T3656	WC	FTK7049	E	SYKES JEAN J	08/18/2021	10/20/2021	22000009	9.00
AT7	14480007011	042	UT	CB	01/01/2021	306T3656	WC	FTK7049	E	SYKES JEAN J	08/18/2021	10/20/2021	22000010	9.00
AT7	14480007011	042	UT	CB	01/01/2021	306T3656	WC	FTK7049	E	SYKES JEAN J	08/18/2021	10/20/2021	22000013	9.00
AT7	10310008	095	UT	CM	01/01/2021	306T3656	WC	FTQ4206	E	ZOLMAN LARRY W	09/22/2021	10/20/2021	22000005	9.00
AT7	10310008	095	UT	CM	01/01/2021	306T3656	WC	FTQ4206	E	ZOLMAN LARRY W	09/22/2021	10/20/2021	22000006	9.00
AT7	10310008	095	UT	CM	01/01/2021	306T3656	WC	FTQ4206	E	ZOLMAN LARRY W	09/22/2021	10/20/2021	22000007	9.00
AT7	14680008	042	UT	CB	01/01/2017	306T3656	WC	E9A5947	E	DAVIS GLENN	02/16/2017	10/21/2021	22000044	9.00
AT7	14680008	042	UT	CB	01/01/2017	306T3656	WC	E9A5947	E	DAVIS GLENN	02/16/2017	10/21/2021	22000045	9.00
AT7	14740003	042	UT	CB	01/01/2019	306T3656	WC	FKN4924	E	WOOLSEY JARED	01/08/2019	10/21/2021	22000012	9.00
AT7	11490019	095	UT	CM	01/01/2019	306T3656	WC	FMX8235	E	JOHNSON LOREN	10/28/2019	10/21/2021	22000004	9.00
AT7	11450	042	UT	CB	01/01/2020	306T3656	WC	FPR7119	E	PHILLIPS JOHN	05/12/2020	10/21/2021	22000046	9.00
AT7	14480022040	042	UT	CB	01/01/2020	306T3656	WC	FQV3405	E	BAGLEY CHRIS	08/24/2020	10/21/2021	22000016	9.00
AT7	12110002	042	UT	CB	01/01/2020	306T3656	WC	FQV6925	E	CROUSE AMBER	10/13/2020	10/21/2021	22000028	9.00
AT7	17310002	042	UT	CB	01/01/2020	306T3656	WC	FRP3300	E	HOBBS WILLIAM	11/13/2020	10/21/2021	22000030	9.00
AT7	14680008	042	UT	CB	01/01/2020	306T3656	WC	FRP6047	E	DAVIS GLENN	11/30/2020	10/21/2021	22000013	9.00
AT7	16110440	042	UT	CB	01/01/2021	306T3656	WC	FRU5506	E	ELLSWORTH MICHAEL	01/22/2021	10/21/2021	22000017	9.00
AT7	14050001001	042	UT	CB	01/01/2021	306T3656	WC	FSS5707	E	WILKINSON NICHOLA	05/04/2021	10/21/2021	22000014	9.00
AT7	16110211	042	UT	CB	01/01/2021	306T3656	WC	FSS8679	E	IVERSON DOUGLAS J	05/19/2021	10/21/2021	22000011	9.00
AT7	16110211	042	UT	CB	01/01/2021	306T3656	WC	FSS8679	E	IVERSON DOUGLAS J	05/19/2021	10/21/2021	22000012	9.00
AT7	12230002007	042	UT	CB	01/01/2021	306T3656	WC	FTA0416	E	TESEN EDWARD	05/24/2021	10/21/2021	22000024	9.00
AT7	17080	042	UT	CB	01/01/2021	306T3656	WC	FTA3715	E	PARRISH GREG	06/03/2021	10/21/2021	22000010	9.00
AT7	11830009	095	UT	CM	01/01/2021	306T3656	WC	FTA5618	E	HINCK TYRONE	06/22/2021	10/21/2021	22000006	9.00
AT7	11830009	095	UT	CM	01/01/2021	306T3656	WC	FTA5618	E	HINCK TYRONE	06/22/2021	10/21/2021	22000007	9.00
AT7	14480007010	095	UT	CM	01/01/2021	306T3656	WC	FTA9708	E	VANNOSDOL CORY	07/14/2021	10/21/2021	22000004	9.00
AT7	10750005	095	UT	CM	01/01/2021	306T3656	WC	FTK0739	E	RODRIGUEZ ADDISON	07/20/2021	10/21/2021	22000007	9.00
AT7	14480007011	042	UT	CB	01/01/2021	306T3656	WC	FTK7049	E	SYKES JEAN J	08/18/2021	10/21/2021	22000014	9.00
AT7	16080003001	042	UT	CB	01/01/2021	306T3656	WC	FTQ0606	E	JENSEN JEREMIAH	09/06/2021	10/21/2021	22000003	9.00
AT7	16080001001	095	UT	CM	01/01/2021	306T3656	WC	FTQ2252	E	ALBEE MIKE	09/05/2021	10/21/2021	22000002	9.00
AT7	15610015003	095	UT	CM	01/01/2021	306T3656	WC	FTQ2307	E	JARED TWARNER	09/14/2021	10/21/2021	22000002	9.00

**CSS Worker's Compensation Disbursements
Oct 2021 - By Check Amount**

Client Code	Organization Code	Adjusting Office	State	Claim Designator	Policy Effective Date	Policy Number	Line	Claim Number	Payment Type	Claimant Name	Loss Date	Charge Date	Check Number	Check Amount
AT7	15610015003	095	UT	CM	01/01/2021	306T3656	WC	FTQ2307	E	JARED TWARNER	09/14/2021	10/21/2021	22000003	9.00
AT7	10750007	095	UT	CM	01/01/2021	306T3656	WC	FTQ3278	E	ARMANDO GUZMAN	09/16/2021	10/21/2021	22000002	9.00
AT7	14480011019	095	UT	CM	01/01/2021	306T3656	WC	FTQ3453	E	HILDA GARCIA	09/18/2021	10/21/2021	22000002	9.00
AT7	14480011019	095	UT	CM	01/01/2021	306T3656	WC	FTQ3453	E	HILDA GARCIA	09/18/2021	10/21/2021	22000003	9.00
AT7	13890	042	UT	CB	01/01/2021	306T3656	WC	FTQ3580	E	FREDDY LLOERTSCHE	09/04/2021	10/21/2021	22000001	9.00
AT7	13890	042	UT	CB	01/01/2021	306T3656	WC	FTQ3580	E	FREDDY LLOERTSCHE	09/04/2021	10/21/2021	22000002	9.00
AT7	14500002	095	UT	CM	01/01/2021	306T3656	WC	FTQ3642	E	JASON LFERRY	09/21/2021	10/21/2021	22000002	9.00
AT7	11030GLX	095	UT	CM	01/01/2021	306T3656	WC	FTQ3800	E	TARA FREEMAN	09/21/2021	10/21/2021	22000001	9.00
AT7	16690009	095	UT	CM	01/01/2021	306T3656	WC	FTQ4048	E	AMANDA SUMSION	09/20/2021	10/21/2021	22000001	9.00
AT7	13020007	095	UT	CM	01/01/2021	306T3656	WC	FTQ4112	E	KASHEA LESTRADA	09/22/2021	10/21/2021	22000001	9.00
AT7	15320005	042	UT	CB	01/01/2021	306T3656	WC	FTQ4263	E	BRAD BZILLES	09/23/2021	10/21/2021	22000002	9.00
AT7	14480007011	095	UT	CM	01/01/2021	306T3656	WC	FTQ4626	E	TAMARA LAWRENCE	09/22/2021	10/21/2021	22000001	9.00
AT7	14480022030	095	UT	CM	01/01/2021	306T3656	WC	FTQ6355	E	JOBANY GARCIA	10/04/2021	10/21/2021	22000001	9.00
AT7	13660003	042	UT	CB	01/01/2019	306T3656	WC	FMH7081	E	WALDRON BRANDON	08/03/2019	10/22/2021	22000008	9.00
AT7	11490022003	042	UT	CB	01/01/2020	306T3656	WC	FRP7722	E	MOSHER HALEY	12/06/2020	10/22/2021	22000018	9.00
AT7	13660003	042	UT	CB	01/01/2015	306T3656	WC	E3W2365	E	CHUCHRAN JARED A	05/30/2015	10/27/2021	22000144	9.00
AT7	12230002007	042	UT	CB	01/01/2021	306T3656	WC	FTA0416	E	TESEN EDWARD	05/24/2021	10/27/2021	22000025	9.00
AT7	16110211	042	UT	CB	01/01/2021	306T3656	WC	FTK0277	E	GRACIA LIONEL R	07/16/2021	10/27/2021	22000010	9.00
AT7	14480007011	042	UT	CB	01/01/2021	306T3656	WC	FTK7049	E	SYKES JEAN J	08/18/2021	10/27/2021	22000016	9.00
AT7	10310008	095	UT	CM	01/01/2021	306T3656	WC	FTQ4206	E	ZOLMAN LARRY W	09/22/2021	10/27/2021	22000009	9.00
AT7	17310002	042	UT	CB	01/01/2020	306T3656	WC	FRP3300	E	HOBBS WILLIAM	11/13/2020	10/28/2021	22000031	9.00
AT7	14480007008	042	UT	CB	01/01/2021	306T3656	WC	FRU3436	E	ALDER STEVE	01/07/2021	10/28/2021	22000016	9.00
AT7	13660003	042	UT	CB	01/01/2021	306T3656	WC	FSJ1480	E	WALDRON BRANDON	02/05/2021	10/28/2021	22000013	9.00
AT7	16080001005	042	UT	CB	01/01/2021	306T3656	WC	FSJ4797	E	ALLEN CATHERINE	02/19/2021	10/28/2021	22000032	9.00
AT7	14640020	095	UT	CM	01/01/2021	306T3656	WC	FSJ9526	E	BRIAN GARDNER	04/02/2021	10/28/2021	22000001	9.00
AT7	14640020	095	UT	CM	01/01/2021	306T3656	WC	FSJ9526	E	BRIAN GARDNER	04/02/2021	10/28/2021	22000002	9.00
AT7	14580010	042	UT	CB	01/01/2021	306T3656	WC	FSS1511	E	PUMMELL KEVIN	03/30/2021	10/28/2021	22000020	9.00
AT7	14050001003	042	UT	CB	01/01/2021	306T3656	WC	FSS1519	E	DELANO CASEY	04/12/2021	10/28/2021	22000002	9.00
AT7	14050001003	042	UT	CB	01/01/2021	306T3656	WC	FSS1519	E	DELANO CASEY	04/12/2021	10/28/2021	22000003	9.00
AT7	16110000	042	UT	CB	01/01/2021	306T3656	WC	FSS1993	E	DAY DALLAS W	04/13/2021	10/28/2021	22000010	9.00
AT7	16110211	042	UT	CB	01/01/2021	306T3656	WC	FSS8679	E	IVERSON DOUGLAS J	05/19/2021	10/28/2021	22000013	9.00
AT7	12600004	042	UT	CB	01/01/2021	306T3656	WC	FSS9274	E	WARD SHANE E	05/22/2021	10/28/2021	22000014	9.00
AT7	12960008	042	UT	CB	01/01/2021	306T3656	WC	FTK4420	E	OLESON PAUL	08/01/2021	10/28/2021	22000008	9.00
AT7	14250	042	UT	CB	01/01/2021	306T3656	WC	FTK9491	E	KENDALL PARK	08/27/2021	10/28/2021	22000001	9.00
AT7	14140006	095	UT	CM	01/01/2021	306T3656	WC	FTQ1697	E	AMANDA MARRIOTT	09/09/2021	10/28/2021	22000002	9.00
AT7	16080001001	042	UT	CB	01/01/2021	306T3656	WC	FTQ1800	E	LIVINGSTON TYLER	09/12/2021	10/28/2021	22000004	9.00

**CSS Worker's Compensation Disbursements
Oct 2021 - By Check Amount**

Client Code	Organization Code	Adjusting Office	State	Claim Designator	Policy Effective Date	Policy Number	Line	Claim Number	Payment Type	Claimant Name	Loss Date	Charge Date	Check Number	Check Amount
AT7	10750007	095	UT	CM	01/01/2021	306T3656	WC	FTQ3278	E	ARMANDO GUZMAN	09/16/2021	10/28/2021	22000003	9.00
AT7	14480011019	095	UT	CM	01/01/2021	306T3656	WC	FTQ3453	E	HILDA GARCIA	09/18/2021	10/28/2021	22000004	9.00
AT7	13890	042	UT	CB	01/01/2021	306T3656	WC	FTQ3580	E	FREDDY LLOERTSCHE	09/04/2021	10/28/2021	22000003	9.00
AT7	17530	042	UT	CB	01/01/2021	306T3656	WC	FTQ3731	E	JASON RBEARDEN	09/19/2021	10/28/2021	22000002	9.00
AT7	11560003	095	UT	CM	01/01/2021	306T3656	WC	FTQ3834	E	CORY COOPER	09/22/2021	10/28/2021	22000001	9.00
AT7	11560003	095	UT	CM	01/01/2021	306T3656	WC	FTQ3834	E	CORY COOPER	09/22/2021	10/28/2021	22000002	9.00
AT7	12460001	095	UT	CM	01/01/2021	306T3656	WC	FTQ4589	E	ROBBIN FORSYTH	09/22/2021	10/28/2021	22000001	9.00
AT7	12460001	095	UT	CM	01/01/2021	306T3656	WC	FTQ4589	E	ROBBIN FORSYTH	09/22/2021	10/28/2021	22000002	9.00
AT7	11690012	095	UT	CM	01/01/2021	306T3656	WC	FTQ5470	E	KOLBY BRKLACICH	09/30/2021	10/28/2021	22000001	9.00
AT7	14480022030	095	UT	CM	01/01/2021	306T3656	WC	FTQ7597	E	CECILIA ZAMBRANO	09/20/2021	10/28/2021	22000001	9.00
AT7	11690007	095	UT	CM	01/01/2021	306T3656	WC	FTK9936	M	ZIMMERMAN JOSEPH	09/01/2021	10/27/2021	67808349	8.90
AT7	15610020	042	UT	CB	01/01/2021	306T3656	WC	FTQ2648	E	MITCHELL GENTRY	09/01/2021	10/08/2021	67794063	7.50
AT7	13870004	042	UT	CB	01/01/2016	306T3656	WC	E7W6516	E	LINDSAY SHERRIE	10/10/2016	10/08/2021	22000057	2.65
AT7	16080001002	095	UT	CM	01/01/2021	306T3656	WC	FSJ7709	E	KRINKE JESSE	03/24/2021	10/05/2021	22000011	0.35
AT7	11030003	042	UT	CB	01/01/2021	306T3656	WC	FSJ9109	C	HARRIS ANDREW D	03/30/2021	10/06/2021	251613	-
AT7	16410	042	UT	CB	01/01/2020	306T3656	WC	FQM3702	E	MCDONALD CHAD	08/07/2020	10/13/2021	22000086	(10.29)
AT7	14050001001	042	UT	CB	01/01/2021	306T3656	WC	FTA7813	E	CRNICH ANDY S	07/02/2021	10/08/2021	22000019	(11.63)
AT7	12570	042	UT	CB	01/01/2021	306T3656	WC	FTK4709	E	ABBOTT KARL M	08/07/2021	10/14/2021	22000007	(18.43)
AT7	14190012	042	UT	CB	01/01/2021	306T3656	WC	FRU6257	E	MILLER DARIN	01/12/2021	10/08/2021	22000051	(26.00)
AT7	12310	042	UT	CB	01/01/2011	306T3656	WC	ENP4640	M	NEDESKY DAVID	03/23/2011	10/13/2021	92392056	(28.50)
AT7	14480022034	042	UT	CB	01/01/2017	306T3656	WC	FAE5939	E	KOHLER TALON	07/08/2017	10/11/2021	22000091	(44.06)
AT7	14050001001	042	UT	CB	01/01/2021	306T3656	WC	FTA7813	M	CRNICH ANDY S	07/02/2021	10/07/2021	67787135	(233.43)
AT7	17080	042	UT	CB	01/01/2021	306T3656	WC	FTA3715	C	PARRISH GREG	06/03/2021	10/06/2021	266143	(954.00)
AT7	11200004	042	UT	CB	01/01/2021	306T3656	WC	FTA0846	C	EVANS MATTHEW	06/01/2021	10/11/2021	67780107	(1,062.90)
AT7	13500003	042	UT	CB	01/01/2020	306T3656	WC	FQM1044	C	CARDENAS CARMEN	07/22/2020	10/22/2021	92392956	(1,872.00)
Total													1105	\$ 351,949.73

**CSS Worker's Compensation Disbursements
Oct 2021 - By Check Number**

Client Code	Organization Code	Adjusting Office	State	Claim Designator	Policy Effective Date	Policy Number	Line	Claim Number	Payment Type	Claimant Name	Loss Date	Charge Date	Check Number	Check Amount
AT7	11030003	042	UT	CB	01/01/2021	306T3656	WC	FSJ9109	C	HARRIS ANDREW D	03/30/2021	10/06/2021	251613	-
AT7	17080	042	UT	CB	01/01/2021	306T3656	WC	FTA3715	C	PARRISH GREG	06/03/2021	10/06/2021	266143	(954.00)
AT7	11620	042	UT	CB	01/01/2019	306T3656	WC	FNE5850	C	HAMMACK RANDY	11/30/2019	10/01/2021	266883	1,222.00
AT7	12690002	042	UT	CB	01/01/2021	306T3656	WC	FSS2485	C	MORROW JOSHUA	04/18/2021	10/01/2021	266893	1,750.00
AT7	12110002	042	UT	CB	01/01/2020	306T3656	WC	FQV6925	C	CROUSE AMBER	10/13/2020	10/04/2021	267765	1,299.25
AT7	13900	042	UT	CB	01/01/2021	306T3656	WC	FSJ3306	C	BERRYHILL LORRAIN	03/02/2021	10/05/2021	269181	487.46
AT7	13900	042	UT	CB	01/01/2021	306T3656	WC	FSJ3306	C	BERRYHILL LORRAIN	03/02/2021	10/05/2021	269182	868.16
AT7	11030003	042	UT	CB	01/01/2021	306T3656	WC	FSJ9109	C	HARRIS ANDREW D	03/30/2021	10/06/2021	269833	53.86
AT7	17080	042	UT	CB	01/01/2021	306T3656	WC	FTA3715	C	PARRISH GREG	06/03/2021	10/08/2021	271657	954.00
AT7	14480007011	042	UT	CB	01/01/2021	306T3656	WC	FTK7049	C	SYKES JEAN J	08/18/2021	10/13/2021	274228	880.00
AT7	11620	042	UT	CB	01/01/2019	306T3656	WC	FNE5850	C	HAMMACK RANDY	11/30/2019	10/15/2021	275826	1,222.00
AT7	12110002	042	UT	CB	01/01/2020	306T3656	WC	FQV6925	C	CROUSE AMBER	10/13/2020	10/15/2021	276097	703.08
AT7	11030003	042	UT	CB	01/01/2021	306T3656	WC	FSJ9109	M	HARRIS ANDREW D	03/30/2021	10/20/2021	278793	86.24
AT7	13900	042	UT	CB	01/01/2021	306T3656	WC	FSJ3306	C	BERRYHILL LORRAIN	03/02/2021	10/21/2021	279485	788.88
AT7	14480007011	042	UT	CB	01/01/2021	306T3656	WC	FTK7049	C	SYKES JEAN J	08/18/2021	10/27/2021	283304	880.00
AT7	11620	042	UT	CB	01/01/2019	306T3656	WC	FNE5850	C	HAMMACK RANDY	11/30/2019	10/29/2021	284803	1,307.52
AT7	14190012	042	UT	CB	01/01/2021	306T3656	WC	FRU6257	M	MILLER DARIN	01/12/2021	10/05/2021	2286811	132.53
AT7	14190017	042	UT	CB	01/01/2021	306T3656	WC	FTA8041	M	LIDDELL LISA	07/02/2021	10/05/2021	2286946	107.08
AT7	14190017	042	UT	CB	01/01/2021	306T3656	WC	FTA8041	M	LIDDELL LISA	07/02/2021	10/05/2021	2286947	118.15
AT7	12360003	095	UT	CM	01/01/2021	306T3656	WC	FTK1993	M	LOPEZ CINDY	07/26/2021	10/05/2021	2287000	106.13
AT7	12570	042	UT	CB	01/01/2021	306T3656	WC	FTK4709	M	ABBOTT KARL M	08/07/2021	10/05/2021	2287017	1,324.05
AT7	16080001001	042	UT	CB	01/01/2021	306T3656	WC	FTQ1800	M	LIVINGSTON TYLER	09/12/2021	10/05/2021	2287111	354.84
AT7	12810	042	UT	CB	01/01/2008	306T3656	WC	A5V0391	C	SKINNER CHARLES B	11/03/2008	10/06/2021	2287187	928.46
AT7	17310	042	UT	CB	01/01/2005	306T4813	WC	EZD4860	C	SHROPE LOUIS	02/17/2005	10/06/2021	2287345	753.93
AT7	14190017	042	UT	CB	01/01/2021	306T3656	WC	FTA8041	M	LIDDELL LISA	07/02/2021	10/06/2021	2287605	88.20
AT7	13180	042	UT	CB	01/01/2004	306T4813	WC	A4J2112	M	BELL GERALD	08/20/2004	10/07/2021	2287740	202.65
AT7	00503	042	UT	CB	01/01/1987	306T4813	WC	A4J7031	M	ARCHIBEQUE ALICE	08/13/1987	10/07/2021	2287741	19.54
AT7	11110	042	UT	CB	01/01/1989	306T4813	WC	A4J7066	M	JENSEN MICHAEL	04/25/1989	10/07/2021	2287742	2,022.30
AT7	14500002	042	UT	CB	01/01/2012	306T3656	WC	EVF6273	M	MOLLING MARC H	12/20/2012	10/07/2021	2287907	48.01
AT7	10480008	042	UT	CB	01/01/2013	306T3656	WC	EXW9444	M	BEAN JOANNE	10/17/2013	10/07/2021	2287912	52.61
AT7	14480022042	042	UT	CB	01/01/2014	306T3656	WC	EZD6207	M	SHERWOOD GREG	01/30/2014	10/07/2021	2287916	32.52
AT7	13980005	042	UT	CB	01/01/2020	306T3656	WC	FPD4628	M	NICHOLLS RYAN	02/21/2020	10/07/2021	2288065	33.18
AT7	13900	042	UT	CB	01/01/2021	306T3656	WC	FSJ3306	M	BERRYHILL LORRAIN	03/02/2021	10/07/2021	2288178	15.17
AT7	16110000	042	UT	CB	01/01/2021	306T3656	WC	FSS1993	M	DAY DALLAS W	04/13/2021	10/07/2021	2288191	9.52
AT7	14500004	042	UT	CB	01/01/2021	306T3656	WC	FTA4277	M	OVARD LES V	06/08/2021	10/07/2021	2288212	58.76
AT7	14680011	095	UT	CM	01/01/2021	306T3656	WC	FTA5494	M	FAULKNER JOSH	06/18/2021	10/07/2021	2288213	112.86

**CSS Worker's Compensation Disbursements
Oct 2021 - By Check Number**

Client Code	Organization Code	Adjusting Office	State	Claim Designator	Policy Effective Date	Policy Number	Line	Claim Number	Payment Type	Claimant Name	Loss Date	Charge Date	Check Number	Check Amount
AT7	12650	095	UT	CM	01/01/2021	306T3656	WC	FTQ1423	M	CHRIS MCHRISTENSE	09/10/2021	10/07/2021	2288248	23.67
AT7	16410	042	UT	CB	01/01/2020	306T3656	WC	FQM3702	M	MCDONALD CHAD	08/07/2020	10/11/2021	2288583	77.14
AT7	16410	042	UT	CB	01/01/2020	306T3656	WC	FQM3702	M	MCDONALD CHAD	08/07/2020	10/11/2021	2288584	77.14
AT7	16410	042	UT	CB	01/01/2020	306T3656	WC	FQM3702	M	MCDONALD CHAD	08/07/2020	10/11/2021	2288585	77.14
AT7	16410	042	UT	CB	01/01/2020	306T3656	WC	FQM3702	M	MCDONALD CHAD	08/07/2020	10/12/2021	2289122	77.14
AT7	16410	042	UT	CB	01/01/2020	306T3656	WC	FQM3702	M	MCDONALD CHAD	08/07/2020	10/12/2021	2289123	38.11
AT7	14190012	042	UT	CB	01/01/2021	306T3656	WC	FRU6257	M	MILLER DARIN	01/12/2021	10/12/2021	2289192	139.95
AT7	13900	042	UT	CB	01/01/2021	306T3656	WC	FSJ3306	M	BERRYHILL LORRAIN	03/02/2021	10/12/2021	2289232	806.70
AT7	10310008	095	UT	CM	01/01/2021	306T3656	WC	FTQ4206	M	ZOLMAN LARRY W	09/22/2021	10/12/2021	2289519	189.87
AT7	10310008	095	UT	CM	01/01/2021	306T3656	WC	FTQ4206	M	ZOLMAN LARRY W	09/22/2021	10/12/2021	2289520	56.00
AT7	15750	042	UT	CB	01/01/2007	306T3656	WC	CAU6403	M	NEWSOME PAUL	08/06/2007	10/14/2021	2289810	140.87
AT7	15610016	042	UT	CB	01/01/2010	306T3656	WC	EKT6413	M	MONEY STEVEN	08/11/2010	10/14/2021	2289912	74.50
AT7	17750	042	UT	CB	01/01/2021	306T3656	WC	FSS3108	M	STEPHENSON MARK	03/16/2021	10/14/2021	2290287	135.38
AT7	12230002007	042	UT	CB	01/01/2021	306T3656	WC	FTA0416	M	TESEN EDWARD	05/24/2021	10/14/2021	2290325	10.62
AT7	14480007011	042	UT	CB	01/01/2021	306T3656	WC	FTK7049	M	SYKES JEAN J	08/18/2021	10/14/2021	2290362	19.44
AT7	16110211	042	UT	CB	01/01/2021	306T3656	WC	FTK0277	M	GRACIA LIONEL R	07/16/2021	10/19/2021	2291029	761.88
AT7	16110211	042	UT	CB	01/01/2021	306T3656	WC	FTK0277	M	GRACIA LIONEL R	07/16/2021	10/19/2021	2291030	1,015.84
AT7	14480007011	042	UT	CB	01/01/2021	306T3656	WC	FTK7049	M	SYKES JEAN J	08/18/2021	10/19/2021	2291047	128.50
AT7	14480007011	042	UT	CB	01/01/2021	306T3656	WC	FTK7049	M	SYKES JEAN J	08/18/2021	10/19/2021	2291048	127.72
AT7	14480007011	042	UT	CB	01/01/2021	306T3656	WC	FTK7049	M	SYKES JEAN J	08/18/2021	10/19/2021	2291049	607.64
AT7	14480007011	042	UT	CB	01/01/2021	306T3656	WC	FTK7049	M	SYKES JEAN J	08/18/2021	10/19/2021	2291050	270.11
AT7	14480007011	042	UT	CB	01/01/2021	306T3656	WC	FTK7049	M	SYKES JEAN J	08/18/2021	10/19/2021	2291051	31.93
AT7	10310008	095	UT	CM	01/01/2021	306T3656	WC	FTQ4206	M	ZOLMAN LARRY W	09/22/2021	10/19/2021	2291131	238.50
AT7	10310008	095	UT	CM	01/01/2021	306T3656	WC	FTQ4206	M	ZOLMAN LARRY W	09/22/2021	10/19/2021	2291132	202.00
AT7	10310008	095	UT	CM	01/01/2021	306T3656	WC	FTQ4206	M	ZOLMAN LARRY W	09/22/2021	10/19/2021	2291133	99.50
AT7	13660	042	UT	CB	01/01/2007	306T3656	WC	CAU3007	C	PENOVICH MICHAEL	07/05/2007	10/20/2021	2291256	2,260.00
AT7	12810	042	UT	CB	01/01/2008	306T3656	WC	A5V0391	C	SKINNER CHARLES B	11/03/2008	10/21/2021	2291619	928.46
AT7	10810	042	UT	CB	01/01/2004	306T4813	WC	A4J2029	M	HANSGEN BRYAN	10/12/2004	10/21/2021	2291697	178.97
AT7	13270	042	UT	CB	01/01/1998	306T4813	WC	A4J7016	M	BIRD TRACY	07/25/1998	10/21/2021	2291698	241.75
AT7	13230	042	UT	CB	01/01/1993	306T4813	WC	A4J7027	M	SERASSIO DARLA	10/15/1993	10/21/2021	2291699	93.52
AT7	14580	042	UT	CB	01/01/1990	306T4813	WC	A4J7033	M	OAKS EDWIN	08/08/1990	10/21/2021	2291700	758.78
AT7	15750	042	UT	CB	01/01/2007	306T3656	WC	CAU6403	M	NEWSOME PAUL	08/06/2007	10/21/2021	2291767	341.04
AT7	13660003	042	UT	CB	01/01/2015	306T3656	WC	E3W2365	M	CHUCHRAN JARED A	05/30/2015	10/21/2021	2291915	206.28
AT7	16410	042	UT	CB	01/01/2020	306T3656	WC	FQM3702	M	MCDONALD CHAD	08/07/2020	10/21/2021	2292038	77.14
AT7	16110211	042	UT	CB	01/01/2021	306T3656	WC	FTK0277	M	GRACIA LIONEL R	07/16/2021	10/21/2021	2292116	18.10
AT7	17370	095	UT	CM	01/01/2021	306T3656	WC	FTK4885	M	BRENT MPICKERING	08/08/2021	10/21/2021	2292119	91.07

**CSS Worker's Compensation Disbursements
Oct 2021 - By Check Number**

Client Code	Organization Code	Adjusting Office	State	Claim Designator	Policy Effective Date	Policy Number	Line	Claim Number	Payment Type	Claimant Name	Loss Date	Charge Date	Check Number	Check Amount
AT7	15750	042	UT	CB	01/01/2007	306T3656	WC	CAU6403	E	NEWSOME PAUL	08/06/2007	10/26/2021	2292367	1,350.00
AT7	11200004	042	UT	CB	01/01/2021	306T3656	WC	FTA0846	M	EVANS MATTHEW	06/01/2021	10/26/2021	2292697	1,730.23
AT7	14190017	042	UT	CB	01/01/2021	306T3656	WC	FTA8041	M	LIDDELL LISA	07/02/2021	10/26/2021	2292714	104.20
AT7	16080003001	042	UT	CB	01/01/2021	306T3656	WC	FTQ0606	M	JENSEN JEREMIAH	09/06/2021	10/26/2021	2292832	399.48
AT7	10310008	095	UT	CM	01/01/2021	306T3656	WC	FTQ4206	M	ZOLMAN LARRY W	09/22/2021	10/26/2021	2292846	295.00
AT7	13230004	042	UT	CB	01/01/2009	306T3656	WC	A4J5660	C	CRUMP DANNY R	07/21/2009	10/27/2021	2292930	1,209.80
AT7	14480007011	042	UT	CB	01/01/2021	306T3656	WC	FTK7049	M	SYKES JEAN J	08/18/2021	10/27/2021	2293320	303.82
AT7	13180	042	UT	CB	01/01/2004	306T4813	WC	A4J2112	M	BELL GERALD	08/20/2004	10/28/2021	2293515	29.72
AT7	11490	042	UT	CB	01/01/1993	306T4813	WC	A4J6454	M	SHELTON JACQUE A	08/08/1993	10/28/2021	2293516	10.39
AT7	13270	042	UT	CB	01/01/1998	306T4813	WC	A4J7016	M	BIRD TRACY	07/25/1998	10/28/2021	2293517	116.69
AT7	14760	042	UT	CB	01/01/1995	306T4813	WC	A4J7034	M	ERICSON EDWIN	08/22/1995	10/28/2021	2293518	85.46
AT7	14480022040	042	UT	CB	01/01/2012	306T3656	WC	EVF6215	M	RANDALL JASON L	12/18/2012	10/28/2021	2293692	20.80
AT7	13980007	042	UT	CB	01/01/2021	306T3656	WC	FSS5718	M	COATES JENNY	05/03/2021	10/28/2021	2293888	94.82
AT7	15320023	042	UT	CB	01/01/2021	306T3656	WC	FSS8030	M	JOHNSON KAREN	05/14/2021	10/28/2021	2293891	70.88
AT7	17950	095	UT	CM	01/01/2021	306T3656	WC	FTK4591	M	WILSON JACKIE	07/26/2021	10/28/2021	2293925	29.95
AT7	12570	042	UT	CB	01/01/2021	306T3656	WC	FTK4709	M	ABBOTT KARL M	08/07/2021	10/28/2021	2293926	17.38
AT7	16080001001	042	UT	CB	01/01/2021	306T3656	WC	FTQ1800	E	LIVINGSTON TYLER	09/12/2021	10/06/2021	22000001	14.04
AT7	11640002	095	UT	CM	01/01/2021	306T3656	WC	FTA1405	E	ROGELIO CARBAJAL	05/27/2021	10/07/2021	22000001	9.00
AT7	16080002003	095	UT	CM	01/01/2021	306T3656	WC	FTK9133	E	REXLEY FLORENDO	08/29/2021	10/07/2021	22000001	9.00
AT7	13660003	095	UT	CM	01/01/2021	306T3656	WC	FTK9593	E	KAYLIE LAMBSON	08/25/2021	10/07/2021	22000001	9.00
AT7	13060002	095	UT	CM	01/01/2021	306T3656	WC	FTQ0221	E	GARRETT SAFLEY	09/01/2021	10/07/2021	22000001	9.00
AT7	16080003001	042	UT	CB	01/01/2021	306T3656	WC	FTQ0606	E	JENSEN JEREMIAH	09/06/2021	10/07/2021	22000001	9.00
AT7	14140001	095	UT	CM	01/01/2021	306T3656	WC	FTQ1680	E	GRANT HOLMAN	09/03/2021	10/07/2021	22000001	24.72
AT7	14190014	042	UT	CB	01/01/2021	306T3656	WC	FTQ1899	E	ROXANNA MOOI	08/31/2021	10/07/2021	22000001	9.90
AT7	12210001	095	UT	CM	01/01/2021	306T3656	WC	FTQ1922	E	BAYLEN NISSE	08/03/2021	10/07/2021	22000001	30.74
AT7	16080001001	095	UT	CM	01/01/2021	306T3656	WC	FTQ2252	E	MIKE ALBEE	09/05/2021	10/07/2021	22000001	9.00
AT7	13840005	095	UT	CM	01/01/2021	306T3656	WC	FTQ2488	E	ERIC TGARDNER	09/15/2021	10/07/2021	22000001	9.00
AT7	10480011	095	UT	CM	01/01/2021	306T3656	WC	FTQ3154	E	KELSY ADDLEY	09/18/2021	10/07/2021	22000001	10.32
AT7	14710	095	UT	CM	01/01/2021	306T3656	WC	FTQ3418	E	SCOTT RICKETTS	09/10/2021	10/07/2021	22000001	10.09
AT7	10310008	095	UT	CM	01/01/2021	306T3656	WC	FTQ4206	E	LARRY WZOLMAN	09/22/2021	10/07/2021	22000001	9.69
AT7	13660002004	095	UT	CM	01/01/2021	306T3656	WC	FTQ4241	E	MARTIN MORRIS	09/13/2021	10/07/2021	22000001	9.92
AT7	12060	095	UT	CM	01/01/2021	306T3656	WC	FTQ4817	E	LARRY BCHILD	08/25/2021	10/07/2021	22000001	9.00
AT7	12650	095	UT	CM	01/01/2021	306T3656	WC	FTQ1423	E	CHRISTENSEN CHRIS	09/10/2021	10/13/2021	22000001	9.27
AT7	11520	095	UT	CM	01/01/2021	306T3656	WC	FTA2860	E	GREG TUCKER	06/04/2021	10/14/2021	22000001	10.60
AT7	13160002	095	UT	CM	01/01/2021	306T3656	WC	FTK2852	E	ARRON AINGE	07/29/2021	10/14/2021	22000001	65.18
AT7	12230001005	095	UT	CM	01/01/2021	306T3656	WC	FTK8206	E	IAN BURNINGHAM	08/12/2021	10/14/2021	22000001	16.41

**CSS Worker's Compensation Disbursements
Oct 2021 - By Check Number**

Client Code	Organization Code	Adjusting Office	State	Claim Designator	Policy Effective Date	Policy Number	Line	Claim Number	Payment Type	Claimant Name	Loss Date	Charge Date	Check Number	Check Amount
AT7	11490022006	042	UT	CB	01/01/2021	306T3656	WC	FTK8302	E	JOHN MARSHALL	08/18/2021	10/14/2021	22000001	13.42
AT7	16080001003	042	UT	CB	01/01/2021	306T3656	WC	FTQ0653	E	DOUGLAS HANNAY	08/12/2021	10/14/2021	22000001	9.00
AT7	15750003	095	UT	CM	01/01/2021	306T3656	WC	FTQ0978	E	JED BPEACOCK	09/07/2021	10/14/2021	22000001	9.00
AT7	14140006	095	UT	CM	01/01/2021	306T3656	WC	FTQ1697	E	AMANDA MARRIOTT	09/09/2021	10/14/2021	22000001	25.86
AT7	15610015003	095	UT	CM	01/01/2021	306T3656	WC	FTQ2307	E	JARED TWARNER	09/14/2021	10/14/2021	22000001	9.00
AT7	16200	095	UT	CM	01/01/2021	306T3656	WC	FTQ2504	E	STEVE LANG	09/15/2021	10/14/2021	22000001	9.00
AT7	10750007	095	UT	CM	01/01/2021	306T3656	WC	FTQ3278	E	ARMANDO GUZMAN	09/16/2021	10/14/2021	22000001	9.00
AT7	13410	095	UT	CM	01/01/2021	306T3656	WC	FTQ3429	E	NEAL STODDARD	09/17/2021	10/14/2021	22000001	9.48
AT7	14480011019	095	UT	CM	01/01/2021	306T3656	WC	FTQ3453	E	HILDA GARCIA	09/18/2021	10/14/2021	22000001	9.00
AT7	14500002	095	UT	CM	01/01/2021	306T3656	WC	FTQ3642	E	JASON LFERRY	09/21/2021	10/14/2021	22000001	9.00
AT7	17530	042	UT	CB	01/01/2021	306T3656	WC	FTQ3731	E	JASON RBEARDEN	09/19/2021	10/14/2021	22000001	33.21
AT7	15320005	042	UT	CB	01/01/2021	306T3656	WC	FTQ4263	E	BRAD BZILLES	09/23/2021	10/14/2021	22000001	9.00
AT7	10750004	095	UT	CM	01/01/2021	306T3656	WC	FTQ4630	E	AARON MCKINLEY	09/22/2021	10/14/2021	22000001	9.00
AT7	10750004	095	UT	CM	01/01/2021	306T3656	WC	FTQ4632	E	JUSTIN GLOMMEN	09/22/2021	10/14/2021	22000001	9.00
AT7	12590001	095	UT	CM	01/01/2021	306T3656	WC	FTQ6390	E	TREVON GREENWOOD	10/01/2021	10/14/2021	22000001	9.92
AT7	14660002	095	UT	CM	01/01/2021	306T3656	WC	FTA5280	E	MELISSA THORNLEY	06/18/2021	10/21/2021	22000001	16.08
AT7	14050007	095	UT	CM	01/01/2021	306T3656	WC	FTK2147	E	OWEN MRUELLE	07/25/2021	10/21/2021	22000001	16.62
AT7	15610015001	095	UT	CM	01/01/2021	306T3656	WC	FTK9179	E	JULI EPULLMAN	08/28/2021	10/21/2021	22000001	13.75
AT7	13890	042	UT	CB	01/01/2021	306T3656	WC	FTQ3580	E	FREDDY LLOERTSCHE	09/04/2021	10/21/2021	22000001	9.00
AT7	11030GLX	095	UT	CM	01/01/2021	306T3656	WC	FTQ3800	E	TARA FREEMAN	09/21/2021	10/21/2021	22000001	9.00
AT7	16690009	095	UT	CM	01/01/2021	306T3656	WC	FTQ4048	E	AMANDA SUMSION	09/20/2021	10/21/2021	22000001	9.00
AT7	13020007	095	UT	CM	01/01/2021	306T3656	WC	FTQ4112	E	KASHEA LESTRADA	09/22/2021	10/21/2021	22000001	9.00
AT7	14480007011	095	UT	CM	01/01/2021	306T3656	WC	FTQ4626	E	TAMARA LAWRENCE	09/22/2021	10/21/2021	22000001	9.00
AT7	10610001	042	UT	CB	01/01/2021	306T3656	WC	FTQ4862	E	JENNIFER HANSEN	08/10/2021	10/21/2021	22000001	24.99
AT7	10550	095	UT	CM	01/01/2021	306T3656	WC	FTQ5287	E	GARTH NLABRUM	09/29/2021	10/21/2021	22000001	22.78
AT7	14480022030	095	UT	CM	01/01/2021	306T3656	WC	FTQ6355	E	JOBANY GARCIA	10/04/2021	10/21/2021	22000001	9.00
AT7	17370	095	UT	CM	01/01/2021	306T3656	WC	FTK4885	E	BRENT MPICKERING	08/08/2021	10/27/2021	22000001	9.50
AT7	14640020	095	UT	CM	01/01/2021	306T3656	WC	FSJ9526	E	BRIAN GARDNER	04/02/2021	10/28/2021	22000001	9.00
AT7	11620	095	UT	CM	01/01/2021	306T3656	WC	FSS3374	E	JEFFREY EDMINSTER	04/21/2021	10/28/2021	22000001	31.34
AT7	14390002	095	UT	CM	01/01/2021	306T3656	WC	FTK0708	E	ISAAC WESTON	07/15/2021	10/28/2021	22000001	16.55
AT7	13200008	042	UT	CB	01/01/2021	306T3656	WC	FTK7253	E	PAUL FLAIG	08/19/2021	10/28/2021	22000001	60.03
AT7	14250	042	UT	CB	01/01/2021	306T3656	WC	FTK9491	E	KENDALL PARK	08/27/2021	10/28/2021	22000001	9.00
AT7	16080001003	095	UT	CM	01/01/2021	306T3656	WC	FTQ3243	E	KALUB LEWIS	07/01/2021	10/28/2021	22000001	38.30
AT7	11560003	095	UT	CM	01/01/2021	306T3656	WC	FTQ3834	E	CORY COOPER	09/22/2021	10/28/2021	22000001	9.00
AT7	12460001	095	UT	CM	01/01/2021	306T3656	WC	FTQ4589	E	ROBBIN FORSYTH	09/22/2021	10/28/2021	22000001	9.00
AT7	11690012	095	UT	CM	01/01/2021	306T3656	WC	FTQ5470	E	KOLBY BRKLACICH	09/30/2021	10/28/2021	22000001	9.00

**CSS Worker's Compensation Disbursements
Oct 2021 - By Check Number**

Client Code	Organization Code	Adjusting Office	State	Claim Designator	Policy Effective Date	Policy Number	Line	Claim Number	Payment Type	Claimant Name	Loss Date	Charge Date	Check Number	Check Amount
AT7	12670	095	UT	CM	01/01/2021	306T3656	WC	FTQ6042	E	DALTON ROTH	10/04/2021	10/28/2021	22000001	9.48
AT7	14480022030	095	UT	CM	01/01/2021	306T3656	WC	FTQ7597	E	CECILIA ZAMBRANO	09/20/2021	10/28/2021	22000001	9.00
AT7	11640002	095	UT	CM	01/01/2021	306T3656	WC	FTA1405	E	ROGELIO CARBAJAL	05/27/2021	10/07/2021	22000002	9.00
AT7	15320001	095	UT	CM	01/01/2021	306T3656	WC	FTA5160	E	LUCAS BRANDON A	06/21/2021	10/07/2021	22000002	9.00
AT7	16080003004	095	UT	CM	01/01/2021	306T3656	WC	FTA8630	E	ROSS TODD	06/14/2021	10/07/2021	22000002	9.00
AT7	13880	095	UT	CM	01/01/2021	306T3656	WC	FTK2761	E	SODERQUIST BLAKE	07/28/2021	10/07/2021	22000002	21.58
AT7	10610007	095	UT	CM	01/01/2021	306T3656	WC	FTK3256	E	CARLSON MICHAEL	07/28/2021	10/07/2021	22000002	9.00
AT7	14480007012	095	UT	CM	01/01/2021	306T3656	WC	FTK5500	E	BRAMBLE MILDRED	08/11/2021	10/07/2021	22000002	16.43
AT7	11690007	095	UT	CM	01/01/2021	306T3656	WC	FTK9936	E	ZIMMERMAN JOSEPH	09/01/2021	10/07/2021	22000002	9.00
AT7	14190014	042	UT	CB	01/01/2021	306T3656	WC	FTQ1899	E	ROXANNA MOOI	08/31/2021	10/07/2021	22000002	12.44
AT7	16080001002	042	UT	CB	01/01/2021	306T3656	WC	FTQ2341	E	WALKER GEOFFREY	08/24/2021	10/07/2021	22000002	10.22
AT7	13840005	095	UT	CM	01/01/2021	306T3656	WC	FTQ2488	E	ERIC TGARDNER	09/15/2021	10/07/2021	22000002	9.00
AT7	14710	095	UT	CM	01/01/2021	306T3656	WC	FTQ3418	E	SCOTT RICKETTS	09/10/2021	10/07/2021	22000002	13.33
AT7	10310008	095	UT	CM	01/01/2021	306T3656	WC	FTQ4206	E	ZOLMAN LARRY W	09/22/2021	10/13/2021	22000002	9.00
AT7	16110211	042	UT	CB	01/01/2021	306T3656	WC	FSS1197	E	PAINTER CODY B	03/24/2021	10/14/2021	22000002	9.00
AT7	13750001	042	UT	CB	01/01/2021	306T3656	WC	FTA4299	E	KLEVEN ERIC	06/11/2021	10/14/2021	22000002	9.00
AT7	12230001005	095	UT	CM	01/01/2021	306T3656	WC	FTK8206	E	IAN BURNINGHAM	08/12/2021	10/14/2021	22000002	13.78
AT7	11490022006	042	UT	CB	01/01/2021	306T3656	WC	FTK8302	E	JOHN MARSHALL	08/18/2021	10/14/2021	22000002	12.19
AT7	17310002	095	UT	CM	01/01/2021	306T3656	WC	FTK8563	E	MAUMAU DAVID	08/24/2021	10/14/2021	22000002	16.08
AT7	16080001003	042	UT	CB	01/01/2021	306T3656	WC	FTQ0653	E	DOUGLAS HANNAY	08/12/2021	10/14/2021	22000002	9.00
AT7	15750003	095	UT	CM	01/01/2021	306T3656	WC	FTQ0978	E	JED BPEACOCK	09/07/2021	10/14/2021	22000002	9.00
AT7	11660007	095	UT	CM	01/01/2021	306T3656	WC	FTQ0985	E	SHAW CHRISTOPH	09/01/2021	10/14/2021	22000002	9.00
AT7	12650	095	UT	CM	01/01/2021	306T3656	WC	FTQ1423	E	CHRISTENSEN CHRIS	09/10/2021	10/14/2021	22000002	9.00
AT7	14140001	095	UT	CM	01/01/2021	306T3656	WC	FTQ1680	E	HOLMAN GRANT	09/03/2021	10/14/2021	22000002	9.00
AT7	16080001001	042	UT	CB	01/01/2021	306T3656	WC	FTQ1800	E	LIVINGSTON TYLER	09/12/2021	10/14/2021	22000002	9.00
AT7	16200	095	UT	CM	01/01/2021	306T3656	WC	FTQ2504	E	STEVE LANG	09/15/2021	10/14/2021	22000002	9.00
AT7	10480011	095	UT	CM	01/01/2021	306T3656	WC	FTQ3154	E	ADDLEY KELSY	09/18/2021	10/14/2021	22000002	16.97
AT7	13410	095	UT	CM	01/01/2021	306T3656	WC	FTQ3429	E	NEAL STODDARD	09/17/2021	10/14/2021	22000002	9.87
AT7	12960001	042	UT	CB	01/01/2021	306T3656	WC	FTK8865	E	GODFREY JEREMY	08/26/2021	10/21/2021	22000002	12.47
AT7	16080003001	042	UT	CB	01/01/2021	306T3656	WC	FTQ0606	E	JENSEN JEREMIAH	09/06/2021	10/21/2021	22000002	10.22
AT7	16080001001	095	UT	CM	01/01/2021	306T3656	WC	FTQ2252	E	ALBEE MIKE	09/05/2021	10/21/2021	22000002	9.00
AT7	15610015003	095	UT	CM	01/01/2021	306T3656	WC	FTQ2307	E	JARED TWARNER	09/14/2021	10/21/2021	22000002	9.00
AT7	10750007	095	UT	CM	01/01/2021	306T3656	WC	FTQ3278	E	ARMANDO GUZMAN	09/16/2021	10/21/2021	22000002	9.00
AT7	14480011019	095	UT	CM	01/01/2021	306T3656	WC	FTQ3453	E	HILDA GARCIA	09/18/2021	10/21/2021	22000002	9.00
AT7	13890	042	UT	CB	01/01/2021	306T3656	WC	FTQ3580	E	FREDDY LLOERTSCHE	09/04/2021	10/21/2021	22000002	9.00
AT7	14500002	095	UT	CM	01/01/2021	306T3656	WC	FTQ3642	E	JASON LFERRY	09/21/2021	10/21/2021	22000002	9.00

**CSS Worker's Compensation Disbursements
Oct 2021 - By Check Number**

Client Code	Organization Code	Adjusting Office	State	Claim Designator	Policy Effective Date	Policy Number	Line	Claim Number	Payment Type	Claimant Name	Loss Date	Charge Date	Check Number	Check Amount
AT7	15320005	042	UT	CB	01/01/2021	306T3656	WC	FTQ4263	E	BRAD BZILLES	09/23/2021	10/21/2021	22000002	9.00
AT7	10610001	042	UT	CB	01/01/2021	306T3656	WC	FTQ4862	E	JENNIFER HANSEN	08/10/2021	10/21/2021	22000002	12.31
AT7	12590001	095	UT	CM	01/01/2021	306T3656	WC	FTQ6390	E	TREVON GREENWOOD	10/01/2021	10/21/2021	22000002	9.64
AT7	14640020	095	UT	CM	01/01/2021	306T3656	WC	FSJ9526	E	BRIAN GARDNER	04/02/2021	10/28/2021	22000002	9.00
AT7	14050001003	042	UT	CB	01/01/2021	306T3656	WC	FSS1519	E	DELANO CASEY	04/12/2021	10/28/2021	22000002	9.00
AT7	14140006	095	UT	CM	01/01/2021	306T3656	WC	FTQ1697	E	AMANDA MARRIOTT	09/09/2021	10/28/2021	22000002	9.00
AT7	17530	042	UT	CB	01/01/2021	306T3656	WC	FTQ3731	E	JASON RBEARDEN	09/19/2021	10/28/2021	22000002	9.00
AT7	11560003	095	UT	CM	01/01/2021	306T3656	WC	FTQ3834	E	CORY COOPER	09/22/2021	10/28/2021	22000002	9.00
AT7	12460001	095	UT	CM	01/01/2021	306T3656	WC	FTQ4589	E	ROBBIN FORSYTH	09/22/2021	10/28/2021	22000002	9.00
AT7	12670	095	UT	CM	01/01/2021	306T3656	WC	FTQ6042	E	DALTON ROTH	10/04/2021	10/28/2021	22000002	9.84
AT7	14190014	042	UT	CB	01/01/2020	306T3656	WC	FPZ6313	E	MOOI ROXANNA W	06/17/2020	10/07/2021	22000003	12.01
AT7	12230004019	095	UT	CM	01/01/2021	306T3656	WC	FSS0334	E	COPPIN DAVIS	04/04/2021	10/07/2021	22000003	20.88
AT7	16080003004	095	UT	CM	01/01/2021	306T3656	WC	FTA8630	E	ROSS TODD	06/14/2021	10/07/2021	22000003	23.99
AT7	12960008	042	UT	CB	01/01/2021	306T3656	WC	FTK4420	E	OLESON PAUL	08/01/2021	10/07/2021	22000003	16.73
AT7	16080001001	042	UT	CB	01/01/2021	306T3656	WC	FTK5315	E	JOHNSON TODD	08/09/2021	10/07/2021	22000003	10.22
AT7	16690015	095	UT	CM	01/01/2021	306T3656	WC	FTK6388	E	EYRE JANALEE	07/07/2021	10/07/2021	22000003	9.00
AT7	11690007	095	UT	CM	01/01/2021	306T3656	WC	FTK8030	E	TIMOTHY KAITLYN	08/24/2021	10/07/2021	22000003	9.00
AT7	16080001004	095	UT	CM	01/01/2021	306T3656	WC	FTQ0619	E	BRANDT ADAM	08/26/2021	10/07/2021	22000003	13.53
AT7	13840005	095	UT	CM	01/01/2021	306T3656	WC	FTQ2488	E	ERIC TGARDNER	09/15/2021	10/07/2021	22000003	9.00
AT7	14710	095	UT	CM	01/01/2021	306T3656	WC	FTQ3418	E	SCOTT RICKETTS	09/10/2021	10/07/2021	22000003	9.48
AT7	10310008	095	UT	CM	01/01/2021	306T3656	WC	FTQ4206	E	ZOLMAN LARRY W	09/22/2021	10/13/2021	22000003	9.00
AT7	15750004	095	UT	CM	01/01/2021	306T3656	WC	FTA5183	E	FORBES CODY J	06/18/2021	10/14/2021	22000003	26.86
AT7	10610007	095	UT	CM	01/01/2021	306T3656	WC	FTK3256	E	CARLSON MICHAEL	07/28/2021	10/14/2021	22000003	9.00
AT7	16080001001	042	UT	CB	01/01/2021	306T3656	WC	FTQ1800	E	LIVINGSTON TYLER	09/12/2021	10/14/2021	22000003	10.22
AT7	16080001002	042	UT	CB	01/01/2021	306T3656	WC	FTQ2341	E	WALKER GEOFFREY	08/24/2021	10/14/2021	22000003	10.22
AT7	13410	095	UT	CM	01/01/2021	306T3656	WC	FTQ3429	E	NEAL STODDARD	09/17/2021	10/14/2021	22000003	9.87
AT7	11490019	095	UT	CM	01/01/2019	306T3656	WC	FMX8235	E	JOHNSON LOREN	10/28/2019	10/20/2021	22000003	9.00
AT7	16080003002	042	UT	CB	01/01/2021	306T3656	WC	FTK6222	E	ELLIS CHET	07/07/2021	10/21/2021	22000003	23.45
AT7	16080003001	042	UT	CB	01/01/2021	306T3656	WC	FTQ0606	E	JENSEN JEREMIAH	09/06/2021	10/21/2021	22000003	9.00
AT7	16080001003	042	UT	CB	01/01/2021	306T3656	WC	FTQ0653	E	DOUGLAS HANNAY	08/12/2021	10/21/2021	22000003	11.99
AT7	12650	095	UT	CM	01/01/2021	306T3656	WC	FTQ1423	E	CHRISTENSEN CHRIS	09/10/2021	10/21/2021	22000003	13.78
AT7	15610015003	095	UT	CM	01/01/2021	306T3656	WC	FTQ2307	E	JARED TWARNER	09/14/2021	10/21/2021	22000003	9.00
AT7	14480011019	095	UT	CM	01/01/2021	306T3656	WC	FTQ3453	E	HILDA GARCIA	09/18/2021	10/21/2021	22000003	9.00
AT7	10610001	042	UT	CB	01/01/2021	306T3656	WC	FTQ4862	E	JENNIFER HANSEN	08/10/2021	10/21/2021	22000003	10.50
AT7	14390006	095	UT	CM	01/01/2020	306T3656	WC	FRU1372	E	MCLEAN JEFF	12/29/2020	10/28/2021	22000003	13.78
AT7	14930003	095	UT	CM	01/01/2021	306T3656	WC	FSJ7477	E	TIMOTHY TRAVIS	03/20/2021	10/28/2021	22000003	65.54

**CSS Worker's Compensation Disbursements
Oct 2021 - By Check Number**

Client Code	Organization Code	Adjusting Office	State	Claim Designator	Policy Effective Date	Policy Number	Line	Claim Number	Payment Type	Claimant Name	Loss Date	Charge Date	Check Number	Check Amount
AT7	14050001003	042	UT	CB	01/01/2021	306T3656	WC	FSS1519	E	DELANO CASEY	04/12/2021	10/28/2021	22000003	9.00
AT7	11690007	095	UT	CM	01/01/2021	306T3656	WC	FTK9936	E	ZIMMERMAN JOSEPH	09/01/2021	10/28/2021	22000003	14.91
AT7	16080001001	095	UT	CM	01/01/2021	306T3656	WC	FTQ2252	E	ALBEE MIKE	09/05/2021	10/28/2021	22000003	10.22
AT7	10480011	095	UT	CM	01/01/2021	306T3656	WC	FTQ3154	E	ADDLEY KELSY	09/18/2021	10/28/2021	22000003	16.97
AT7	10750007	095	UT	CM	01/01/2021	306T3656	WC	FTQ3278	E	ARMANDO GUZMAN	09/16/2021	10/28/2021	22000003	9.00
AT7	13890	042	UT	CB	01/01/2021	306T3656	WC	FTQ3580	E	FREDDY LLOERTSCHE	09/04/2021	10/28/2021	22000003	9.00
AT7	12670	095	UT	CM	01/01/2021	306T3656	WC	FTQ6042	E	DALTON ROTH	10/04/2021	10/28/2021	22000003	10.23
AT7	12360003	095	UT	CM	01/01/2021	306T3656	WC	FTK1993	E	LOPEZ CINDY	07/26/2021	10/06/2021	22000004	9.00
AT7	12570	042	UT	CB	01/01/2021	306T3656	WC	FTK4709	E	ABBOTT KARL M	08/07/2021	10/06/2021	22000004	9.00
AT7	12230004019	095	UT	CM	01/01/2021	306T3656	WC	FSS0334	E	COPPIN DAVIS	04/04/2021	10/07/2021	22000004	23.38
AT7	11830009	095	UT	CM	01/01/2021	306T3656	WC	FTA5618	E	HINCK TYRONE	06/22/2021	10/07/2021	22000004	9.00
AT7	10750007	042	UT	CB	01/01/2021	306T3656	WC	FTA8295	E	PETERSEN CHAD	07/07/2021	10/07/2021	22000004	9.00
AT7	12960008	042	UT	CB	01/01/2021	306T3656	WC	FTK4420	E	OLESON PAUL	08/01/2021	10/07/2021	22000004	239.96
AT7	12360001	042	UT	CB	01/01/2021	306T3656	WC	FTK5938	E	GARCIA RODRIGO	08/12/2021	10/07/2021	22000004	9.00
AT7	17310007	095	UT	CM	01/01/2021	306T3656	WC	FTK5959	E	LAPALE FETUUHO J	08/12/2021	10/07/2021	22000004	9.00
AT7	14500004	042	UT	CB	01/01/2021	306T3656	WC	FTA4277	E	OVARD LES V	06/08/2021	10/13/2021	22000004	9.53
AT7	16080002001	042	UT	CB	01/01/2021	306T3656	WC	FTK0467	E	SNELSON NICOLE	05/04/2021	10/14/2021	22000004	9.00
AT7	16080002005	042	UT	CB	01/01/2021	306T3656	WC	FTK2327	E	HODGES BENJAMIN	07/28/2021	10/14/2021	22000004	9.00
AT7	16110510	042	UT	CB	01/01/2021	306T3656	WC	FTK3182	E	OXENDINE DAVID E	07/30/2021	10/14/2021	22000004	26.21
AT7	16080001001	042	UT	CB	01/01/2021	306T3656	WC	FTK5315	E	JOHNSON TODD	08/09/2021	10/14/2021	22000004	10.98
AT7	16690015	095	UT	CM	01/01/2021	306T3656	WC	FTK6388	E	EYRE JANALEE	07/07/2021	10/14/2021	22000004	9.00
AT7	11690007	095	UT	CM	01/01/2021	306T3656	WC	FTK8030	E	TIMOTHY KAITLYN	08/24/2021	10/14/2021	22000004	9.00
AT7	13410	095	UT	CM	01/01/2021	306T3656	WC	FTQ3429	E	NEAL STODDARD	09/17/2021	10/14/2021	22000004	10.22
AT7	10310008	095	UT	CM	01/01/2021	306T3656	WC	FTQ4206	E	ZOLMAN LARRY W	09/22/2021	10/14/2021	22000004	9.48
AT7	11490019	095	UT	CM	01/01/2019	306T3656	WC	FMX8235	E	JOHNSON LOREN	10/28/2019	10/21/2021	22000004	9.00
AT7	14480007010	095	UT	CM	01/01/2021	306T3656	WC	FTA9708	E	VANNOSDOL CORY	07/14/2021	10/21/2021	22000004	9.00
AT7	16080003001	042	UT	CB	01/01/2021	306T3656	WC	FTQ0606	E	JENSEN JEREMIAH	09/06/2021	10/27/2021	22000004	14.68
AT7	16080001001	042	UT	CB	01/01/2021	306T3656	WC	FTQ1800	E	LIVINGSTON TYLER	09/12/2021	10/28/2021	22000004	9.00
AT7	16080001001	095	UT	CM	01/01/2021	306T3656	WC	FTQ2252	E	ALBEE MIKE	09/05/2021	10/28/2021	22000004	23.77
AT7	14480011019	095	UT	CM	01/01/2021	306T3656	WC	FTQ3453	E	HILDA GARCIA	09/18/2021	10/28/2021	22000004	9.00
AT7	12670	095	UT	CM	01/01/2021	306T3656	WC	FTQ6042	E	DALTON ROTH	10/04/2021	10/28/2021	22000004	10.05
AT7	13980005	042	UT	CB	01/01/2021	306T3656	WC	FSS7255	E	THOMPSON THAD	04/10/2021	10/14/2021	22000005	44.78
AT7	16690001	042	UT	CB	01/01/2021	306T3656	WC	FTA3450	E	BATEMAN MARY	06/11/2021	10/14/2021	22000005	14.10
AT7	11830009	095	UT	CM	01/01/2021	306T3656	WC	FTA5618	E	HINCK TYRONE	06/22/2021	10/14/2021	22000005	9.00
AT7	12360003	095	UT	CM	01/01/2021	306T3656	WC	FTK1993	E	LOPEZ CINDY	07/26/2021	10/14/2021	22000005	27.90
AT7	15320001	042	UT	CB	01/01/2021	306T3656	WC	FTK2892	E	RICHARDSON MICHAEL	07/08/2021	10/14/2021	22000005	63.27

**CSS Worker's Compensation Disbursements
Oct 2021 - By Check Number**

Client Code	Organization Code	Adjusting Office	State	Claim Designator	Policy Effective Date	Policy Number	Line	Claim Number	Payment Type	Claimant Name	Loss Date	Charge Date	Check Number	Check Amount
AT7	12960008	042	UT	CB	01/01/2021	306T3656	WC	FTK4420	E	OLESON PAUL	08/01/2021	10/14/2021	22000005	16.73
AT7	12570	042	UT	CB	01/01/2021	306T3656	WC	FTK4709	E	ABBOTT KARL M	08/07/2021	10/14/2021	22000005	10.73
AT7	13410	095	UT	CM	01/01/2021	306T3656	WC	FTQ3429	E	NEAL STODDARD	09/17/2021	10/14/2021	22000005	10.05
AT7	10310008	095	UT	CM	01/01/2021	306T3656	WC	FTQ4206	E	ZOLMAN LARRY W	09/22/2021	10/20/2021	22000005	9.00
AT7	12230004019	095	UT	CM	01/01/2021	306T3656	WC	FSS0334	E	COPPIN DAVIS	04/04/2021	10/21/2021	22000005	11.69
AT7	16690015	095	UT	CM	01/01/2021	306T3656	WC	FTK6388	E	EYRE JANALEE	07/07/2021	10/21/2021	22000005	20.63
AT7	16110500	095	UT	CM	01/01/2021	306T3656	WC	FTK0541	E	SEEGMILLER MARY E	07/16/2021	10/28/2021	22000005	14.34
AT7	16080003001	042	UT	CB	01/01/2021	306T3656	WC	FTQ0606	E	JENSEN JEREMIAH	09/06/2021	10/28/2021	22000005	10.22
AT7	16080002005	095	UT	CM	01/01/2021	306T3656	WC	FTA4810	E	COOPER ROSS	06/07/2021	10/07/2021	22000006	10.22
AT7	14740003	095	UT	CM	01/01/2021	306T3656	WC	FSJ8220	E	PENMAN TRASE	03/22/2021	10/14/2021	22000006	9.00
AT7	12360003	095	UT	CM	01/01/2021	306T3656	WC	FTK1993	E	LOPEZ CINDY	07/26/2021	10/14/2021	22000006	27.90
AT7	12570	042	UT	CB	01/01/2021	306T3656	WC	FTK4709	E	ABBOTT KARL M	08/07/2021	10/14/2021	22000006	91.11
AT7	15610015003	042	UT	CB	01/01/2021	306T3656	WC	FTK7667	E	MORALES JORGE A	08/20/2021	10/14/2021	22000006	9.00
AT7	10310008	095	UT	CM	01/01/2021	306T3656	WC	FTQ4206	E	ZOLMAN LARRY W	09/22/2021	10/20/2021	22000006	9.00
AT7	13980005	042	UT	CB	01/01/2021	306T3656	WC	FSS7255	E	THOMPSON THAD	04/10/2021	10/21/2021	22000006	13.14
AT7	16690001	042	UT	CB	01/01/2021	306T3656	WC	FTA3450	E	BATEMAN MARY	06/11/2021	10/21/2021	22000006	39.24
AT7	11830009	095	UT	CM	01/01/2021	306T3656	WC	FTA5618	E	HINCK TYRONE	06/22/2021	10/21/2021	22000006	9.00
AT7	15320001	042	UT	CB	01/01/2021	306T3656	WC	FTK2892	E	RICHARDSON MICHAEL	07/08/2021	10/21/2021	22000006	13.78
AT7	12960008	042	UT	CB	01/01/2021	306T3656	WC	FTK4420	E	OLESON PAUL	08/01/2021	10/21/2021	22000006	15.21
AT7	16080002001	042	UT	CB	01/01/2020	306T3656	WC	FQM4001	E	SNELSON NICOLE	08/11/2020	10/28/2021	22000006	10.22
AT7	17950	095	UT	CM	01/01/2021	306T3656	WC	FTK4591	E	WILSON JACKIE	07/26/2021	10/28/2021	22000006	26.86
AT7	16110211	042	UT	CB	01/01/2021	306T3656	WC	FTK0277	E	GRACIA LIONEL R	07/16/2021	10/07/2021	22000007	2,987.09
AT7	14480007011	042	UT	CB	01/01/2021	306T3656	WC	FTK7049	E	SYKES JEAN J	08/18/2021	10/07/2021	22000007	17.22
AT7	16110000	042	UT	CB	01/01/2021	306T3656	WC	FSS1993	E	DAY DALLAS W	04/13/2021	10/13/2021	22000007	9.00
AT7	16080001003	095	UT	CM	01/01/2021	306T3656	WC	FSS7468	E	DUTHIE DACE	05/03/2021	10/14/2021	22000007	9.00
AT7	12360003	095	UT	CM	01/01/2021	306T3656	WC	FTK1993	E	LOPEZ CINDY	07/26/2021	10/14/2021	22000007	27.90
AT7	12570	042	UT	CB	01/01/2021	306T3656	WC	FTK4709	E	ABBOTT KARL M	08/07/2021	10/14/2021	22000007	(18.43)
AT7	10310008	095	UT	CM	01/01/2021	306T3656	WC	FTQ4206	E	ZOLMAN LARRY W	09/22/2021	10/20/2021	22000007	9.00
AT7	13980005	042	UT	CB	01/01/2021	306T3656	WC	FSS7255	E	THOMPSON THAD	04/10/2021	10/21/2021	22000007	10.87
AT7	11830009	095	UT	CM	01/01/2021	306T3656	WC	FTA5618	E	HINCK TYRONE	06/22/2021	10/21/2021	22000007	9.00
AT7	10750005	095	UT	CM	01/01/2021	306T3656	WC	FTK0739	E	RODRIGUEZ ADDISON	07/20/2021	10/21/2021	22000007	9.00
AT7	12960008	042	UT	CB	01/01/2021	306T3656	WC	FTK4420	E	OLESON PAUL	08/01/2021	10/28/2021	22000007	645.28
AT7	17950	095	UT	CM	01/01/2021	306T3656	WC	FTK4591	E	WILSON JACKIE	07/26/2021	10/28/2021	22000007	19.13
AT7	14640019	042	UT	CB	01/01/2021	306T3656	WC	FTA9145	E	GOODE JOSHUA	07/11/2021	10/07/2021	22000008	9.00
AT7	16080001003	042	UT	CB	01/01/2021	306T3656	WC	FTK3625	E	O'HARRA GORDON	07/15/2021	10/07/2021	22000008	10.22
AT7	14680011	095	UT	CM	01/01/2021	306T3656	WC	FTA5494	E	FAULKNER JOSH	06/18/2021	10/13/2021	22000008	9.53

**CSS Worker's Compensation Disbursements
Oct 2021 - By Check Number**

Client Code	Organization Code	Adjusting Office	State	Claim Designator	Policy Effective Date	Policy Number	Line	Claim Number	Payment Type	Claimant Name	Loss Date	Charge Date	Check Number	Check Amount
AT7	14480007011	042	UT	CB	01/01/2021	306T3656	WC	FTK7049	E	SYKES JEAN J	08/18/2021	10/13/2021	22000008	9.00
AT7	16110000	042	UT	CB	01/01/2021	306T3656	WC	FSS1993	E	DAY DALLAS W	04/13/2021	10/14/2021	22000008	9.00
AT7	16080001003	095	UT	CM	01/01/2021	306T3656	WC	FSS7468	E	DUTHIE DACE	05/03/2021	10/14/2021	22000008	9.00
AT7	13980015	042	UT	CB	01/01/2021	306T3656	WC	FTA9068	E	THOMPSON JODI	07/12/2021	10/14/2021	22000008	26.31
AT7	12360003	095	UT	CM	01/01/2021	306T3656	WC	FTK1993	E	LOPEZ CINDY	07/26/2021	10/14/2021	22000008	25.64
AT7	16110211	042	UT	CB	01/01/2021	306T3656	WC	FTK0277	E	GRACIA LIONEL R	07/16/2021	10/20/2021	22000008	149.55
AT7	10310008	095	UT	CM	01/01/2021	306T3656	WC	FTQ4206	E	ZOLMAN LARRY W	09/22/2021	10/21/2021	22000008	9.48
AT7	13660003	042	UT	CB	01/01/2019	306T3656	WC	FMH7081	E	WALDRON BRANDON	08/03/2019	10/22/2021	22000008	9.00
AT7	12960008	042	UT	CB	01/01/2021	306T3656	WC	FTK4420	E	OLESON PAUL	08/01/2021	10/28/2021	22000008	9.00
AT7	14640012	042	UT	CB	01/01/2021	306T3656	WC	FTA9932	E	SCOVIL AMARIA	07/12/2021	10/07/2021	22000009	12.70
AT7	13660003	042	UT	CB	01/01/2021	306T3656	WC	FTK9767	E	WEIGHT JENNIFER	08/27/2021	10/07/2021	22000009	9.64
AT7	16110000	042	UT	CB	01/01/2021	306T3656	WC	FSS1993	E	DAY DALLAS W	04/13/2021	10/14/2021	22000009	9.00
AT7	17080	042	UT	CB	01/01/2021	306T3656	WC	FTA3715	E	PARRISH GREG	06/03/2021	10/14/2021	22000009	36.38
AT7	13980015	042	UT	CB	01/01/2021	306T3656	WC	FTA9068	E	THOMPSON JODI	07/12/2021	10/14/2021	22000009	14.20
AT7	12360003	095	UT	CM	01/01/2021	306T3656	WC	FTK1993	E	LOPEZ CINDY	07/26/2021	10/14/2021	22000009	25.64
AT7	16080001003	042	UT	CB	01/01/2021	306T3656	WC	FTK3625	E	O'HARRA GORDON	07/15/2021	10/14/2021	22000009	10.22
AT7	16110211	042	UT	CB	01/01/2021	306T3656	WC	FTK0277	E	GRACIA LIONEL R	07/16/2021	10/20/2021	22000009	196.40
AT7	14480007011	042	UT	CB	01/01/2021	306T3656	WC	FTK7049	E	SYKES JEAN J	08/18/2021	10/20/2021	22000009	9.00
AT7	16080001003	095	UT	CM	01/01/2021	306T3656	WC	FSS7468	E	DUTHIE DACE	05/03/2021	10/21/2021	22000009	9.86
AT7	14390002	042	UT	CB	01/01/2021	306T3656	WC	FTA4201	E	HADLOCK NICOLE	06/15/2021	10/21/2021	22000009	19.75
AT7	10310008	095	UT	CM	01/01/2021	306T3656	WC	FTQ4206	E	ZOLMAN LARRY W	09/22/2021	10/27/2021	22000009	9.00
AT7	16080001003	095	UT	CM	01/01/2021	306T3656	WC	FTA9307	E	STEPHENS BANNING	07/13/2021	10/28/2021	22000009	10.39
AT7	16080003004	095	UT	CM	01/01/2021	306T3656	WC	FTA4069	E	WHEELER HIRAM	05/23/2021	10/07/2021	22000010	16.55
AT7	10610005	042	UT	CB	01/01/2021	306T3656	WC	FSS6088	E	JACKSON BURKE A	04/22/2021	10/14/2021	22000010	65.83
AT7	16110211	042	UT	CB	01/01/2021	306T3656	WC	FSS8679	E	IVERSON DOUGLAS J	05/19/2021	10/14/2021	22000010	9.00
AT7	12360003	095	UT	CM	01/01/2021	306T3656	WC	FTK1993	E	LOPEZ CINDY	07/26/2021	10/14/2021	22000010	27.90
AT7	14480007011	042	UT	CB	01/01/2021	306T3656	WC	FTK7049	E	SYKES JEAN J	08/18/2021	10/20/2021	22000010	9.00
AT7	17080	042	UT	CB	01/01/2021	306T3656	WC	FTA3715	E	PARRISH GREG	06/03/2021	10/21/2021	22000010	9.00
AT7	13980015	042	UT	CB	01/01/2021	306T3656	WC	FTA9068	E	THOMPSON JODI	07/12/2021	10/21/2021	22000010	15.09
AT7	16110211	042	UT	CB	01/01/2021	306T3656	WC	FTK0277	E	GRACIA LIONEL R	07/16/2021	10/27/2021	22000010	9.00
AT7	16110000	042	UT	CB	01/01/2021	306T3656	WC	FSS1993	E	DAY DALLAS W	04/13/2021	10/28/2021	22000010	9.00
AT7	14390002	042	UT	CB	01/01/2021	306T3656	WC	FTA4201	E	HADLOCK NICOLE	06/15/2021	10/28/2021	22000010	13.78
AT7	10310008	095	UT	CM	01/01/2021	306T3656	WC	FTQ4206	E	ZOLMAN LARRY W	09/22/2021	10/28/2021	22000010	9.48
AT7	16080001002	095	UT	CM	01/01/2021	306T3656	WC	FSJ7709	E	KRINKE JESSE	03/24/2021	10/05/2021	22000011	0.35
AT7	10540	042	UT	CB	01/01/2021	306T3656	WC	FSS4142	E	SMITH SETH W	04/15/2021	10/07/2021	22000011	32.10
AT7	16080003004	095	UT	CM	01/01/2021	306T3656	WC	FTA4069	E	WHEELER HIRAM	05/23/2021	10/07/2021	22000011	10.22

**CSS Worker's Compensation Disbursements
Oct 2021 - By Check Number**

Client Code	Organization Code	Adjusting Office	State	Claim Designator	Policy Effective Date	Policy Number	Line	Claim Number	Payment Type	Claimant Name	Loss Date	Charge Date	Check Number	Check Amount
AT7	16690004	042	UT	CB	01/01/2021	306T3656	WC	FSS8764	E	CANDALOT KURT L	05/19/2021	10/14/2021	22000011	30.29
AT7	12360003	095	UT	CM	01/01/2021	306T3656	WC	FTK1993	E	LOPEZ CINDY	07/26/2021	10/14/2021	22000011	29.26
AT7	14480007011	042	UT	CB	01/01/2021	306T3656	WC	FTK7049	E	SYKES JEAN J	08/18/2021	10/20/2021	22000011	26.03
AT7	16110211	042	UT	CB	01/01/2021	306T3656	WC	FSS8679	E	IVERSON DOUGLAS J	05/19/2021	10/21/2021	22000011	9.00
AT7	13980015	042	UT	CB	01/01/2021	306T3656	WC	FTA9068	E	THOMPSON JODI	07/12/2021	10/28/2021	22000011	32.33
AT7	16110211	042	UT	CB	01/01/2021	306T3656	WC	FTK0277	E	GRACIA LIONEL R	07/16/2021	10/28/2021	22000011	40.69
AT7	10310008	095	UT	CM	01/01/2021	306T3656	WC	FTQ4206	E	ZOLMAN LARRY W	09/22/2021	10/28/2021	22000011	9.05
AT7	16140003	042	UT	CB	01/01/2021	306T3656	WC	FSS0753	E	NELSON JEREMY M	04/07/2021	10/07/2021	22000012	9.00
AT7	15520	042	UT	CB	01/01/2021	306T3656	WC	FTA6034	E	HANNIFIN TIMOTHY	06/25/2021	10/07/2021	22000012	15.09
AT7	10310002	042	UT	CB	01/01/2021	306T3656	WC	FTK7818	E	ALLRED LIESL K	08/20/2021	10/07/2021	22000012	9.48
AT7	14480007011	042	UT	CB	01/01/2021	306T3656	WC	FTK7049	E	SYKES JEAN J	08/18/2021	10/20/2021	22000012	54.46
AT7	14740003	042	UT	CB	01/01/2019	306T3656	WC	FKN4924	E	WOOLSEY JARED	01/08/2019	10/21/2021	22000012	9.00
AT7	13660003	042	UT	CB	01/01/2021	306T3656	WC	FSJ1480	E	WALDRON BRANDON	02/05/2021	10/21/2021	22000012	14.05
AT7	16110211	042	UT	CB	01/01/2021	306T3656	WC	FSS8679	E	IVERSON DOUGLAS J	05/19/2021	10/21/2021	22000012	9.00
AT7	16690004	042	UT	CB	01/01/2021	306T3656	WC	FSS8764	E	CANDALOT KURT L	05/19/2021	10/21/2021	22000012	17.26
AT7	12360003	095	UT	CM	01/01/2021	306T3656	WC	FTK1993	E	LOPEZ CINDY	07/26/2021	10/21/2021	22000012	27.90
AT7	10310008	095	UT	CM	01/01/2021	306T3656	WC	FTQ4206	E	ZOLMAN LARRY W	09/22/2021	10/28/2021	22000012	9.48
AT7	14480007008	095	UT	CM	01/01/2021	306T3656	WC	FRU3436	E	ALDER STEVE	01/07/2021	10/07/2021	22000013	9.00
AT7	14050001001	042	UT	CB	01/01/2021	306T3656	WC	FSS5707	E	WILKINSON NICHOLA	05/04/2021	10/07/2021	22000013	9.00
AT7	16080001003	042	UT	CB	01/01/2021	306T3656	WC	FTA1104	E	WEBB ADAM	05/24/2021	10/07/2021	22000013	13.25
AT7	14740003	042	UT	CB	01/01/2021	306T3656	WC	FTA3397	E	OBRAY TANNER	06/11/2021	10/07/2021	22000013	20.07
AT7	15520	042	UT	CB	01/01/2021	306T3656	WC	FTA6034	E	HANNIFIN TIMOTHY	06/25/2021	10/14/2021	22000013	16.64
AT7	14480007011	042	UT	CB	01/01/2021	306T3656	WC	FTK7049	E	SYKES JEAN J	08/18/2021	10/20/2021	22000013	9.00
AT7	14680008	042	UT	CB	01/01/2020	306T3656	WC	FRP6047	E	DAVIS GLENN	11/30/2020	10/21/2021	22000013	9.00
AT7	13660003	042	UT	CB	01/01/2021	306T3656	WC	FSJ1480	E	WALDRON BRANDON	02/05/2021	10/28/2021	22000013	9.00
AT7	16110211	042	UT	CB	01/01/2021	306T3656	WC	FSS8679	E	IVERSON DOUGLAS J	05/19/2021	10/28/2021	22000013	9.00
AT7	12360003	095	UT	CM	01/01/2021	306T3656	WC	FTK1993	E	LOPEZ CINDY	07/26/2021	10/28/2021	22000013	27.50
AT7	14480007008	095	UT	CM	01/01/2021	306T3656	WC	FRU3436	E	ALDER STEVE	01/07/2021	10/07/2021	22000014	9.00
AT7	14740003	042	UT	CB	01/01/2021	306T3656	WC	FTA3397	E	OBRAY TANNER	06/11/2021	10/07/2021	22000014	20.07
AT7	16140003	042	UT	CB	01/01/2021	306T3656	WC	FSJ6849	E	HAYES SARAH	03/18/2021	10/21/2021	22000014	342.86
AT7	14050001001	042	UT	CB	01/01/2021	306T3656	WC	FSS5707	E	WILKINSON NICHOLA	05/04/2021	10/21/2021	22000014	9.00
AT7	15520	042	UT	CB	01/01/2021	306T3656	WC	FTA6034	E	HANNIFIN TIMOTHY	06/25/2021	10/21/2021	22000014	14.66
AT7	14480007011	042	UT	CB	01/01/2021	306T3656	WC	FTK7049	E	SYKES JEAN J	08/18/2021	10/21/2021	22000014	9.00
AT7	12600004	042	UT	CB	01/01/2021	306T3656	WC	FSS9274	E	WARD SHANE E	05/22/2021	10/28/2021	22000014	9.00
AT7	12360003	095	UT	CM	01/01/2021	306T3656	WC	FTK1993	E	LOPEZ CINDY	07/26/2021	10/28/2021	22000014	16.80
AT7	17870	095	UT	CM	01/01/2021	306T3656	WC	FSJ7845	E	ROCIO ESPITIA MAR	03/17/2021	10/07/2021	22000015	16.34

**CSS Worker's Compensation Disbursements
Oct 2021 - By Check Number**

Client Code	Organization Code	Adjusting Office	State	Claim Designator	Policy Effective Date	Policy Number	Line	Claim Number	Payment Type	Claimant Name	Loss Date	Charge Date	Check Number	Check Amount
AT7	14480007008	042	UT	CB	01/01/2021	306T3656	WC	FRU3436	E	ALDER STEVE	01/07/2021	10/08/2021	22000015	9.00
AT7	14740003	042	UT	CB	01/01/2021	306T3656	WC	FTA3397	E	OBRAY TANNER	06/11/2021	10/14/2021	22000015	30.22
AT7	14480007011	042	UT	CB	01/01/2021	306T3656	WC	FTK7049	E	SYKES JEAN J	08/18/2021	10/21/2021	22000015	12.13
AT7	12810007	042	UT	CB	01/01/2020	306T3656	WC	FSJ6005	E	STAKER COLE	06/18/2020	10/01/2021	22000016	9.00
AT7	13160002	095	UT	CM	01/01/2021	306T3656	WC	FSS8436	E	SPENCER JOHN	05/18/2021	10/07/2021	22000016	9.00
AT7	17870	095	UT	CM	01/01/2021	306T3656	WC	FSJ7845	E	ROCIO ESPITIA MAR	03/17/2021	10/14/2021	22000016	11.43
AT7	14740003	042	UT	CB	01/01/2021	306T3656	WC	FTA3397	E	OBRAY TANNER	06/11/2021	10/14/2021	22000016	19.61
AT7	14480022040	042	UT	CB	01/01/2020	306T3656	WC	FQV3405	E	BAGLEY CHRIS	08/24/2020	10/21/2021	22000016	9.00
AT7	14480007011	042	UT	CB	01/01/2021	306T3656	WC	FTK7049	E	SYKES JEAN J	08/18/2021	10/27/2021	22000016	9.00
AT7	14480007008	042	UT	CB	01/01/2021	306T3656	WC	FRU3436	E	ALDER STEVE	01/07/2021	10/28/2021	22000016	9.00
AT7	14480002	042	UT	CB	01/01/2020	306T3656	WC	FPZ9135	E	BUNCE CHERIE	07/13/2020	10/07/2021	22000017	68.35
AT7	12810007	042	UT	CB	01/01/2020	306T3656	WC	FSJ6005	E	STAKER COLE	06/18/2020	10/08/2021	22000017	9.00
AT7	13980007	042	UT	CB	01/01/2021	306T3656	WC	FSS5718	E	COATES JENNY	05/03/2021	10/13/2021	22000017	9.81
AT7	17870	095	UT	CM	01/01/2021	306T3656	WC	FSJ7845	E	ROCIO ESPITIA MAR	03/17/2021	10/14/2021	22000017	9.00
AT7	11030003	042	UT	CB	01/01/2021	306T3656	WC	FSJ9109	E	HARRIS ANDREW D	03/30/2021	10/14/2021	22000017	9.00
AT7	13030	042	UT	CB	01/01/2019	306T3656	WC	FLX7388	E	PLEDGER BARBARA	06/26/2019	10/21/2021	22000017	13.87
AT7	10600	042	UT	CB	01/01/2020	306T3656	WC	FRU0892	E	JENSEN STEWART	12/29/2020	10/21/2021	22000017	19.80
AT7	16110440	042	UT	CB	01/01/2021	306T3656	WC	FRU5506	E	ELLSWORTH MICHAEL	01/22/2021	10/21/2021	22000017	9.00
AT7	14740003	042	UT	CB	01/01/2021	306T3656	WC	FTA3397	E	OBRAY TANNER	06/11/2021	10/21/2021	22000017	19.61
AT7	12690002	042	UT	CB	01/01/2021	306T3656	WC	FSS2485	E	MORROW JOSHUA	04/18/2021	10/28/2021	22000017	21.09
AT7	14480007011	042	UT	CB	01/01/2021	306T3656	WC	FTK7049	E	SYKES JEAN J	08/18/2021	10/28/2021	22000017	31.73
AT7	11030002	042	UT	CB	01/01/2020	306T3656	WC	FPR0860	E	SANTIAGO DAVID	03/13/2020	10/07/2021	22000018	9.00
AT7	16110413	042	UT	CB	01/01/2021	306T3656	WC	FSS2261	E	LIRA ANTHONY J	04/15/2021	10/14/2021	22000018	9.00
AT7	13980007	042	UT	CB	01/01/2021	306T3656	WC	FSS5718	E	COATES JENNY	05/03/2021	10/14/2021	22000018	9.00
AT7	10600	042	UT	CB	01/01/2020	306T3656	WC	FRU0892	E	JENSEN STEWART	12/29/2020	10/21/2021	22000018	109.67
AT7	14740003	042	UT	CB	01/01/2021	306T3656	WC	FTA3397	E	OBRAY TANNER	06/11/2021	10/21/2021	22000018	19.61
AT7	11490022003	042	UT	CB	01/01/2020	306T3656	WC	FRP7722	E	MOSHER HALEY	12/06/2020	10/22/2021	22000018	9.00
AT7	12690002	042	UT	CB	01/01/2021	306T3656	WC	FSS2485	E	MORROW JOSHUA	04/18/2021	10/28/2021	22000018	14.62
AT7	14050001001	042	UT	CB	01/01/2021	306T3656	WC	FTA7813	E	CRNICH ANDY S	07/02/2021	10/08/2021	22000019	(11.63)
AT7	10600	042	UT	CB	01/01/2020	306T3656	WC	FRU0892	E	JENSEN STEWART	12/29/2020	10/21/2021	22000019	106.20
AT7	14580010	042	UT	CB	01/01/2021	306T3656	WC	FSS1511	E	PUMMELL KEVIN	03/30/2021	10/21/2021	22000019	19.54
AT7	14740003	042	UT	CB	01/01/2021	306T3656	WC	FTA3397	E	OBRAY TANNER	06/11/2021	10/21/2021	22000019	20.85
AT7	12690002	042	UT	CB	01/01/2021	306T3656	WC	FSS2485	E	MORROW JOSHUA	04/18/2021	10/28/2021	22000019	14.39
AT7	14050001001	042	UT	CB	01/01/2021	306T3656	WC	FTA7813	E	CRNICH ANDY S	07/02/2021	10/12/2021	22000020	9.00
AT7	14580010	042	UT	CB	01/01/2021	306T3656	WC	FSS1511	E	PUMMELL KEVIN	03/30/2021	10/28/2021	22000020	9.00
AT7	12690002	042	UT	CB	01/01/2021	306T3656	WC	FSS2485	E	MORROW JOSHUA	04/18/2021	10/28/2021	22000020	109.94

**CSS Worker's Compensation Disbursements
Oct 2021 - By Check Number**

Client Code	Organization Code	Adjusting Office	State	Claim Designator	Policy Effective Date	Policy Number	Line	Claim Number	Payment Type	Claimant Name	Loss Date	Charge Date	Check Number	Check Amount
AT7	14740003	042	UT	CB	01/01/2021	306T3656	WC	FTA3397	E	OBRAY TANNER	06/11/2021	10/28/2021	22000020	20.07
AT7	14190013	042	UT	CB	01/01/2020	306T3656	WC	FQV6752	E	MAGLEBY TIFFANY	09/23/2020	10/07/2021	22000021	78.76
AT7	12230002007	042	UT	CB	01/01/2021	306T3656	WC	FTA0416	E	TESEN EDWARD	05/24/2021	10/07/2021	22000021	34.89
AT7	14050001001	042	UT	CB	01/01/2021	306T3656	WC	FTA7813	E	CRNICH ANDY S	07/02/2021	10/14/2021	22000021	9.00
AT7	14580010	042	UT	CB	01/01/2021	306T3656	WC	FSS1511	E	PUMMELL KEVIN	03/30/2021	10/28/2021	22000021	34.89
AT7	14740003	042	UT	CB	01/01/2021	306T3656	WC	FTA3397	E	OBRAY TANNER	06/11/2021	10/28/2021	22000021	20.07
AT7	13160001	042	UT	CB	01/01/2020	306T3656	WC	FQV1705	E	BUTLER BRETT	09/10/2020	10/07/2021	22000022	53.12
AT7	14480007011	042	UT	CB	01/01/2021	306T3656	WC	FSJ3387	E	NGUYEN LE	03/02/2021	10/07/2021	22000022	15.76
AT7	14260001	042	UT	CB	01/01/2020	306T3656	WC	FRP3589	E	KITCH LINDA	11/17/2020	10/14/2021	22000022	21.76
AT7	12230002007	042	UT	CB	01/01/2021	306T3656	WC	FTA0416	E	TESEN EDWARD	05/24/2021	10/14/2021	22000022	9.00
AT7	14050001001	042	UT	CB	01/01/2021	306T3656	WC	FTA7813	E	CRNICH ANDY S	07/02/2021	10/15/2021	22000022	9.00
AT7	14190013	042	UT	CB	01/01/2020	306T3656	WC	FQV6752	E	MAGLEBY TIFFANY	09/23/2020	10/28/2021	22000022	128.99
AT7	14480007011	042	UT	CB	01/01/2021	306T3656	WC	FSJ3387	E	NGUYEN LE	03/02/2021	10/07/2021	22000023	12.52
AT7	13160001	042	UT	CB	01/01/2020	306T3656	WC	FQV1705	E	BUTLER BRETT	09/10/2020	10/21/2021	22000023	15.94
AT7	12230002007	042	UT	CB	01/01/2021	306T3656	WC	FTA0416	E	TESEN EDWARD	05/24/2021	10/21/2021	22000023	88.03
AT7	14050001001	042	UT	CB	01/01/2021	306T3656	WC	FTA7813	E	CRNICH ANDY S	07/02/2021	10/21/2021	22000023	120.24
AT7	12230002007	042	UT	CB	01/01/2021	306T3656	WC	FTA0416	E	TESEN EDWARD	05/24/2021	10/21/2021	22000024	9.00
AT7	13640004	042	UT	CB	01/01/2020	306T3656	WC	FPZ8038	E	RUNOLFSON GABRIEL	07/02/2020	10/14/2021	22000025	9.00
AT7	17750	042	UT	CB	01/01/2021	306T3656	WC	FSS3108	E	STEPHENSON MARK	03/16/2021	10/15/2021	22000025	17.00
AT7	12230002007	042	UT	CB	01/01/2021	306T3656	WC	FTA0416	E	TESEN EDWARD	05/24/2021	10/27/2021	22000025	9.00
AT7	16080001001	042	UT	CB	01/01/2021	306T3656	WC	FSJ0221	E	LATHEN WESLEY	02/15/2021	10/07/2021	22000026	9.00
AT7	11200004	042	UT	CB	01/01/2021	306T3656	WC	FTA0846	E	EVANS MATTHEW	06/01/2021	10/07/2021	22000026	37.34
AT7	14190017	042	UT	CB	01/01/2021	306T3656	WC	FTA8041	E	LIDDELL LISA	07/02/2021	10/06/2021	22000027	31.66
AT7	11200004	042	UT	CB	01/01/2021	306T3656	WC	FTA0846	E	EVANS MATTHEW	06/01/2021	10/13/2021	22000027	9.00
AT7	16080001001	042	UT	CB	01/01/2021	306T3656	WC	FSJ0221	E	LATHEN WESLEY	02/15/2021	10/14/2021	22000027	10.22
AT7	14190017	042	UT	CB	01/01/2021	306T3656	WC	FTA8041	E	LIDDELL LISA	07/02/2021	10/06/2021	22000028	32.99
AT7	16080001001	042	UT	CB	01/01/2021	306T3656	WC	FSJ0221	E	LATHEN WESLEY	02/15/2021	10/14/2021	22000028	12.09
AT7	11200004	042	UT	CB	01/01/2021	306T3656	WC	FTA0846	E	EVANS MATTHEW	06/01/2021	10/14/2021	22000028	23.17
AT7	12110002	042	UT	CB	01/01/2020	306T3656	WC	FQV6925	E	CROUSE AMBER	10/13/2020	10/21/2021	22000028	9.00
AT7	17310002	042	UT	CB	01/01/2020	306T3656	WC	FRP3300	E	HOBBS WILLIAM	11/13/2020	10/07/2021	22000029	21.76
AT7	14190017	042	UT	CB	01/01/2021	306T3656	WC	FTA8041	E	LIDDELL LISA	07/02/2021	10/07/2021	22000029	14.21
AT7	11200004	042	UT	CB	01/01/2021	306T3656	WC	FTA0846	E	EVANS MATTHEW	06/01/2021	10/14/2021	22000029	23.17
AT7	14190017	042	UT	CB	01/01/2021	306T3656	WC	FTA8041	E	LIDDELL LISA	07/02/2021	10/14/2021	22000030	10.17
AT7	17310002	042	UT	CB	01/01/2020	306T3656	WC	FRP3300	E	HOBBS WILLIAM	11/13/2020	10/21/2021	22000030	9.00
AT7	14640024	042	UT	CB	01/01/2021	306T3656	WC	FRU7752	E	SABEY CHRIS C	02/03/2021	10/21/2021	22000030	16.94
AT7	11200004	042	UT	CB	01/01/2021	306T3656	WC	FTA0846	E	EVANS MATTHEW	06/01/2021	10/21/2021	22000030	23.17

**CSS Worker's Compensation Disbursements
Oct 2021 - By Check Number**

Client Code	Organization Code	Adjusting Office	State	Claim Designator	Policy Effective Date	Policy Number	Line	Claim Number	Payment Type	Claimant Name	Loss Date	Charge Date	Check Number	Check Amount
AT7	12230004019	042	UT	CB	01/01/2021	306T3656	WC	FRU7894	E	COOK DARIN	02/03/2021	10/07/2021	22000031	12.33
AT7	13900	042	UT	CB	01/01/2021	306T3656	WC	FSJ3306	E	BERRYHILL LORRAIN	03/02/2021	10/07/2021	22000031	910.17
AT7	16080001005	042	UT	CB	01/01/2021	306T3656	WC	FSJ4797	E	ALLEN CATHERINE	02/19/2021	10/14/2021	22000031	15.59
AT7	11200004	042	UT	CB	01/01/2021	306T3656	WC	FTA0846	E	EVANS MATTHEW	06/01/2021	10/27/2021	22000031	144.50
AT7	14190017	042	UT	CB	01/01/2021	306T3656	WC	FTA8041	E	LIDDELL LISA	07/02/2021	10/27/2021	22000031	15.16
AT7	17310002	042	UT	CB	01/01/2020	306T3656	WC	FRP3300	E	HOBBS WILLIAM	11/13/2020	10/28/2021	22000031	9.00
AT7	12230004019	042	UT	CB	01/01/2021	306T3656	WC	FRU7894	E	COOK DARIN	02/03/2021	10/07/2021	22000032	15.67
AT7	13900	042	UT	CB	01/01/2021	306T3656	WC	FSJ3306	E	BERRYHILL LORRAIN	03/02/2021	10/13/2021	22000032	9.00
AT7	16080001005	042	UT	CB	01/01/2021	306T3656	WC	FSJ4797	E	ALLEN CATHERINE	02/19/2021	10/28/2021	22000032	9.00
AT7	11200004	042	UT	CB	01/01/2021	306T3656	WC	FTA0846	E	EVANS MATTHEW	06/01/2021	10/28/2021	22000032	23.17
AT7	12230004019	042	UT	CB	01/01/2021	306T3656	WC	FRU7894	E	COOK DARIN	02/03/2021	10/07/2021	22000033	12.33
AT7	13900	042	UT	CB	01/01/2021	306T3656	WC	FSJ3306	E	BERRYHILL LORRAIN	03/02/2021	10/13/2021	22000033	9.42
AT7	16080001005	042	UT	CB	01/01/2021	306T3656	WC	FSJ4797	E	ALLEN CATHERINE	02/19/2021	10/28/2021	22000033	10.22
AT7	12230004019	042	UT	CB	01/01/2021	306T3656	WC	FRU7894	E	COOK DARIN	02/03/2021	10/07/2021	22000034	12.33
AT7	13900	042	UT	CB	01/01/2021	306T3656	WC	FSJ3306	E	BERRYHILL LORRAIN	03/02/2021	10/14/2021	22000034	56.50
AT7	15320023	042	UT	CB	01/01/2021	306T3656	WC	FSS8030	E	JOHNSON KAREN	05/14/2021	10/14/2021	22000034	56.60
AT7	12230004019	042	UT	CB	01/01/2021	306T3656	WC	FRU7894	E	COOK DARIN	02/03/2021	10/14/2021	22000035	12.33
AT7	15320023	042	UT	CB	01/01/2021	306T3656	WC	FSS8030	E	JOHNSON KAREN	05/14/2021	10/14/2021	22000035	21.76
AT7	13900	042	UT	CB	01/01/2021	306T3656	WC	FSJ3306	E	BERRYHILL LORRAIN	03/02/2021	10/19/2021	22000035	9.00
AT7	13580	042	UT	CB	01/01/2021	306T3656	WC	FRU2531	E	NAKAI RITA	01/05/2021	10/07/2021	22000036	20.90
AT7	12230004019	042	UT	CB	01/01/2021	306T3656	WC	FRU7894	E	COOK DARIN	02/03/2021	10/14/2021	22000036	12.33
AT7	13900	042	UT	CB	01/01/2021	306T3656	WC	FSJ3306	E	BERRYHILL LORRAIN	03/02/2021	10/21/2021	22000036	15.42
AT7	15320023	042	UT	CB	01/01/2021	306T3656	WC	FSS8030	E	JOHNSON KAREN	05/14/2021	10/21/2021	22000036	12.87
AT7	11560003	042	UT	CB	01/01/2021	306T3656	WC	FRU8588	E	CREEK KELSIE	02/05/2021	10/07/2021	22000037	13.78
AT7	13580	042	UT	CB	01/01/2021	306T3656	WC	FRU2531	E	NAKAI RITA	01/05/2021	10/14/2021	22000037	18.44
AT7	12230004019	042	UT	CB	01/01/2021	306T3656	WC	FRU7894	E	COOK DARIN	02/03/2021	10/14/2021	22000037	15.67
AT7	13900	042	UT	CB	01/01/2021	306T3656	WC	FSJ3306	E	BERRYHILL LORRAIN	03/02/2021	10/21/2021	22000037	64.29
AT7	16110211	042	UT	CB	01/01/2020	306T3656	WC	FQV6956	E	SPRAGG CURTIS A	10/13/2020	10/28/2021	22000037	23.91
AT7	13580	042	UT	CB	01/01/2021	306T3656	WC	FRU2531	E	NAKAI RITA	01/05/2021	10/14/2021	22000038	12.74
AT7	11560003	042	UT	CB	01/01/2021	306T3656	WC	FRU8588	E	CREEK KELSIE	02/05/2021	10/21/2021	22000038	12.52
AT7	12230004019	042	UT	CB	01/01/2021	306T3656	WC	FRU7894	E	COOK DARIN	02/03/2021	10/28/2021	22000038	21.76
AT7	13900	042	UT	CB	01/01/2021	306T3656	WC	FSJ3306	E	BERRYHILL LORRAIN	03/02/2021	10/28/2021	22000038	152.02
AT7	11560003	042	UT	CB	01/01/2021	306T3656	WC	FRU8588	E	CREEK KELSIE	02/05/2021	10/21/2021	22000039	12.52
AT7	13580	042	UT	CB	01/01/2021	306T3656	WC	FRU2531	E	NAKAI RITA	01/05/2021	10/28/2021	22000039	13.22
AT7	12230004019	042	UT	CB	01/01/2021	306T3656	WC	FRU7894	E	COOK DARIN	02/03/2021	10/28/2021	22000039	12.33
AT7	11560003	042	UT	CB	01/01/2021	306T3656	WC	FRU8588	E	CREEK KELSIE	02/05/2021	10/21/2021	22000040	12.52

**CSS Worker's Compensation Disbursements
Oct 2021 - By Check Number**

Client Code	Organization Code	Adjusting Office	State	Claim Designator	Policy Effective Date	Policy Number	Line	Claim Number	Payment Type	Claimant Name	Loss Date	Charge Date	Check Number	Check Amount
AT7	11560003	042	UT	CB	01/01/2021	306T3656	WC	FRU8588	E	CREEK KELSIE	02/05/2021	10/21/2021	22000041	12.52
AT7	11560003	042	UT	CB	01/01/2021	306T3656	WC	FRU8588	E	CREEK KELSIE	02/05/2021	10/21/2021	22000042	12.52
AT7	11560003	042	UT	CB	01/01/2021	306T3656	WC	FRU8588	E	CREEK KELSIE	02/05/2021	10/21/2021	22000043	12.52
AT7	15530004	042	UT	CB	01/01/2020	306T3656	WC	FQV6644	E	NYMAN JOANN	10/13/2020	10/07/2021	22000044	13.42
AT7	11450	042	UT	CB	01/01/2020	306T3656	WC	FPR7119	E	PHILLIPS JOHN	05/12/2020	10/13/2021	22000044	9.00
AT7	14680008	042	UT	CB	01/01/2017	306T3656	WC	E9A5947	E	DAVIS GLENN	02/16/2017	10/21/2021	22000044	9.00
AT7	11560003	042	UT	CB	01/01/2021	306T3656	WC	FRU8588	E	CREEK KELSIE	02/05/2021	10/21/2021	22000044	12.52
AT7	14680008	042	UT	CB	01/01/2017	306T3656	WC	E9A5947	E	DAVIS GLENN	02/16/2017	10/21/2021	22000045	9.00
AT7	11450	042	UT	CB	01/01/2020	306T3656	WC	FPR7119	E	PHILLIPS JOHN	05/12/2020	10/21/2021	22000045	19.50
AT7	11560003	042	UT	CB	01/01/2021	306T3656	WC	FRU8588	E	CREEK KELSIE	02/05/2021	10/21/2021	22000045	12.52
AT7	15530004	042	UT	CB	01/01/2020	306T3656	WC	FQV6644	E	NYMAN JOANN	10/13/2020	10/28/2021	22000045	21.76
AT7	11450	042	UT	CB	01/01/2020	306T3656	WC	FPR7119	E	PHILLIPS JOHN	05/12/2020	10/21/2021	22000046	9.00
AT7	11560003	042	UT	CB	01/01/2021	306T3656	WC	FRU8588	E	CREEK KELSIE	02/05/2021	10/21/2021	22000046	12.52
AT7	15530004	042	UT	CB	01/01/2020	306T3656	WC	FQV6644	E	NYMAN JOANN	10/13/2020	10/28/2021	22000046	12.00
AT7	14480011019	042	UT	CB	01/01/2019	306T3656	WC	FKV1428	E	O'BRIEN JAMES W	01/08/2019	10/14/2021	22000047	9.00
AT7	14190012	042	UT	CB	01/01/2021	306T3656	WC	FRU6257	E	MILLER DARIN	01/12/2021	10/06/2021	22000050	10.88
AT7	16110114	042	UT	CB	01/01/2020	306T3656	WC	FPZ2824	E	CHRISTENSEN BRETT	06/15/2020	10/28/2021	22000050	19.71
AT7	14190012	042	UT	CB	01/01/2021	306T3656	WC	FRU6257	E	MILLER DARIN	01/12/2021	10/08/2021	22000051	(26.00)
AT7	14190012	042	UT	CB	01/01/2021	306T3656	WC	FRU6257	E	MILLER DARIN	01/12/2021	10/13/2021	22000052	13.20
AT7	13870004	042	UT	CB	01/01/2016	306T3656	WC	E7W6516	E	LINDSAY SHERRIE	10/10/2016	10/08/2021	22000057	2.65
AT7	14480007012	042	UT	CB	01/01/2020	306T3656	WC	FQV9028	E	ROBINSON ZAC	10/21/2020	10/21/2021	22000059	11.16
AT7	13980005	042	UT	CB	01/01/2020	306T3656	WC	FPD4628	E	NICHOLLS RYAN	02/21/2020	10/13/2021	22000062	9.00
AT7	16080001005	042	UT	CB	01/01/2018	306T3656	WC	FHY9767	E	ROBINSON ZACH	11/01/2018	10/07/2021	22000063	13.64
AT7	16080001005	042	UT	CB	01/01/2019	306T3656	WC	FKV5695	E	GARFIELD EARL	02/07/2019	10/07/2021	22000063	14.25
AT7	15610004	042	UT	CB	01/01/2020	306T3656	WC	FPZ6063	E	HUNTER JED W	06/30/2020	10/07/2021	22000063	9.00
AT7	15610004	042	UT	CB	01/01/2020	306T3656	WC	FPZ6063	E	HUNTER JED W	06/30/2020	10/07/2021	22000064	9.00
AT7	15610004	042	UT	CB	01/01/2020	306T3656	WC	FPZ6063	E	HUNTER JED W	06/30/2020	10/21/2021	22000065	36.73
AT7	15610004	042	UT	CB	01/01/2020	306T3656	WC	FPZ6063	E	HUNTER JED W	06/30/2020	10/21/2021	22000066	12.24
AT7	15610004	042	UT	CB	01/01/2020	306T3656	WC	FPZ6063	E	HUNTER JED W	06/30/2020	10/28/2021	22000067	11.07
AT7	16410	042	UT	CB	01/01/2020	306T3656	WC	FQM3702	E	MCDONALD CHAD	08/07/2020	10/11/2021	22000082	9.00
AT7	16410	042	UT	CB	01/01/2020	306T3656	WC	FQM3702	E	MCDONALD CHAD	08/07/2020	10/12/2021	22000083	10.77
AT7	16410	042	UT	CB	01/01/2020	306T3656	WC	FQM3702	E	MCDONALD CHAD	08/07/2020	10/12/2021	22000084	11.08
AT7	16410	042	UT	CB	01/01/2020	306T3656	WC	FQM3702	E	MCDONALD CHAD	08/07/2020	10/12/2021	22000085	11.08
AT7	16410	042	UT	CB	01/01/2020	306T3656	WC	FQM3702	E	MCDONALD CHAD	08/07/2020	10/13/2021	22000086	(10.29)
AT7	16410	042	UT	CB	01/01/2020	306T3656	WC	FQM3702	E	MCDONALD CHAD	08/07/2020	10/13/2021	22000087	20.08
AT7	16410	042	UT	CB	01/01/2020	306T3656	WC	FQM3702	E	MCDONALD CHAD	08/07/2020	10/22/2021	22000088	20.08

**CSS Worker's Compensation Disbursements
Oct 2021 - By Check Number**

Client Code	Organization Code	Adjusting Office	State	Claim Designator	Policy Effective Date	Policy Number	Line	Claim Number	Payment Type	Claimant Name	Loss Date	Charge Date	Check Number	Check Amount
AT7	14480022034	042	UT	CB	01/01/2017	306T3656	WC	FAE5939	E	KOHLER TALON	07/08/2017	10/11/2021	22000091	(44.06)
AT7	11690005	042	UT	CB	01/01/2020	306T3656	WC	FPR6237	E	GUNN KRISTI	05/05/2020	10/07/2021	22000100	11.35
AT7	10810	042	UT	CB	01/01/1998	306T4813	WC	A4J7023	E	PATTERSON WILLIAM	09/25/1998	10/21/2021	22000109	25.97
AT7	10640	042	UT	CB	01/01/2016	306T3656	WC	ESL7571	E	BATES LAURIE	01/19/2016	10/14/2021	22000114	12.56
AT7	10640	042	UT	CB	01/01/2016	306T3656	WC	ESL7571	E	BATES LAURIE	01/19/2016	10/14/2021	22000115	10.84
AT7	10810	042	UT	CB	01/01/2004	306T4813	WC	A4J2029	E	HANSGEN BRYAN	10/12/2004	10/21/2021	22000117	25.97
AT7	13270	042	UT	CB	01/01/1997	306T4813	WC	A4J7068	E	KEEL DALE	07/09/1997	10/21/2021	22000142	13.79
AT7	13660003	042	UT	CB	01/01/2015	306T3656	WC	E3W2365	E	CHUCHRAN JARED A	05/30/2015	10/27/2021	22000144	9.00
AT7	16110510	042	UT	CB	01/01/2017	306T3656	WC	FBG6523	E	HUMPHRIES JANA E	11/28/2017	10/14/2021	22000152	28.25
AT7	16110510	042	UT	CB	01/01/2017	306T3656	WC	FBG6523	E	HUMPHRIES JANA E	11/28/2017	10/21/2021	22000153	24.49
AT7	11860	042	UT	CB	01/01/2011	306T3656	WC	EPU2290	E	WOOD SAMUEL J	06/16/2011	10/28/2021	22000154	65.71
AT7	16110510	042	UT	CB	01/01/2017	306T3656	WC	FBG6523	E	HUMPHRIES JANA E	11/28/2017	10/28/2021	22000154	20.80
AT7	14580	042	UT	CB	01/01/1990	306T4813	WC	A4J7033	E	OAKS EDWIN	08/08/1990	10/28/2021	22000163	13.79
AT7	11110	042	UT	CB	01/01/1989	306T4813	WC	A4J7066	E	JENSEN MICHAEL	04/25/1989	10/07/2021	22000168	19.20
AT7	12160	042	UT	CB	01/01/2010	306T3656	WC	EMM9305	E	JOHNSON KELLY R	12/30/2010	10/14/2021	22000216	125.26
AT7	12160	042	UT	CB	01/01/2010	306T3656	WC	EMM9305	E	JOHNSON KELLY R	12/30/2010	10/14/2021	22000217	123.87
AT7	15750	042	UT	CB	01/01/2007	306T3656	WC	CAU6403	E	NEWSOME PAUL	08/06/2007	10/21/2021	22000275	30.26
AT7	12380	042	UT	CB	01/01/2009	306T3656	WC	A4J4807	E	BRADSHAW TOM G	07/13/2009	10/07/2021	22000336	113.48
AT7	12380	042	UT	CB	01/01/2009	306T3656	WC	A4J4807	E	BRADSHAW TOM G	07/13/2009	10/14/2021	22000337	46.97
AT7	15750	042	UT	CB	01/01/2007	306T3656	WC	CAU6403	M	NEWSOME PAUL	08/06/2007	10/06/2021	33195607	85.60
AT7	10640	042	UT	CB	01/01/2016	306T3656	WC	ESL7571	M	BATES LAURIE	01/19/2016	10/06/2021	33196314	10.70
AT7	13660003	042	UT	CB	01/01/2015	306T3656	WC	E3W2365	M	CHUCHRAN JARED A	05/30/2015	10/06/2021	33197015	21.40
AT7	13660003	042	UT	CB	01/01/2019	306T3656	WC	FKV3457	E	DALTON DEREK	02/08/2019	10/06/2021	33197601	130.00
AT7	13660003	042	UT	CB	01/01/2019	306T3656	WC	FKV3457	M	DALTON DEREK	02/08/2019	10/06/2021	33197602	32.10
AT7	16080001005	042	UT	CB	01/01/2018	306T3656	WC	FHY9767	M	ROBINSON ZACH	11/01/2018	10/06/2021	33198944	42.80
AT7	11690005	042	UT	CB	01/01/2020	306T3656	WC	FPR6237	M	GUNN KRISTI	05/05/2020	10/06/2021	33200427	32.10
AT7	16410	042	UT	CB	01/01/2020	306T3656	WC	FQM3702	M	MCDONALD CHAD	08/07/2020	10/06/2021	33200818	81.20
AT7	16410	042	UT	CB	01/01/2020	306T3656	WC	FQM3702	M	MCDONALD CHAD	08/07/2020	10/06/2021	33200819	321.00
AT7	16410	042	UT	CB	01/01/2020	306T3656	WC	FQM3702	M	MCDONALD CHAD	08/07/2020	10/06/2021	33200820	743.50
AT7	11450	042	UT	CB	01/01/2020	306T3656	WC	FPR7119	M	PHILLIPS JOHN	05/12/2020	10/06/2021	33200913	117.70
AT7	13160001	042	UT	CB	01/01/2020	306T3656	WC	FQV1705	M	BUTLER BRETT	09/10/2020	10/06/2021	33201394	10.70
AT7	15530004	042	UT	CB	01/01/2020	306T3656	WC	FQV6644	M	NYMAN JOANN	10/13/2020	10/06/2021	33201818	53.50
AT7	14680008	042	UT	CB	01/01/2020	306T3656	WC	FRP6047	M	DAVIS GLENN	11/30/2020	10/06/2021	33202730	192.60
AT7	13580	042	UT	CB	01/01/2021	306T3656	WC	FRU2531	M	NAKAI RITA	01/05/2021	10/06/2021	33203246	74.90
AT7	12110002	042	UT	CB	01/01/2020	306T3656	WC	FQV6925	E	CROUSE AMBER	10/13/2020	10/06/2021	33203299	95.00
AT7	12110002	042	UT	CB	01/01/2020	306T3656	WC	FQV6925	M	CROUSE AMBER	10/13/2020	10/06/2021	33203300	21.40

**CSS Worker's Compensation Disbursements
Oct 2021 - By Check Number**

Client Code	Organization Code	Adjusting Office	State	Claim Designator	Policy Effective Date	Policy Number	Line	Claim Number	Payment Type	Claimant Name	Loss Date	Charge Date	Check Number	Check Amount
AT7	14640024	042	UT	CB	01/01/2021	306T3656	WC	FRU7752	E	SABEY CHRIS C	02/03/2021	10/06/2021	33204380	95.00
AT7	13900	042	UT	CB	01/01/2021	306T3656	WC	FSJ3306	M	BERRYHILL LORRAIN	03/02/2021	10/06/2021	33204473	21.40
AT7	17310002	042	UT	CB	01/01/2020	306T3656	WC	FRP3300	M	HOBBS WILLIAM	11/13/2020	10/06/2021	33204558	21.40
AT7	16110440	042	UT	CB	01/01/2021	306T3656	WC	FRU5506	E	ELLSWORTH MICHAEL	01/22/2021	10/06/2021	33205019	95.00
AT7	16110440	042	UT	CB	01/01/2021	306T3656	WC	FRU5506	M	ELLSWORTH MICHAEL	01/22/2021	10/06/2021	33205020	21.40
AT7	16080001005	042	UT	CB	01/01/2021	306T3656	WC	FSJ4797	M	ALLEN CATHERINE	02/19/2021	10/06/2021	33205725	32.10
AT7	10540	042	UT	CB	01/01/2021	306T3656	WC	FSS4142	M	SMITH SETH W	04/15/2021	10/06/2021	33206283	21.40
AT7	15320023	042	UT	CB	01/01/2021	306T3656	WC	FSS8030	M	JOHNSON KAREN	05/14/2021	10/06/2021	33207226	107.00
AT7	16110211	042	UT	CB	01/01/2021	306T3656	WC	FSS8679	M	IVERSON DOUGLAS J	05/19/2021	10/06/2021	33207335	85.60
AT7	16690004	042	UT	CB	01/01/2021	306T3656	WC	FSS8764	M	CANDALOT KURT L	05/19/2021	10/06/2021	33207520	96.30
AT7	16110413	042	UT	CB	01/01/2021	306T3656	WC	FSS2261	E	LIRA ANTHONY J	04/15/2021	10/06/2021	33208268	95.00
AT7	16110413	042	UT	CB	01/01/2021	306T3656	WC	FSS2261	M	LIRA ANTHONY J	04/15/2021	10/06/2021	33208269	74.90
AT7	14740003	042	UT	CB	01/01/2021	306T3656	WC	FTA3397	M	OBRAY TANNER	06/11/2021	10/06/2021	33208469	10.70
AT7	14390002	042	UT	CB	01/01/2021	306T3656	WC	FTA4201	M	HADLOCK NICOLE	06/15/2021	10/06/2021	33208751	160.50
AT7	11030003	042	UT	CB	01/01/2021	306T3656	WC	FSJ9109	M	HARRIS ANDREW D	03/30/2021	10/06/2021	33209050	85.60
AT7	16690019	042	UT	CB	01/01/2021	306T3656	WC	FSJ9843	M	PERKINS GLENNARAE	04/02/2021	10/06/2021	33209276	21.40
AT7	14190017	042	UT	CB	01/01/2021	306T3656	WC	FTA8041	E	LIDDELL LISA	07/02/2021	10/06/2021	33209854	95.00
AT7	14190017	042	UT	CB	01/01/2021	306T3656	WC	FTA8041	M	LIDDELL LISA	07/02/2021	10/06/2021	33209855	21.40
AT7	13980015	042	UT	CB	01/01/2021	306T3656	WC	FTA9068	M	THOMPSON JODI	07/12/2021	10/06/2021	33210258	21.40
AT7	17080	042	UT	CB	01/01/2021	306T3656	WC	FTA3715	E	PARRISH GREG	06/03/2021	10/06/2021	33210775	95.00
AT7	10610005	042	UT	CB	01/01/2021	306T3656	WC	FSS6088	M	JACKSON BURKE A	04/22/2021	10/06/2021	33211145	32.10
AT7	14480007010	042	UT	CB	01/01/2021	306T3656	WC	FTA8379	E	VAN NOSDOL TY	06/08/2021	10/06/2021	33211146	130.00
AT7	14480007010	042	UT	CB	01/01/2021	306T3656	WC	FTA8379	M	VAN NOSDOL TY	06/08/2021	10/06/2021	33211147	171.20
AT7	14480007010	042	UT	CB	01/01/2021	306T3656	WC	FTA8379	E	VAN NOSDOL TY	06/08/2021	10/06/2021	33211148	2,955.00
AT7	16110000	042	UT	CB	01/01/2021	306T3656	WC	FSS1993	M	DAY DALLAS W	04/13/2021	10/06/2021	33211423	32.10
AT7	12960008	042	UT	CB	01/01/2021	306T3656	WC	FTK4420	M	OLESON PAUL	08/01/2021	10/06/2021	33212017	181.90
AT7	12230002007	042	UT	CB	01/01/2021	306T3656	WC	FTA0416	M	TESEN EDWARD	05/24/2021	10/06/2021	33212411	53.50
AT7	12480	042	UT	CB	01/01/2021	306T3656	WC	FTK5485	M	BREWER TRAEDYN	08/11/2021	10/06/2021	33212536	42.80
AT7	12360001	042	UT	CB	01/01/2021	306T3656	WC	FTK5938	E	GARCIA RODRIGO	08/12/2021	10/06/2021	33212652	130.00
AT7	12360001	042	UT	CB	01/01/2021	306T3656	WC	FTK5938	M	GARCIA RODRIGO	08/12/2021	10/06/2021	33212653	96.30
AT7	15320001	042	UT	CB	01/01/2021	306T3656	WC	FTK2892	M	RICHARDSON MICHAEL	07/08/2021	10/06/2021	33212882	117.70
AT7	14480007011	042	UT	CB	01/01/2021	306T3656	WC	FTK7049	M	SYKES JEAN J	08/18/2021	10/06/2021	33213165	30.00
AT7	14640019	042	UT	CB	01/01/2021	306T3656	WC	FTA9145	M	GOODE JOSHUA	07/11/2021	10/06/2021	33214290	96.30
AT7	14480011023	095	UT	CM	01/01/2021	306T3656	WC	FSS6142	M	O'BRIEN JIM	05/04/2021	10/06/2021	33215562	21.40
AT7	12940016	042	UT	CB	01/01/2021	306T3656	WC	FTQ0600	M	THOMPSON JAMES	08/06/2021	10/06/2021	33215694	107.00
AT7	16080001001	042	UT	CB	01/01/2021	306T3656	WC	FTQ1811	E	DeGering James	08/26/2021	10/06/2021	33215918	130.00

**CSS Worker's Compensation Disbursements
Oct 2021 - By Check Number**

Client Code	Organization Code	Adjusting Office	State	Claim Designator	Policy Effective Date	Policy Number	Line	Claim Number	Payment Type	Claimant Name	Loss Date	Charge Date	Check Number	Check Amount
AT7	16080001001	042	UT	CB	01/01/2021	306T3656	WC	FTQ1811	M	DeGering James	08/26/2021	10/06/2021	33215919	42.80
AT7	16080001001	042	UT	CB	01/01/2021	306T3656	WC	FTQ1800	M	LIVINGSTON TYLER	09/12/2021	10/06/2021	33216124	139.10
AT7	13160002	095	UT	CM	01/01/2021	306T3656	WC	FSS8436	M	SPENCER JOHN	05/18/2021	10/06/2021	33216492	160.50
AT7	14660002	042	UT	CB	01/01/2021	306T3656	WC	FTQ2955	M	WALKER TIFFANY M	09/17/2021	10/06/2021	33218033	53.50
AT7	15750	042	UT	CB	01/01/2007	306T3656	WC	CAU6403	M	NEWSOME PAUL	08/06/2007	10/13/2021	33218865	21.40
AT7	13660003	042	UT	CB	01/01/2015	306T3656	WC	E3W2365	M	CHUCHRAN JARED A	05/30/2015	10/13/2021	33220298	32.10
AT7	13660003	042	UT	CB	01/01/2019	306T3656	WC	FKV3457	M	DALTON DEREK	02/08/2019	10/13/2021	33220913	107.00
AT7	16080001005	042	UT	CB	01/01/2018	306T3656	WC	FHY9767	M	ROBINSON ZACH	11/01/2018	10/13/2021	33222232	64.20
AT7	11460	042	UT	CB	01/01/2020	306T3656	WC	FPD1532	M	HONE BRENT	02/11/2020	10/13/2021	33222702	32.10
AT7	15610015001	042	UT	CB	01/01/2020	306T3656	WC	FPZ2637	M	STONE CALLAN M	06/09/2020	10/13/2021	33223518	21.40
AT7	11690005	042	UT	CB	01/01/2020	306T3656	WC	FPR6237	M	GUNN KRISTI	05/05/2020	10/13/2021	33223719	96.30
AT7	16410	042	UT	CB	01/01/2020	306T3656	WC	FQM3702	M	MCDONALD CHAD	08/07/2020	10/13/2021	33224097	120.00
AT7	15610004	042	UT	CB	01/01/2020	306T3656	WC	FPZ6063	M	HUNTER JED W	06/30/2020	10/13/2021	33224418	32.10
AT7	15530004	042	UT	CB	01/01/2020	306T3656	WC	FQV6644	M	NYMAN JOANN	10/13/2020	10/13/2021	33225091	21.40
AT7	14680008	042	UT	CB	01/01/2020	306T3656	WC	FRP6047	E	DAVIS GLENN	11/30/2020	10/13/2021	33225979	130.00
AT7	14640024	042	UT	CB	01/01/2021	306T3656	WC	FRU7752	M	SABEY CHRIS C	02/03/2021	10/13/2021	33227536	85.60
AT7	13900	042	UT	CB	01/01/2021	306T3656	WC	FSJ3306	E	BERRYHILL LORRAIN	03/02/2021	10/13/2021	33227633	95.00
AT7	13900	042	UT	CB	01/01/2021	306T3656	WC	FSJ3306	M	BERRYHILL LORRAIN	03/02/2021	10/13/2021	33227634	139.10
AT7	16080001005	042	UT	CB	01/01/2021	306T3656	WC	FSJ4797	M	ALLEN CATHERINE	02/19/2021	10/13/2021	33228854	53.50
AT7	12690002	042	UT	CB	01/01/2021	306T3656	WC	FSS2485	M	MORROW JOSHUA	04/18/2021	10/13/2021	33229147	107.00
AT7	10540	042	UT	CB	01/01/2021	306T3656	WC	FSS4142	M	SMITH SETH W	04/15/2021	10/13/2021	33229398	21.40
AT7	15320023	042	UT	CB	01/01/2021	306T3656	WC	FSS8030	E	JOHNSON KAREN	05/14/2021	10/13/2021	33230320	95.00
AT7	15320023	042	UT	CB	01/01/2021	306T3656	WC	FSS8030	M	JOHNSON KAREN	05/14/2021	10/13/2021	33230321	75.00
AT7	15320023	042	UT	CB	01/01/2021	306T3656	WC	FSS8030	M	JOHNSON KAREN	05/14/2021	10/13/2021	33230322	149.80
AT7	16110211	042	UT	CB	01/01/2021	306T3656	WC	FSS8679	E	IVERSON DOUGLAS J	05/19/2021	10/13/2021	33230427	95.00
AT7	16110211	042	UT	CB	01/01/2021	306T3656	WC	FSS8679	M	IVERSON DOUGLAS J	05/19/2021	10/13/2021	33230428	85.60
AT7	16690004	042	UT	CB	01/01/2021	306T3656	WC	FSS8764	E	CANDALOT KURT L	05/19/2021	10/13/2021	33230627	130.00
AT7	16690004	042	UT	CB	01/01/2021	306T3656	WC	FSS8764	M	CANDALOT KURT L	05/19/2021	10/13/2021	33230628	53.50
AT7	14580010	042	UT	CB	01/01/2021	306T3656	WC	FSS1511	E	PUMMELL KEVIN	03/30/2021	10/13/2021	33230795	130.00
AT7	14580010	042	UT	CB	01/01/2021	306T3656	WC	FSS1511	M	PUMMELL KEVIN	03/30/2021	10/13/2021	33230796	267.50
AT7	11200004	042	UT	CB	01/01/2021	306T3656	WC	FTA0846	M	EVANS MATTHEW	06/01/2021	10/13/2021	33230998	21.40
AT7	14740003	042	UT	CB	01/01/2021	306T3656	WC	FTA3397	M	OBRAY TANNER	06/11/2021	10/13/2021	33231579	64.20
AT7	16690001	042	UT	CB	01/01/2021	306T3656	WC	FTA3450	M	BATEMAN MARY	06/11/2021	10/13/2021	33231609	10.70
AT7	14390002	042	UT	CB	01/01/2021	306T3656	WC	FTA4201	M	HADLOCK NICOLE	06/15/2021	10/13/2021	33231844	85.60
AT7	16690019	042	UT	CB	01/01/2021	306T3656	WC	FSJ9843	M	PERKINS GLENNARAE	04/02/2021	10/13/2021	33232341	117.70
AT7	15610015003	042	UT	CB	01/01/2021	306T3656	WC	FTA7023	M	ADAMS ZACHARY K	06/30/2021	10/13/2021	33232568	42.80

**CSS Worker's Compensation Disbursements
Oct 2021 - By Check Number**

Client Code	Organization Code	Adjusting Office	State	Claim Designator	Policy Effective Date	Policy Number	Line	Claim Number	Payment Type	Claimant Name	Loss Date	Charge Date	Check Number	Check Amount
AT7	15520	042	UT	CB	01/01/2021	306T3656	WC	FTA6034	M	HANNIFIN TIMOTHY	06/25/2021	10/13/2021	33232599	21.40
AT7	14190017	042	UT	CB	01/01/2021	306T3656	WC	FTA8041	E	LIDDELL LISA	07/02/2021	10/13/2021	33232915	95.00
AT7	13980015	042	UT	CB	01/01/2021	306T3656	WC	FTA9068	M	THOMPSON JODI	07/12/2021	10/13/2021	33233276	74.90
AT7	16110211	042	UT	CB	01/01/2021	306T3656	WC	FTK0277	M	GRACIA LIONEL R	07/16/2021	10/13/2021	33233601	139.10
AT7	17080	042	UT	CB	01/01/2021	306T3656	WC	FTA3715	M	PARRISH GREG	06/03/2021	10/13/2021	33233764	42.80
AT7	10610005	042	UT	CB	01/01/2021	306T3656	WC	FSS6088	M	JACKSON BURKE A	04/22/2021	10/13/2021	33234122	32.10
AT7	14480007010	042	UT	CB	01/01/2021	306T3656	WC	FTA8379	M	VAN NOSDOL TY	06/08/2021	10/13/2021	33234123	96.30
AT7	16110000	042	UT	CB	01/01/2021	306T3656	WC	FSS1993	M	DAY DALLAS W	04/13/2021	10/13/2021	33234390	32.10
AT7	12960008	042	UT	CB	01/01/2021	306T3656	WC	FTK4420	M	OLESON PAUL	08/01/2021	10/13/2021	33234923	85.60
AT7	12230002007	042	UT	CB	01/01/2021	306T3656	WC	FTA0416	M	TESEN EDWARD	05/24/2021	10/13/2021	33235252	117.70
AT7	12360001	042	UT	CB	01/01/2021	306T3656	WC	FTK5938	M	GARCIA RODRIGO	08/12/2021	10/13/2021	33235503	32.10
AT7	14480007011	042	UT	CB	01/01/2021	306T3656	WC	FTK7049	M	SYKES JEAN J	08/18/2021	10/13/2021	33235952	60.00
AT7	14640019	042	UT	CB	01/01/2021	306T3656	WC	FTA9145	M	GOODE JOSHUA	07/11/2021	10/13/2021	33237015	64.20
AT7	16080003001	042	UT	CB	01/01/2021	306T3656	WC	FTQ0606	M	JENSEN JEREMIAH	09/06/2021	10/13/2021	33237983	21.40
AT7	12940016	042	UT	CB	01/01/2021	306T3656	WC	FTQ0600	E	THOMPSON JAMES	08/06/2021	10/13/2021	33238294	130.00
AT7	12940016	042	UT	CB	01/01/2021	306T3656	WC	FTQ0600	M	THOMPSON JAMES	08/06/2021	10/13/2021	33238295	32.10
AT7	16080001001	042	UT	CB	01/01/2021	306T3656	WC	FTQ1811	M	DeGering James	08/26/2021	10/13/2021	33238504	21.40
AT7	13160002	042	UT	CB	01/01/2021	306T3656	WC	FSS8436	M	SPENCER JOHN	05/18/2021	10/13/2021	33238934	32.10
AT7	14660002	042	UT	CB	01/01/2021	306T3656	WC	FTQ2955	M	WALKER TIFFANY M	09/17/2021	10/13/2021	33240064	53.50
AT7	17530	042	UT	CB	01/01/2021	306T3656	WC	FTQ3731	M	JASON RBEARDEN	09/19/2021	10/13/2021	33240370	128.40
AT7	13750001	042	UT	CB	01/01/2021	306T3656	WC	FTA4299	E	KLEVEN ERIC	06/11/2021	10/13/2021	33241387	130.00
AT7	13750001	042	UT	CB	01/01/2021	306T3656	WC	FTA4299	M	KLEVEN ERIC	06/11/2021	10/13/2021	33241388	224.70
AT7	10640	042	UT	CB	01/01/2016	306T3656	WC	ESL7571	M	BATES LAURIE	01/19/2016	10/20/2021	33243118	53.50
AT7	13660003	042	UT	CB	01/01/2015	306T3656	WC	E3W2365	M	CHUCHRAN JARED A	05/30/2015	10/20/2021	33243812	42.80
AT7	13660003	042	UT	CB	01/01/2019	306T3656	WC	FKV3457	M	DALTON DEREK	02/08/2019	10/20/2021	33244359	42.80
AT7	16080001005	042	UT	CB	01/01/2018	306T3656	WC	FHY9767	M	ROBINSON ZACH	11/01/2018	10/20/2021	33245527	74.90
AT7	11460	042	UT	CB	01/01/2020	306T3656	WC	FPD1532	M	HONE BRENT	02/11/2020	10/20/2021	33245994	96.30
AT7	11690005	042	UT	CB	01/01/2020	306T3656	WC	FPR6237	M	GUNN KRISTI	05/05/2020	10/20/2021	33246953	128.40
AT7	15610004	042	UT	CB	01/01/2020	306T3656	WC	FPZ6063	M	HUNTER JED W	06/30/2020	10/20/2021	33247598	64.20
AT7	13160001	042	UT	CB	01/01/2020	306T3656	WC	FQV1705	M	BUTLER BRETT	09/10/2020	10/20/2021	33247836	21.40
AT7	15530004	042	UT	CB	01/01/2020	306T3656	WC	FQV6644	M	NYMAN JOANN	10/13/2020	10/20/2021	33248256	32.10
AT7	14680008	042	UT	CB	01/01/2020	306T3656	WC	FRP6047	M	DAVIS GLENN	11/30/2020	10/20/2021	33249100	42.80
AT7	12110002	042	UT	CB	01/01/2020	306T3656	WC	FQV6925	M	CROUSE AMBER	10/13/2020	10/20/2021	33249638	149.80
AT7	14640024	042	UT	CB	01/01/2021	306T3656	WC	FRU7752	E	SABEY CHRIS C	02/03/2021	10/20/2021	33250601	95.00
AT7	14640024	042	UT	CB	01/01/2021	306T3656	WC	FRU7752	M	SABEY CHRIS C	02/03/2021	10/20/2021	33250602	42.80
AT7	13900	042	UT	CB	01/01/2021	306T3656	WC	FSJ3306	M	BERRYHILL LORRAIN	03/02/2021	10/20/2021	33250679	21.40

**CSS Worker's Compensation Disbursements
Oct 2021 - By Check Number**

Client Code	Organization Code	Adjusting Office	State	Claim Designator	Policy Effective Date	Policy Number	Line	Claim Number	Payment Type	Claimant Name	Loss Date	Charge Date	Check Number	Check Amount
AT7	17310002	042	UT	CB	01/01/2020	306T3656	WC	FRP3300	M	HOBBS WILLIAM	11/13/2020	10/20/2021	33250764	53.50
AT7	14190012	042	UT	CB	01/01/2021	306T3656	WC	FRU6257	M	MILLER DARIN	01/12/2021	10/20/2021	33251641	10.70
AT7	16080001005	042	UT	CB	01/01/2021	306T3656	WC	FSJ4797	E	ALLEN CATHERINE	02/19/2021	10/20/2021	33251813	95.00
AT7	12690002	042	UT	CB	01/01/2021	306T3656	WC	FSS2485	E	MORROW JOSHUA	04/18/2021	10/20/2021	33252094	95.00
AT7	12690002	042	UT	CB	01/01/2021	306T3656	WC	FSS2485	M	MORROW JOSHUA	04/18/2021	10/20/2021	33252095	96.30
AT7	10540	042	UT	CB	01/01/2021	306T3656	WC	FSS4142	M	SMITH SETH W	04/15/2021	10/20/2021	33252326	21.40
AT7	15320023	042	UT	CB	01/01/2021	306T3656	WC	FSS8030	M	JOHNSON KAREN	05/14/2021	10/20/2021	33253197	42.80
AT7	16690004	042	UT	CB	01/01/2021	306T3656	WC	FSS8764	M	CANDALOT KURT L	05/19/2021	10/20/2021	33253460	42.80
AT7	11200004	042	UT	CB	01/01/2021	306T3656	WC	FTA0846	M	EVANS MATTHEW	06/01/2021	10/20/2021	33253811	64.20
AT7	13980007	042	UT	CB	01/01/2021	306T3656	WC	FSS5718	M	COATES JENNY	05/03/2021	10/20/2021	33253812	42.80
AT7	16110413	042	UT	CB	01/01/2021	306T3656	WC	FSS2261	M	LIRA ANTHONY J	04/15/2021	10/20/2021	33254162	74.90
AT7	16690001	042	UT	CB	01/01/2021	306T3656	WC	FTA3450	M	BATEMAN MARY	06/11/2021	10/20/2021	33254369	53.50
AT7	14390002	042	UT	CB	01/01/2021	306T3656	WC	FTA4201	M	HADLOCK NICOLE	06/15/2021	10/20/2021	33254614	32.10
AT7	15520	042	UT	CB	01/01/2021	306T3656	WC	FTA6034	M	HANNIFIN TIMOTHY	06/25/2021	10/20/2021	33255259	85.60
AT7	14190017	042	UT	CB	01/01/2021	306T3656	WC	FTA8041	M	LIDDELL LISA	07/02/2021	10/20/2021	33255537	10.70
AT7	13980015	042	UT	CB	01/01/2021	306T3656	WC	FTA9068	M	THOMPSON JODI	07/12/2021	10/20/2021	33255880	32.10
AT7	16110211	042	UT	CB	01/01/2021	306T3656	WC	FTK0277	E	GRACIA LIONEL R	07/16/2021	10/20/2021	33256185	130.00
AT7	16110211	042	UT	CB	01/01/2021	306T3656	WC	FTK0277	M	GRACIA LIONEL R	07/16/2021	10/20/2021	33256186	96.30
AT7	10610005	042	UT	CB	01/01/2021	306T3656	WC	FSS6088	M	JACKSON BURKE A	04/22/2021	10/20/2021	33256687	139.10
AT7	14480007010	042	UT	CB	01/01/2021	306T3656	WC	FTA8379	M	VAN NOSDOL TY	06/08/2021	10/20/2021	33256688	21.40
AT7	16110000	042	UT	CB	01/01/2021	306T3656	WC	FSS1993	M	DAY DALLAS W	04/13/2021	10/20/2021	33256938	21.40
AT7	12960008	042	UT	CB	01/01/2021	306T3656	WC	FTK4420	E	OLESON PAUL	08/01/2021	10/20/2021	33257441	95.00
AT7	12960008	042	UT	CB	01/01/2021	306T3656	WC	FTK4420	M	OLESON PAUL	08/01/2021	10/20/2021	33257442	30.00
AT7	12960008	042	UT	CB	01/01/2021	306T3656	WC	FTK4420	M	OLESON PAUL	08/01/2021	10/20/2021	33257443	117.70
AT7	12230002007	042	UT	CB	01/01/2021	306T3656	WC	FTA0416	E	TESEN EDWARD	05/24/2021	10/20/2021	33257779	130.00
AT7	12230002007	042	UT	CB	01/01/2021	306T3656	WC	FTA0416	M	TESEN EDWARD	05/24/2021	10/20/2021	33257780	85.60
AT7	12570	042	UT	CB	01/01/2021	306T3656	WC	FTK4709	M	ABBOTT KARL M	08/07/2021	10/20/2021	33257844	10.70
AT7	12480	042	UT	CB	01/01/2021	306T3656	WC	FTK5485	M	BREWER TRAE DYN	08/11/2021	10/20/2021	33257881	21.40
AT7	15320001	042	UT	CB	01/01/2021	306T3656	WC	FTK2892	M	RICHARDSON MICHAEL	07/08/2021	10/20/2021	33258177	21.40
AT7	14640019	042	UT	CB	01/01/2021	306T3656	WC	FTA9145	M	GOODE JOSHUA	07/11/2021	10/20/2021	33259361	21.40
AT7	16080003001	042	UT	CB	01/01/2021	306T3656	WC	FTQ0606	E	JENSEN JEREMIAH	09/06/2021	10/20/2021	33260240	130.00
AT7	16080003001	042	UT	CB	01/01/2021	306T3656	WC	FTQ0606	M	JENSEN JEREMIAH	09/06/2021	10/20/2021	33260241	32.10
AT7	12740	042	UT	CB	01/01/2021	306T3656	WC	FTK9769	E	AUSTIN JKIMBALL	08/31/2021	10/20/2021	33260370	1,150.00
AT7	12940016	042	UT	CB	01/01/2021	306T3656	WC	FTQ0600	M	THOMPSON JAMES	08/06/2021	10/20/2021	33260525	74.90
AT7	16080001001	042	UT	CB	01/01/2021	306T3656	WC	FTQ1811	M	DeGering James	08/26/2021	10/20/2021	33260696	64.20
AT7	16080001001	042	UT	CB	01/01/2021	306T3656	WC	FTQ1800	M	LIVINGSTON TYLER	09/12/2021	10/20/2021	33260830	64.20

**CSS Worker's Compensation Disbursements
Oct 2021 - By Check Number**

Client Code	Organization Code	Adjusting Office	State	Claim Designator	Policy Effective Date	Policy Number	Line	Claim Number	Payment Type	Claimant Name	Loss Date	Charge Date	Check Number	Check Amount
AT7	17530	042	UT	CB	01/01/2021	306T3656	WC	FTQ3731	M	JASON RBEARDEN	09/19/2021	10/20/2021	33262075	64.20
AT7	13750001	042	UT	CB	01/01/2021	306T3656	WC	FTA4299	M	KLEVEN ERIC	06/11/2021	10/20/2021	33262729	42.80
AT7	14480007010	095	UT	CM	01/01/2021	306T3656	WC	FTA9708	M	VANNOSDOL CORY	07/14/2021	10/20/2021	33264389	53.50
AT7	15750	042	UT	CB	01/01/2007	306T3656	WC	CAU6403	M	NEWSOME PAUL	08/06/2007	10/27/2021	33265225	21.40
AT7	13660003	042	UT	CB	01/01/2019	306T3656	WC	FKV3457	E	DALTON DEREK	02/08/2019	10/27/2021	33267137	130.00
AT7	13660003	042	UT	CB	01/01/2019	306T3656	WC	FKV3457	M	DALTON DEREK	02/08/2019	10/27/2021	33267138	42.80
AT7	16080001005	042	UT	CB	01/01/2018	306T3656	WC	FHY9767	M	ROBINSON ZACH	11/01/2018	10/27/2021	33268323	32.10
AT7	16080001005	042	UT	CB	01/01/2018	306T3656	WC	FHY9767	E	ROBINSON ZACH	11/01/2018	10/27/2021	33268324	2,955.00
AT7	11460	042	UT	CB	01/01/2020	306T3656	WC	FPD1532	E	HONE BRENT	02/11/2020	10/27/2021	33268770	130.00
AT7	11460	042	UT	CB	01/01/2020	306T3656	WC	FPD1532	M	HONE BRENT	02/11/2020	10/27/2021	33268771	42.80
AT7	15610015001	042	UT	CB	01/01/2020	306T3656	WC	FPZ2637	M	STONE CALLAN M	06/09/2020	10/27/2021	33269482	42.80
AT7	16110114	042	UT	CB	01/01/2020	306T3656	WC	FPZ2824	M	CHRISTENSEN BRETT	06/15/2020	10/27/2021	33269508	192.60
AT7	15610004	042	UT	CB	01/01/2020	306T3656	WC	FPZ6063	M	HUNTER JED W	06/30/2020	10/27/2021	33270277	74.90
AT7	13160001	042	UT	CB	01/01/2020	306T3656	WC	FQV1705	M	BUTLER BRETT	09/10/2020	10/27/2021	33270504	139.10
AT7	14640024	042	UT	CB	01/01/2021	306T3656	WC	FRU7752	M	SABEY CHRIS C	02/03/2021	10/27/2021	33273139	10.70
AT7	13900	042	UT	CB	01/01/2021	306T3656	WC	FSJ3306	M	BERRYHILL LORRAIN	03/02/2021	10/27/2021	33273211	32.10
AT7	17310002	042	UT	CB	01/01/2020	306T3656	WC	FRP3300	M	HOBBS WILLIAM	11/13/2020	10/27/2021	33273287	64.20
AT7	16110440	042	UT	CB	01/01/2021	306T3656	WC	FRU5506	M	ELLSWORTH MICHAEL	01/22/2021	10/27/2021	33273687	117.70
AT7	16080001005	042	UT	CB	01/01/2021	306T3656	WC	FSJ4797	M	ALLEN CATHERINE	02/19/2021	10/27/2021	33274278	42.80
AT7	12690002	042	UT	CB	01/01/2021	306T3656	WC	FSS2485	M	MORROW JOSHUA	04/18/2021	10/27/2021	33274563	64.20
AT7	15320023	042	UT	CB	01/01/2021	306T3656	WC	FSS8030	M	JOHNSON KAREN	05/14/2021	10/27/2021	33275622	32.10
AT7	16690004	042	UT	CB	01/01/2021	306T3656	WC	FSS8764	M	CANDALOT KURT L	05/19/2021	10/27/2021	33275873	21.40
AT7	14580010	042	UT	CB	01/01/2021	306T3656	WC	FSS1511	M	PUMMELL KEVIN	03/30/2021	10/27/2021	33276028	21.40
AT7	11200004	042	UT	CB	01/01/2021	306T3656	WC	FTA0846	M	EVANS MATTHEW	06/01/2021	10/27/2021	33276203	21.40
AT7	16110413	042	UT	CB	01/01/2021	306T3656	WC	FSS2261	M	LIRA ANTHONY J	04/15/2021	10/27/2021	33276529	42.80
AT7	14740003	042	UT	CB	01/01/2021	306T3656	WC	FTA3397	M	OBRAY TANNER	06/11/2021	10/27/2021	33276722	85.60
AT7	16690001	042	UT	CB	01/01/2021	306T3656	WC	FTA3450	M	BATEMAN MARY	06/11/2021	10/27/2021	33276749	74.90
AT7	14390002	042	UT	CB	01/01/2021	306T3656	WC	FTA4201	M	HADLOCK NICOLE	06/15/2021	10/27/2021	33276976	74.90
AT7	16690019	042	UT	CB	01/01/2021	306T3656	WC	FSJ9843	E	PERKINS GLENNARAE	04/02/2021	10/27/2021	33277404	130.00
AT7	16690019	042	UT	CB	01/01/2021	306T3656	WC	FSJ9843	M	PERKINS GLENNARAE	04/02/2021	10/27/2021	33277405	160.50
AT7	15610015003	042	UT	CB	01/01/2021	306T3656	WC	FTA7023	M	ADAMS ZACHARY K	06/30/2021	10/27/2021	33277591	107.00
AT7	14190017	042	UT	CB	01/01/2021	306T3656	WC	FTA8041	M	LIDDELL LISA	07/02/2021	10/27/2021	33277878	42.80
AT7	17080	042	UT	CB	01/01/2021	306T3656	WC	FTA3715	M	PARRISH GREG	06/03/2021	10/27/2021	33278605	85.60
AT7	12960008	042	UT	CB	01/01/2021	306T3656	WC	FTK4420	M	OLESON PAUL	08/01/2021	10/27/2021	33279548	32.10
AT7	12230002007	042	UT	CB	01/01/2021	306T3656	WC	FTA0416	M	TESEN EDWARD	05/24/2021	10/27/2021	33279844	85.60
AT7	12570	042	UT	CB	01/01/2021	306T3656	WC	FTK4709	M	ABBOTT KARL M	08/07/2021	10/27/2021	33279912	21.40

**CSS Worker's Compensation Disbursements
Oct 2021 - By Check Number**

Client Code	Organization Code	Adjusting Office	State	Claim Designator	Policy Effective Date	Policy Number	Line	Claim Number	Payment Type	Claimant Name	Loss Date	Charge Date	Check Number	Check Amount
AT7	15320001	042	UT	CB	01/01/2021	306T3656	WC	FTK2892	M	RICHARDSON MICHAEL	07/08/2021	10/27/2021	33280197	42.80
AT7	14480007011	042	UT	CB	01/01/2021	306T3656	WC	FTK7049	M	SYKES JEAN J	08/18/2021	10/27/2021	33280451	36.54
AT7	14480007011	042	UT	CB	01/01/2021	306T3656	WC	FTK7049	M	SYKES JEAN J	08/18/2021	10/27/2021	33280452	15.00
AT7	14480007011	042	UT	CB	01/01/2021	306T3656	WC	FTK7049	M	SYKES JEAN J	08/18/2021	10/27/2021	33280453	2,423.30
AT7	14640019	042	UT	CB	01/01/2021	306T3656	WC	FTA9145	M	GOODE JOSHUA	07/11/2021	10/27/2021	33281342	32.10
AT7	16080003001	042	UT	CB	01/01/2021	306T3656	WC	FTQ0606	M	JENSEN JEREMIAH	09/06/2021	10/27/2021	33282118	96.30
AT7	14480011023	042	UT	CB	01/01/2021	306T3656	WC	FSS6142	M	O'BRIEN JIM	05/04/2021	10/27/2021	33282295	85.60
AT7	16080001001	042	UT	CB	01/01/2021	306T3656	WC	FTQ1811	M	DeGering James	08/26/2021	10/27/2021	33282550	42.80
AT7	13160002	042	UT	CB	01/01/2021	306T3656	WC	FSS8436	M	SPENCER JOHN	05/18/2021	10/27/2021	33282877	64.20
AT7	13750001	042	UT	CB	01/01/2021	306T3656	WC	FTA4299	M	KLEVEN ERIC	06/11/2021	10/27/2021	33284360	96.30
AT7	14480007010	095	UT	CM	01/01/2021	306T3656	WC	FTA9708	E	VANNOSDOL CORY	07/14/2021	10/27/2021	33285557	130.00
AT7	14480007010	095	UT	CM	01/01/2021	306T3656	WC	FTA9708	M	VANNOSDOL CORY	07/14/2021	10/27/2021	33285558	256.80
AT7	17950	095	UT	CM	01/01/2021	306T3656	WC	FTK4591	E	WILSON JACKIE	07/26/2021	10/27/2021	33286129	130.00
AT7	17950	095	UT	CM	01/01/2021	306T3656	WC	FTK4591	M	WILSON JACKIE	07/26/2021	10/27/2021	33286130	449.40
AT7	11490022006	042	UT	CB	01/01/2021	306T3656	WC	FTK8302	E	JOHN MARSHALL	08/18/2021	10/27/2021	33286293	130.00
AT7	11490022006	042	UT	CB	01/01/2021	306T3656	WC	FTK8302	M	JOHN MARSHALL	08/18/2021	10/27/2021	33286294	288.90
AT7	11200004	042	UT	CB	01/01/2021	306T3656	WC	FTA0846	C	EVANS MATTHEW	06/01/2021	10/11/2021	67780107	(1,062.90)
AT7	14050001001	042	UT	CB	01/01/2021	306T3656	WC	FTA7813	M	CRNICH ANDY S	07/02/2021	10/07/2021	67787135	(233.43)
AT7	14660002	042	UT	CB	01/01/2021	306T3656	WC	FTQ2955	M	WALKER TIFFANY M	09/17/2021	10/01/2021	67788177	26.88
AT7	16080003001	042	UT	CB	01/01/2021	306T3656	WC	FTQ0606	E	JENSEN JEREMIAH	09/06/2021	10/01/2021	67788797	18.20
AT7	14480022030	042	UT	CB	01/01/2021	306T3656	WC	FSJ6711	M	RICHARDSON JOSEPH	03/16/2021	10/01/2021	67788810	110.00
AT7	16250030	042	UT	CB	01/01/2013	306T3656	WC	EXW4045	M	OLSON STEVEN	08/02/2013	10/01/2021	67788816	60.50
AT7	15320001	042	UT	CB	01/01/2021	306T3656	WC	FTK2892	E	RICHARDSON MICHAEL	07/08/2021	10/01/2021	67788819	37.72
AT7	15320023	042	UT	CB	01/01/2021	306T3656	WC	FSS8030	C	JOHNSON KAREN	05/14/2021	10/04/2021	67788882	738.00
AT7	16080001002	095	UT	CM	01/01/2021	306T3656	WC	FSJ7709	M	KRINKE JESSE	03/24/2021	10/04/2021	67789536	13.22
AT7	13580	042	UT	CB	01/01/2021	306T3656	WC	FRU2531	E	NAKAI RITA	01/05/2021	10/04/2021	67789545	19.23
AT7	10540	042	UT	CB	01/01/2021	306T3656	WC	FSS4142	C	SMITH SETH W	04/15/2021	10/05/2021	67789623	938.00
AT7	13980005	042	UT	CB	01/01/2021	306T3656	WC	FSS7255	C	THOMPSON THAD	04/10/2021	10/05/2021	67789624	451.28
AT7	15610004	042	UT	CB	01/01/2020	306T3656	WC	FPZ6063	E	HUNTER JED W	06/30/2020	10/05/2021	67790155	1,377.10
AT7	11490015	042	UT	CB	01/01/2019	306T3656	WC	FMX3174	C	CAMUNEZ DAVID	09/18/2019	10/06/2021	67790318	1,031.90
AT7	15610004	042	UT	CB	01/01/2020	306T3656	WC	FPZ6063	C	HUNTER JED W	06/30/2020	10/06/2021	67790319	454.00
AT7	13060002	095	UT	CM	01/01/2021	306T3656	WC	FTQ0221	M	GARRETT SAFLEY	09/01/2021	10/06/2021	67791213	95.68
AT7	14740003	042	UT	CB	01/01/2021	306T3656	WC	FTA3397	M	OBRAVY TANNER	06/11/2021	10/06/2021	67791477	192.00
AT7	12380	042	UT	CB	01/01/2009	306T3656	WC	A4J4807	M	BRADSHAW TOM G	07/13/2009	10/06/2021	67791510	346.44
AT7	13160001	042	UT	CB	01/01/2020	306T3656	WC	FQV1705	M	BUTLER BRETT	09/10/2020	10/06/2021	67791511	346.44
AT7	12230004019	095	UT	CM	01/01/2021	306T3656	WC	FSS0334	M	COPPIN DAVIS	04/04/2021	10/06/2021	67791784	40.57

**CSS Worker's Compensation Disbursements
Oct 2021 - By Check Number**

Client Code	Organization Code	Adjusting Office	State	Claim Designator	Policy Effective Date	Policy Number	Line	Claim Number	Payment Type	Claimant Name	Loss Date	Charge Date	Check Number	Check Amount
AT7	12230004019	095	UT	CM	01/01/2021	306T3656	WC	FSS0334	M	COPPIN DAVIS	04/04/2021	10/06/2021	67791785	49.23
AT7	14190014	042	UT	CB	01/01/2020	306T3656	WC	FPZ6313	M	MOOI ROXANNA W	06/17/2020	10/06/2021	67791826	100.22
AT7	14190014	042	UT	CB	01/01/2021	306T3656	WC	FTQ1899	M	ROXANNA MOOI	08/31/2021	10/06/2021	67791826	10.58
AT7	12210001	095	UT	CM	01/01/2021	306T3656	WC	FTQ1922	M	BAYLEN NISSE	08/03/2021	10/06/2021	67791876	130.29
AT7	16080003001	042	UT	CB	01/01/2021	306T3656	WC	FTQ0606	M	JENSEN JEREMIAH	09/06/2021	10/06/2021	67791905	249.76
AT7	16080001001	095	UT	CM	01/01/2021	306T3656	WC	FTQ2252	M	MIKE ALBEE	09/05/2021	10/06/2021	67791906	81.20
AT7	16080001001	042	UT	CB	01/01/2021	306T3656	WC	FSJ0221	M	LATHEN WESLEY	02/15/2021	10/06/2021	67791907	81.20
AT7	16080003004	095	UT	CM	01/01/2021	306T3656	WC	FTA8630	M	ROSS TODD	06/14/2021	10/06/2021	67791908	14.50
AT7	14640012	042	UT	CB	01/01/2021	306T3656	WC	FTA9932	M	SCOVIL AMARIA	07/12/2021	10/06/2021	67792096	123.30
AT7	13900	042	UT	CB	01/01/2021	306T3656	WC	FSJ3306	M	BERRYHILL LORRAIN	03/02/2021	10/06/2021	67792125	53,402.68
AT7	10480011	095	UT	CM	01/01/2021	306T3656	WC	FTQ3154	M	KELSY ADDLEY	09/18/2021	10/06/2021	67792126	23.52
AT7	14140001	095	UT	CM	01/01/2021	306T3656	WC	FTQ1680	M	GRANT HOLMAN	09/03/2021	10/06/2021	67792130	59.94
AT7	14480002	042	UT	CB	01/01/2020	306T3656	WC	FPZ9135	M	BUNCE CHERIE	07/13/2020	10/06/2021	67792161	304.05
AT7	16110211	042	UT	CB	01/01/2021	306T3656	WC	FTK0277	M	GRACIA LIONEL R	07/16/2021	10/06/2021	67792179	2,233.04
AT7	12960008	042	UT	CB	01/01/2021	306T3656	WC	FTK4420	M	OLESON PAUL	08/01/2021	10/06/2021	67792221	484.06
AT7	11110	042	UT	CB	01/01/1989	306T4813	WC	A4J7066	M	JENSEN MICHAEL	04/25/1989	10/06/2021	67792366	70.90
AT7	15610004	042	UT	CB	01/01/2020	306T3656	WC	FPZ6063	M	HUNTER JED W	06/30/2020	10/06/2021	67792382	35,826.99
AT7	13660003	095	UT	CM	01/01/2021	306T3656	WC	FTK9593	M	KAYLIE LAMBSON	08/25/2021	10/06/2021	67792383	686.15
AT7	12230004019	042	UT	CB	01/01/2021	306T3656	WC	FRU7894	M	COOK DARIN	02/03/2021	10/06/2021	67792387	555.75
AT7	17310002	042	UT	CB	01/01/2020	306T3656	WC	FRP3300	M	HOBBS WILLIAM	11/13/2020	10/06/2021	67792433	70.91
AT7	14050001001	042	UT	CB	01/01/2021	306T3656	WC	FSS5707	M	WILKINSON NICHOLA	05/04/2021	10/06/2021	67792434	2,995.86
AT7	10310002	042	UT	CB	01/01/2021	306T3656	WC	FTK7818	M	ALLRED LIESL K	08/20/2021	10/06/2021	67792478	86.85
AT7	13660003	042	UT	CB	01/01/2021	306T3656	WC	FTK9767	M	WEIGHT JENNIFER	08/27/2021	10/06/2021	67792478	115.80
AT7	14710	095	UT	CM	01/01/2021	306T3656	WC	FTQ3418	M	SCOTT RICKETTS	09/10/2021	10/06/2021	67792479	591.92
AT7	10310008	095	UT	CM	01/01/2021	306T3656	WC	FTQ4206	M	LARRY WZOLMAN	09/22/2021	10/06/2021	67792479	124.71
AT7	13660002004	095	UT	CM	01/01/2021	306T3656	WC	FTQ4241	M	MARTIN MORRIS	09/13/2021	10/06/2021	67792479	166.29
AT7	12960008	042	UT	CB	01/01/2021	306T3656	WC	FTK4420	M	OLESON PAUL	08/01/2021	10/06/2021	67792497	139.74
AT7	14480007011	042	UT	CB	01/01/2021	306T3656	WC	FSJ3387	M	NGUYEN LE	03/02/2021	10/06/2021	67792498	95.46
AT7	10540	042	UT	CB	01/01/2021	306T3656	WC	FSS4142	M	SMITH SETH W	04/15/2021	10/06/2021	67792498	647.65
AT7	15520	042	UT	CB	01/01/2021	306T3656	WC	FTA6034	M	HANNIFIN TIMOTHY	06/25/2021	10/06/2021	67792498	89.96
AT7	14480007011	042	UT	CB	01/01/2021	306T3656	WC	FTK7049	M	SYKES JEAN J	08/18/2021	10/06/2021	67792498	97.14
AT7	11200004	042	UT	CB	01/01/2021	306T3656	WC	FTA0846	M	EVANS MATTHEW	06/01/2021	10/06/2021	67792499	149.04
AT7	13580	042	UT	CB	01/01/2021	306T3656	WC	FRU2531	M	NAKAI RITA	01/05/2021	10/06/2021	67792500	70.91
AT7	14480007011	042	UT	CB	01/01/2021	306T3656	WC	FSJ3387	M	NGUYEN LE	03/02/2021	10/06/2021	67792501	117.45
AT7	14190014	042	UT	CB	01/01/2021	306T3656	WC	FTQ1899	M	ROXANNA MOOI	08/31/2021	10/06/2021	67792502	114.53
AT7	14190013	042	UT	CB	01/01/2020	306T3656	WC	FQV6752	M	MAGLEBY TIFFANY	09/23/2020	10/06/2021	67792503	351.80

**CSS Worker's Compensation Disbursements
Oct 2021 - By Check Number**

Client Code	Organization Code	Adjusting Office	State	Claim Designator	Policy Effective Date	Policy Number	Line	Claim Number	Payment Type	Claimant Name	Loss Date	Charge Date	Check Number	Check Amount
AT7	11560003	042	UT	CB	01/01/2021	306T3656	WC	FRU8588	M	CREEK KELSIE	02/05/2021	10/06/2021	67792503	70.91
AT7	12230002007	042	UT	CB	01/01/2021	306T3656	WC	FTA0416	M	TESEN EDWARD	05/24/2021	10/06/2021	67792505	163.38
AT7	11690005	042	UT	CB	01/01/2020	306T3656	WC	FPR6237	M	GUNN KRISTI	05/05/2020	10/06/2021	67792507	18.68
AT7	16080003004	095	UT	CM	01/01/2021	306T3656	WC	FTA4069	M	WHEELER HIRAM	05/23/2021	10/06/2021	67792508	59.92
AT7	13880	095	UT	CM	01/01/2021	306T3656	WC	FTK2761	M	SODERQUIST BLAKE	07/28/2021	10/06/2021	67792508	99.82
AT7	14480007012	095	UT	CM	01/01/2021	306T3656	WC	FTK5500	M	BRAMBLE MILDRED	08/11/2021	10/06/2021	67792508	27.50
AT7	15530004	042	UT	CB	01/01/2020	306T3656	WC	FQV6644	M	NYMAN JOANN	10/13/2020	10/06/2021	67792509	94.63
AT7	16140003	042	UT	CB	01/01/2021	306T3656	WC	FSS0753	M	NELSON JEREMY M	04/07/2021	10/06/2021	67792515	1,144.30
AT7	12360001	042	UT	CB	01/01/2021	306T3656	WC	FTK5938	M	GARCIA RODRIGO	08/12/2021	10/06/2021	67792516	2,201.46
AT7	16080001005	042	UT	CB	01/01/2018	306T3656	WC	FHY9767	M	ROBINSON ZACH	11/01/2018	10/06/2021	67792517	326.83
AT7	16080001005	042	UT	CB	01/01/2019	306T3656	WC	FKV5695	M	GARFIELD EARL	02/07/2019	10/06/2021	67792517	369.72
AT7	16080001003	042	UT	CB	01/01/2021	306T3656	WC	FTA1104	M	WEBB ADAM	05/24/2021	10/06/2021	67792517	299.04
AT7	16080001003	042	UT	CB	01/01/2021	306T3656	WC	FTK3625	M	O'HARRA GORDON	07/15/2021	10/06/2021	67792517	85.50
AT7	16080001001	042	UT	CB	01/01/2021	306T3656	WC	FTK5315	M	JOHNSON TODD	08/09/2021	10/06/2021	67792517	85.50
AT7	16080001002	042	UT	CB	01/01/2021	306T3656	WC	FTQ2341	M	WALKER GEOFFREY	08/24/2021	10/06/2021	67792517	85.50
AT7	16080003004	095	UT	CM	01/01/2021	306T3656	WC	FTA4069	M	WHEELER HIRAM	05/23/2021	10/06/2021	67792518	85.50
AT7	16080002005	095	UT	CM	01/01/2021	306T3656	WC	FTA4810	M	COOPER ROSS	06/07/2021	10/06/2021	67792518	85.50
AT7	16080003004	095	UT	CM	01/01/2021	306T3656	WC	FTA8630	M	ROSS TODD	06/14/2021	10/06/2021	67792518	1,054.72
AT7	16080001004	095	UT	CM	01/01/2021	306T3656	WC	FTQ0619	M	BRANDT ADAM	08/26/2021	10/06/2021	67792518	318.92
AT7	16080002003	095	UT	CM	01/01/2021	306T3656	WC	FTK9133	M	REXLEY FLORENDO	08/29/2021	10/06/2021	67792538	384.99
AT7	14640019	042	UT	CB	01/01/2021	306T3656	WC	FTA9145	M	GOODE JOSHUA	07/11/2021	10/06/2021	67792543	95.68
AT7	11640002	095	UT	CM	01/01/2021	306T3656	WC	FTA1405	M	ROGELIO CARBAJAL	05/27/2021	10/06/2021	67792544	649.81
AT7	10750007	042	UT	CB	01/01/2021	306T3656	WC	FTA8295	M	PETERSEN CHAD	07/07/2021	10/06/2021	67792546	169.68
AT7	13840005	095	UT	CM	01/01/2021	306T3656	WC	FTQ2488	M	ERIC TGARDNER	09/15/2021	10/06/2021	67792547	339.04
AT7	10610007	095	UT	CM	01/01/2021	306T3656	WC	FTK3256	M	CARLSON MICHAEL	07/28/2021	10/06/2021	67792548	66.56
AT7	15320001	095	UT	CM	01/01/2021	306T3656	WC	FTA5160	M	LUCAS BRANDON A	06/21/2021	10/06/2021	67792549	14.50
AT7	17870	095	UT	CM	01/01/2021	306T3656	WC	FSJ7845	M	ROCIO ESPITIA MAR	03/17/2021	10/06/2021	67792550	652.76
AT7	16690015	095	UT	CM	01/01/2021	306T3656	WC	FTK6388	M	EYRE JANALEE	07/07/2021	10/06/2021	67792552	88.62
AT7	12060	095	UT	CM	01/01/2021	306T3656	WC	FTQ4817	M	LARRY BCHILD	08/25/2021	10/06/2021	67792553	169.68
AT7	17310007	095	UT	CM	01/01/2021	306T3656	WC	FTK5959	M	LAPALE FETUUAHO J	08/12/2021	10/06/2021	67792554	118.16
AT7	11690007	095	UT	CM	01/01/2021	306T3656	WC	FTK8030	M	TIMOTHY KAITLYN	08/24/2021	10/06/2021	67792555	88.62
AT7	11690007	095	UT	CM	01/01/2021	306T3656	WC	FTK9936	M	ZIMMERMAN JOSEPH	09/01/2021	10/06/2021	67792555	88.62
AT7	13160002	095	UT	CM	01/01/2021	306T3656	WC	FSS8436	M	SPENCER JOHN	05/18/2021	10/06/2021	67792556	2,109.54
AT7	11830009	095	UT	CM	01/01/2021	306T3656	WC	FTA5618	M	HINCK TYRONE	06/22/2021	10/06/2021	67792557	880.31
AT7	11640002	095	UT	CM	01/01/2021	306T3656	WC	FTA1405	M	ROGELIO CARBAJAL	05/27/2021	10/06/2021	67792558	63.96
AT7	11830011	042	UT	CB	01/01/2017	306T3656	WC	E9A2052	C	COX STEVEN W	01/03/2017	10/06/2021	67792626	458.48

**CSS Worker's Compensation Disbursements
Oct 2021 - By Check Number**

Client Code	Organization Code	Adjusting Office	State	Claim Designator	Policy Effective Date	Policy Number	Line	Claim Number	Payment Type	Claimant Name	Loss Date	Charge Date	Check Number	Check Amount
AT7	14480007008	095	UT	CM	01/01/2021	306T3656	WC	FRU3436	M	ALDER STEVE	01/07/2021	10/07/2021	67792823	586.80
AT7	13870004	042	UT	CB	01/01/2016	306T3656	WC	E7W6516	M	LINDSAY SHERRIE	10/10/2016	10/07/2021	67793264	58.04
AT7	14190012	042	UT	CB	01/01/2021	306T3656	WC	FRU6257	M	MILLER DARIN	01/12/2021	10/07/2021	67793318	96.29
AT7	16110211	042	UT	CB	01/01/2021	306T3656	WC	FTK0277	C	GRACIA LIONEL R	07/16/2021	10/08/2021	67793385	2,006.00
AT7	11740	042	UT	CB	01/01/2019	306T3656	WC	FNR1570	E	HATHAWAY ANTHONY	12/30/2019	10/08/2021	67794027	651.62
AT7	13500004	042	UT	CB	01/01/2020	306T3656	WC	FNR4855	E	MAY ELAINE	01/13/2020	10/08/2021	67794027	891.88
AT7	15610020	042	UT	CB	01/01/2021	306T3656	WC	FTQ2648	E	MITCHELL GENTRY	09/01/2021	10/08/2021	67794063	7.50
AT7	11740	042	UT	CB	01/01/2019	306T3656	WC	FNR1570	E	HATHAWAY ANTHONY	12/30/2019	10/08/2021	67794093	17.20
AT7	12940016	042	UT	CB	01/01/2021	306T3656	WC	FTQ0600	E	THOMPSON JAMES	08/06/2021	10/08/2021	67794093	19.40
AT7	14480022034	042	UT	CB	01/01/2017	306T3656	WC	FAE5939	M	KOHLER TALON	07/08/2017	10/08/2021	67794109	163.20
AT7	13640004	042	UT	CB	01/01/2020	306T3656	WC	FPZ8038	M	RUNOLFSON GABRIEL	07/02/2020	10/11/2021	67794176	468.25
AT7	11770	042	UT	CB	01/01/2018	306T3656	WC	A3C1892	C	STEELE DENNIS	09/15/2018	10/12/2021	67795017	1,494.00
AT7	15530004	042	UT	CB	01/01/2020	306T3656	WC	FQV6644	C	NYMAN JOANN	10/13/2020	10/12/2021	67795021	1,000.00
AT7	12230002007	042	UT	CB	01/01/2021	306T3656	WC	FTA0416	C	TESEN EDWARD	05/24/2021	10/13/2021	67795780	365.70
AT7	11200004	042	UT	CB	01/01/2021	306T3656	WC	FTA0846	C	EVANS MATTHEW	06/01/2021	10/13/2021	67795781	1,062.90
AT7	15520	042	UT	CB	01/01/2021	306T3656	WC	FTA6034	C	HANNIFIN TIMOTHY	06/25/2021	10/13/2021	67795782	2,556.72
AT7	13980015	042	UT	CB	01/01/2021	306T3656	WC	FTA9068	C	THOMPSON JODI	07/12/2021	10/13/2021	67795783	252.15
AT7	11660007	095	UT	CM	01/01/2021	306T3656	WC	FTQ0985	M	SHAW CHRISTOPH	09/01/2021	10/13/2021	67796655	95.68
AT7	12160	042	UT	CB	01/01/2010	306T3656	WC	EMM9305	M	JOHNSON KELLY R	12/30/2010	10/13/2021	67796845	205.28
AT7	16110510	042	UT	CB	01/01/2017	306T3656	WC	FBG6523	M	HUMPHRIES JANAE	11/28/2017	10/13/2021	67796845	100.05
AT7	12570	042	UT	CB	01/01/2021	306T3656	WC	FTK4709	M	ABBOTT KARL M	08/07/2021	10/13/2021	67796901	68.25
AT7	14740003	042	UT	CB	01/01/2021	306T3656	WC	FTA3397	M	OBRAY TANNER	06/11/2021	10/13/2021	67796918	282.60
AT7	12380	042	UT	CB	01/01/2009	306T3656	WC	A4J4807	M	BRADSHAW TOM G	07/13/2009	10/13/2021	67796948	70.90
AT7	15320023	042	UT	CB	01/01/2021	306T3656	WC	FSS8030	M	JOHNSON KAREN	05/14/2021	10/13/2021	67796948	621.96
AT7	15320001	042	UT	CB	01/01/2021	306T3656	WC	FTK2892	M	RICHARDSON MICHAEL	07/08/2021	10/13/2021	67796948	336.45
AT7	15750004	095	UT	CM	01/01/2021	306T3656	WC	FTA5183	M	FORBES CODY J	06/18/2021	10/13/2021	67797288	105.23
AT7	17530	042	UT	CB	01/01/2021	306T3656	WC	FTQ3731	M	JASON RBEARDEN	09/19/2021	10/13/2021	67797291	133.38
AT7	14190017	042	UT	CB	01/01/2021	306T3656	WC	FTA8041	M	LIDDELL LISA	07/02/2021	10/13/2021	67797296	11.32
AT7	10610005	042	UT	CB	01/01/2021	306T3656	WC	FSS6088	M	JACKSON BURKE A	04/22/2021	10/13/2021	67797374	841.88
AT7	16080002001	042	UT	CB	01/01/2021	306T3656	WC	FTK0467	M	SNELSON NICOLE	05/04/2021	10/13/2021	67797375	81.20
AT7	16080001003	042	UT	CB	01/01/2021	306T3656	WC	FTQ0653	M	DOUGLAS HANNAY	08/12/2021	10/13/2021	67797375	81.20
AT7	16080001001	042	UT	CB	01/01/2021	306T3656	WC	FTQ1800	M	LIVINGSTON TYLER	09/12/2021	10/13/2021	67797375	124.88
AT7	16080001003	095	UT	CM	01/01/2021	306T3656	WC	FSS7468	M	DUTHIE DACE	05/03/2021	10/13/2021	67797376	162.40
AT7	16080001003	042	UT	CB	01/01/2021	306T3656	WC	FTQ0653	M	DOUGLAS HANNAY	08/12/2021	10/13/2021	67797377	37.44
AT7	13160002	095	UT	CM	01/01/2021	306T3656	WC	FTK2852	M	ARRON AINGE	07/29/2021	10/13/2021	67797381	513.92
AT7	12360003	095	UT	CM	01/01/2021	306T3656	WC	FTK1993	M	LOPEZ CINDY	07/26/2021	10/13/2021	67797401	531.70

**CSS Worker's Compensation Disbursements
Oct 2021 - By Check Number**

Client Code	Organization Code	Adjusting Office	State	Claim Designator	Policy Effective Date	Policy Number	Line	Claim Number	Payment Type	Claimant Name	Loss Date	Charge Date	Check Number	Check Amount
AT7	14140006	095	UT	CM	01/01/2021	306T3656	WC	FTQ1697	M	AMANDA MARRIOTT	09/09/2021	10/13/2021	67797590	1,186.20
AT7	10480011	095	UT	CM	01/01/2021	306T3656	WC	FTQ3154	M	ADDLEY KELSY	09/18/2021	10/13/2021	67797595	88.64
AT7	10750004	095	UT	CM	01/01/2021	306T3656	WC	FTQ4630	M	AARON MCKINLEY	09/22/2021	10/13/2021	67797625	1,249.98
AT7	10750004	095	UT	CM	01/01/2021	306T3656	WC	FTQ4632	M	JUSTIN GLOMMEN	09/22/2021	10/13/2021	67797625	1,249.98
AT7	14260001	042	UT	CB	01/01/2020	306T3656	WC	FRP3589	M	KITCH LINDA	11/17/2020	10/13/2021	67797662	70.91
AT7	12230004019	042	UT	CB	01/01/2021	306T3656	WC	FRU7894	M	COOK DARIN	02/03/2021	10/13/2021	67797819	444.60
AT7	17080	042	UT	CB	01/01/2021	306T3656	WC	FTA3715	M	PARRISH GREG	06/03/2021	10/13/2021	67797843	912.60
AT7	12230001005	095	UT	CM	01/01/2021	306T3656	WC	FTK8206	M	IAN BURNINGHAM	08/12/2021	10/13/2021	67797859	317.70
AT7	15750003	095	UT	CM	01/01/2021	306T3656	WC	FTQ0978	M	JED BPEACOCK	09/07/2021	10/13/2021	67797863	177.18
AT7	14140001	095	UT	CM	01/01/2021	306T3656	WC	FTQ1680	M	HOLMAN GRANT	09/03/2021	10/13/2021	67797863	175.11
AT7	12570	042	UT	CB	01/01/2021	306T3656	WC	FTK4709	M	ABBOTT KARL M	08/07/2021	10/13/2021	67797915	1,151.25
AT7	13410	095	UT	CM	01/01/2021	306T3656	WC	FTQ3429	M	NEAL STODDARD	09/17/2021	10/13/2021	67797929	816.42
AT7	10310008	095	UT	CM	01/01/2021	306T3656	WC	FTQ4206	M	ZOLMAN LARRY W	09/22/2021	10/13/2021	67797929	86.85
AT7	12590001	095	UT	CM	01/01/2021	306T3656	WC	FTQ6390	M	TREVON GREENWOOD	10/01/2021	10/13/2021	67797929	166.29
AT7	12960008	042	UT	CB	01/01/2021	306T3656	WC	FTK4420	M	OLESON PAUL	08/01/2021	10/13/2021	67797940	139.74
AT7	12650	095	UT	CM	01/01/2021	306T3656	WC	FTQ1423	M	CHRISTENSEN CHRIS	09/10/2021	10/13/2021	67797941	305.15
AT7	10640	042	UT	CB	01/01/2016	306T3656	WC	ESL7571	M	BATES LAURIE	01/19/2016	10/13/2021	67797942	99.73
AT7	16690004	042	UT	CB	01/01/2021	306T3656	WC	FSS8764	M	CANDALOT KURT L	05/19/2021	10/13/2021	67797942	709.61
AT7	16690001	042	UT	CB	01/01/2021	306T3656	WC	FTA3450	M	BATEMAN MARY	06/11/2021	10/13/2021	67797942	54.78
AT7	15520	042	UT	CB	01/01/2021	306T3656	WC	FTA6034	M	HANNIFIN TIMOTHY	06/25/2021	10/13/2021	67797942	98.71
AT7	13980015	042	UT	CB	01/01/2021	306T3656	WC	FTA9068	M	THOMPSON JODI	07/12/2021	10/13/2021	67797942	238.90
AT7	12570	042	UT	CB	01/01/2021	306T3656	WC	FTK4709	M	ABBOTT KARL M	08/07/2021	10/13/2021	67797943	57.56
AT7	13980005	042	UT	CB	01/01/2021	306T3656	WC	FSS7255	M	THOMPSON THAD	04/10/2021	10/13/2021	67797944	530.00
AT7	16110510	042	UT	CB	01/01/2021	306T3656	WC	FTK3182	M	OXENDINE DAVID E	07/30/2021	10/13/2021	67797945	105.93
AT7	11490022006	042	UT	CB	01/01/2021	306T3656	WC	FTK8302	M	JOHN MARSHALL	08/18/2021	10/13/2021	67797946	310.89
AT7	11520	095	UT	CM	01/01/2021	306T3656	WC	FTA2860	M	GREG TUCKER	06/04/2021	10/13/2021	67797947	112.25
AT7	11490022006	042	UT	CB	01/01/2021	306T3656	WC	FTK8302	M	JOHN MARSHALL	08/18/2021	10/13/2021	67797947	106.34
AT7	14050001001	042	UT	CB	01/01/2021	306T3656	WC	FTA7813	M	CRNICH ANDY S	07/02/2021	10/13/2021	67797948	1,904.00
AT7	11200004	042	UT	CB	01/01/2021	306T3656	WC	FTA0846	M	EVANS MATTHEW	06/01/2021	10/13/2021	67797949	149.04
AT7	13580	042	UT	CB	01/01/2021	306T3656	WC	FRU2531	M	NAKAI RITA	01/05/2021	10/13/2021	67797950	149.66
AT7	13980015	042	UT	CB	01/01/2021	306T3656	WC	FTA9068	M	THOMPSON JODI	07/12/2021	10/13/2021	67797953	41.27
AT7	17310002	095	UT	CM	01/01/2021	306T3656	WC	FTK8563	M	MAUMAU DAVID	08/24/2021	10/13/2021	67797954	56.20
AT7	13900	042	UT	CB	01/01/2021	306T3656	WC	FSJ3306	M	BERRYHILL LORRAIN	03/02/2021	10/13/2021	67797955	215.58
AT7	16080001001	042	UT	CB	01/01/2021	306T3656	WC	FSJ0221	M	LATHEN WESLEY	02/15/2021	10/13/2021	67797958	85.50
AT7	16080001005	042	UT	CB	01/01/2021	306T3656	WC	FSJ4797	M	ALLEN CATHERINE	02/19/2021	10/13/2021	67797958	463.44
AT7	16080001003	042	UT	CB	01/01/2021	306T3656	WC	FTK3625	M	O'HARRA GORDON	07/15/2021	10/13/2021	67797958	85.50

**CSS Worker's Compensation Disbursements
Oct 2021 - By Check Number**

Client Code	Organization Code	Adjusting Office	State	Claim Designator	Policy Effective Date	Policy Number	Line	Claim Number	Payment Type	Claimant Name	Loss Date	Charge Date	Check Number	Check Amount
AT7	16080001001	042	UT	CB	01/01/2021	306T3656	WC	FTK5315	M	JOHNSON TODD	08/09/2021	10/13/2021	67797958	139.65
AT7	16080001001	042	UT	CB	01/01/2021	306T3656	WC	FTQ1800	M	LIVINGSTON TYLER	09/12/2021	10/13/2021	67797958	85.50
AT7	16080001002	042	UT	CB	01/01/2021	306T3656	WC	FTQ2341	M	WALKER GEOFFREY	08/24/2021	10/13/2021	67797958	85.50
AT7	16080001001	042	UT	CB	01/01/2021	306T3656	WC	FSJ0221	M	LATHEN WESLEY	02/15/2021	10/13/2021	67797959	217.32
AT7	15320001	042	UT	CB	01/01/2021	306T3656	WC	FTK2892	E	RICHARDSON MICHAEL	07/08/2021	10/13/2021	67797974	34.65
AT7	10810001	042	UT	CB	01/01/2014	306T3656	WC	E0C0856	M	TERRY JEFFREY L	04/02/2014	10/13/2021	67797998	171.00
AT7	14480011019	042	UT	CB	01/01/2019	306T3656	WC	FKV1428	M	O'BRIEN JAMES W	01/08/2019	10/13/2021	67797998	116.00
AT7	13640004	042	UT	CB	01/01/2020	306T3656	WC	FPZ8038	M	RUNOLFSON GABRIEL	07/02/2020	10/13/2021	67797998	116.00
AT7	11030003	042	UT	CB	01/01/2021	306T3656	WC	FSJ9109	M	HARRIS ANDREW D	03/30/2021	10/13/2021	67797998	48.72
AT7	13980007	042	UT	CB	01/01/2021	306T3656	WC	FSS5718	M	COATES JENNY	05/03/2021	10/13/2021	67797998	143.52
AT7	16110211	042	UT	CB	01/01/2021	306T3656	WC	FSS8679	M	IVERSON DOUGLAS J	05/19/2021	10/13/2021	67797998	51.62
AT7	16080002005	042	UT	CB	01/01/2021	306T3656	WC	FTK2327	M	HODGES BENJAMIN	07/28/2021	10/13/2021	67797998	50.96
AT7	17870	095	UT	CM	01/01/2021	306T3656	WC	FSJ7845	M	ROCIO ESPITIA MAR	03/17/2021	10/13/2021	67797999	116.00
AT7	10610007	095	UT	CM	01/01/2021	306T3656	WC	FTK3256	M	CARLSON MICHAEL	07/28/2021	10/13/2021	67798000	116.00
AT7	15610015003	042	UT	CB	01/01/2021	306T3656	WC	FTK7667	M	MORALES JORGE A	08/20/2021	10/13/2021	67798001	88.62
AT7	15610015003	095	UT	CM	01/01/2021	306T3656	WC	FTQ2307	M	JARED TWARNER	09/14/2021	10/13/2021	67798002	127.26
AT7	14480011019	095	UT	CM	01/01/2021	306T3656	WC	FTQ3453	M	HILDA GARCIA	09/18/2021	10/13/2021	67798002	127.26
AT7	16110211	042	UT	CB	01/01/2021	306T3656	WC	FSS1197	M	PAINTER CODY B	03/24/2021	10/13/2021	67798003	127.26
AT7	16110000	042	UT	CB	01/01/2021	306T3656	WC	FSS1993	M	DAY DALLAS W	04/13/2021	10/13/2021	67798004	287.84
AT7	16110413	042	UT	CB	01/01/2021	306T3656	WC	FSS2261	M	LIRA ANTHONY J	04/15/2021	10/13/2021	67798004	118.16
AT7	13750001	042	UT	CB	01/01/2021	306T3656	WC	FTA4299	M	KLEVEN ERIC	06/11/2021	10/13/2021	67798005	88.62
AT7	11830009	095	UT	CM	01/01/2021	306T3656	WC	FTA5618	M	HINCK TYRONE	06/22/2021	10/13/2021	67798006	101.68
AT7	10750007	095	UT	CM	01/01/2021	306T3656	WC	FTQ3278	M	ARMANDO GUZMAN	09/16/2021	10/13/2021	67798007	127.26
AT7	14740003	095	UT	CM	01/01/2021	306T3656	WC	FSJ8220	M	PENMAN TRASE	03/22/2021	10/13/2021	67798008	118.16
AT7	16690015	095	UT	CM	01/01/2021	306T3656	WC	FTK6388	M	EYRE JANALEE	07/07/2021	10/13/2021	67798009	118.16
AT7	11690007	095	UT	CM	01/01/2021	306T3656	WC	FTK8030	M	TIMOTHY KAITLYN	08/24/2021	10/13/2021	67798010	88.62
AT7	16200	095	UT	CM	01/01/2021	306T3656	WC	FTQ2504	M	STEVE LANG	09/15/2021	10/13/2021	67798011	361.35
AT7	14500002	095	UT	CM	01/01/2021	306T3656	WC	FTQ3642	M	JASON LFERRY	09/21/2021	10/13/2021	67798012	241.15
AT7	15320005	042	UT	CB	01/01/2021	306T3656	WC	FTQ4263	M	BRAD BZILLES	09/23/2021	10/13/2021	67798014	403.61
AT7	17870	095	UT	CM	01/01/2021	306T3656	WC	FSJ7845	M	ROCIO ESPITIA MAR	03/17/2021	10/13/2021	67798015	216.17
AT7	15610015001	042	UT	CB	01/01/2020	306T3656	WC	FPZ2637	C	STONE CALLAN M	06/09/2020	10/14/2021	67798224	534.00
AT7	12480	042	UT	CB	01/01/2021	306T3656	WC	FTK5485	C	BREWER TRADYN	08/11/2021	10/14/2021	67798228	520.00
AT7	15320023	042	UT	CB	01/01/2021	306T3656	WC	FSS8030	C	JOHNSON KAREN	05/14/2021	10/18/2021	67799593	738.00
AT7	11640005	042	UT	CB	01/01/2012	306T3656	WC	ETX7968	E	HATCH MICHAEL J	07/06/2012	10/18/2021	67800138	80.00
AT7	13230004	042	UT	CB	01/01/2009	306T3656	WC	A4J5660	C	CRUMP DANNY R	07/21/2009	10/19/2021	67800261	1,209.80
AT7	10540	042	UT	CB	01/01/2021	306T3656	WC	FSS4142	C	SMITH SETH W	04/15/2021	10/19/2021	67800262	938.00

**CSS Worker's Compensation Disbursements
Oct 2021 - By Check Number**

Client Code	Organization Code	Adjusting Office	State	Claim Designator	Policy Effective Date	Policy Number	Line	Claim Number	Payment Type	Claimant Name	Loss Date	Charge Date	Check Number	Check Amount
AT7	11490015	042	UT	CB	01/01/2019	306T3656	WC	FMX3174	C	CAMUNEZ DAVID	09/18/2019	10/20/2021	67800995	1,031.90
AT7	15610004	042	UT	CB	01/01/2020	306T3656	WC	FPZ6063	C	HUNTER JED W	06/30/2020	10/20/2021	67800996	454.00
AT7	15520	042	UT	CB	01/01/2021	306T3656	WC	FTA6034	M	HANNIFIN TIMOTHY	06/25/2021	10/20/2021	67801129	244.38
AT7	13900	042	UT	CB	01/01/2021	306T3656	WC	FSJ3306	M	BERRYHILL LORRAIN	03/02/2021	10/20/2021	67802155	40.01
AT7	16110510	042	UT	CB	01/01/2017	306T3656	WC	FBG6523	M	HUMPHRIES JANA E	11/28/2017	10/20/2021	67802174	60.92
AT7	13900	042	UT	CB	01/01/2021	306T3656	WC	FSJ3306	M	BERRYHILL LORRAIN	03/02/2021	10/20/2021	67802223	819.26
AT7	14740003	042	UT	CB	01/01/2021	306T3656	WC	FTA3397	M	OBRAY TANNER	06/11/2021	10/20/2021	67802230	260.95
AT7	14050007	095	UT	CM	01/01/2021	306T3656	WC	FTK2147	M	OWEN MRUELLE	07/25/2021	10/20/2021	67802247	136.03
AT7	15320001	042	UT	CB	01/01/2021	306T3656	WC	FTK2892	M	RICHARDSON MICHA E	07/08/2021	10/20/2021	67802274	70.90
AT7	13160001	042	UT	CB	01/01/2020	306T3656	WC	FQV1705	M	BUTLER BRETT	09/10/2020	10/20/2021	67802275	102.82
AT7	14050001001	042	UT	CB	01/01/2021	306T3656	WC	FTA7813	M	CRNICH ANDY S	07/02/2021	10/20/2021	67802450	390.00
AT7	11450	042	UT	CB	01/01/2020	306T3656	WC	FPR7119	M	PHILLIPS JOHN	05/12/2020	10/20/2021	67802643	155.57
AT7	17080	042	UT	CB	01/01/2021	306T3656	WC	FTA3715	M	PARRISH GREG	06/03/2021	10/20/2021	67802663	81.20
AT7	16080003001	042	UT	CB	01/01/2021	306T3656	WC	FTQ0606	M	JENSEN JEREMIAH	09/06/2021	10/20/2021	67802663	124.88
AT7	16080001001	095	UT	CM	01/01/2021	306T3656	WC	FTQ2252	M	ALBEE MIKE	09/05/2021	10/20/2021	67802664	81.20
AT7	12360003	095	UT	CM	01/01/2021	306T3656	WC	FTK1993	M	LOPEZ CINDY	07/26/2021	10/20/2021	67802685	65.00
AT7	16690004	042	UT	CB	01/01/2021	306T3656	WC	FSS8764	M	CANDALOT KURT L	05/19/2021	10/20/2021	67802786	275.40
AT7	14480007011	042	UT	CB	01/01/2021	306T3656	WC	FSJ3387	E	NGUYEN LE	03/02/2021	10/20/2021	67802821	17.20
AT7	16140003	042	UT	CB	01/01/2021	306T3656	WC	FSJ6849	M	HAYES SARAH	03/18/2021	10/20/2021	67802871	6,177.73
AT7	10550	095	UT	CM	01/01/2021	306T3656	WC	FTQ5287	M	GARTH NLABRUM	09/29/2021	10/20/2021	67802875	181.85
AT7	14390002	042	UT	CB	01/01/2021	306T3656	WC	FTA4201	M	HADLOCK NICOLE	06/15/2021	10/20/2021	67802876	131.54
AT7	10810	042	UT	CB	01/01/2004	306T4813	WC	A4J2029	M	HANSGEN BRYAN	10/12/2004	10/20/2021	67803079	102.82
AT7	10810	042	UT	CB	01/01/1998	306T4813	WC	A4J7023	M	PATTERSON WILLIAM	09/25/1998	10/20/2021	67803079	102.82
AT7	12230004019	095	UT	CM	01/01/2021	306T3656	WC	FSS0334	M	COPPIN DAVIS	04/04/2021	10/20/2021	67803153	39.94
AT7	15320023	042	UT	CB	01/01/2021	306T3656	WC	FSS8030	M	JOHNSON KAREN	05/14/2021	10/20/2021	67803192	129.15
AT7	10310008	095	UT	CM	01/01/2021	306T3656	WC	FTQ4206	M	ZOLMAN LARRY W	09/22/2021	10/20/2021	67803208	86.85
AT7	12590001	095	UT	CM	01/01/2021	306T3656	WC	FTQ6390	M	TREVON GREENWOOD	10/01/2021	10/20/2021	67803208	115.80
AT7	12960008	042	UT	CB	01/01/2021	306T3656	WC	FTK4420	M	OLESON PAUL	08/01/2021	10/20/2021	67803218	92.00
AT7	14640024	042	UT	CB	01/01/2021	306T3656	WC	FRU7752	M	SABEY CHRIS C	02/03/2021	10/20/2021	67803219	88.74
AT7	13980005	042	UT	CB	01/01/2021	306T3656	WC	FSS7255	M	THOMPSON THAD	04/10/2021	10/20/2021	67803219	25.31
AT7	15520	042	UT	CB	01/01/2021	306T3656	WC	FTA6034	M	HANNIFIN TIMOTHY	06/25/2021	10/20/2021	67803219	88.05
AT7	13980015	042	UT	CB	01/01/2021	306T3656	WC	FTA9068	M	THOMPSON JODI	07/12/2021	10/20/2021	67803219	89.96
AT7	14480007011	042	UT	CB	01/01/2021	306T3656	WC	FTK7049	M	SYKES JEAN J	08/18/2021	10/20/2021	67803219	42.36
AT7	12960001	042	UT	CB	01/01/2021	306T3656	WC	FTK8865	M	GODFREY JEREMY	08/26/2021	10/20/2021	67803219	115.67
AT7	10610001	042	UT	CB	01/01/2021	306T3656	WC	FTQ4862	M	JENNIFER HANSEN	08/10/2021	10/20/2021	67803220	188.78
AT7	10610001	042	UT	CB	01/01/2021	306T3656	WC	FTQ4862	M	JENNIFER HANSEN	08/10/2021	10/20/2021	67803221	45.75

**CSS Worker's Compensation Disbursements
Oct 2021 - By Check Number**

Client Code	Organization Code	Adjusting Office	State	Claim Designator	Policy Effective Date	Policy Number	Line	Claim Number	Payment Type	Claimant Name	Loss Date	Charge Date	Check Number	Check Amount
AT7	13270	042	UT	CB	01/01/1997	306T4813	WC	A4J7068	M	KEEL DALE	07/09/1997	10/20/2021	67803222	70.91
AT7	14580010	042	UT	CB	01/01/2021	306T3656	WC	FSS1511	M	PUMMELL KEVIN	03/30/2021	10/20/2021	67803223	176.84
AT7	12650	095	UT	CM	01/01/2021	306T3656	WC	FTQ1423	M	CHRISTENSEN CHRIS	09/10/2021	10/20/2021	67803224	70.91
AT7	15610015001	095	UT	CM	01/01/2021	306T3656	WC	FTK9179	M	JULI EPULLMAN	08/28/2021	10/20/2021	67803225	158.18
AT7	11200004	042	UT	CB	01/01/2021	306T3656	WC	FTA0846	M	EVANS MATTHEW	06/01/2021	10/20/2021	67803226	74.52
AT7	10600	042	UT	CB	01/01/2020	306T3656	WC	FRU0892	M	JENSEN STEWART	12/29/2020	10/20/2021	67803227	1,484.36
AT7	15610004	042	UT	CB	01/01/2020	306T3656	WC	FPZ6063	M	HUNTER JED W	06/30/2020	10/20/2021	67803228	365.28
AT7	11560003	042	UT	CB	01/01/2021	306T3656	WC	FRU8588	M	CREEK KELSIE	02/05/2021	10/20/2021	67803229	1,057.05
AT7	12230002007	042	UT	CB	01/01/2021	306T3656	WC	FTA0416	M	TESEN EDWARD	05/24/2021	10/20/2021	67803230	871.43
AT7	14660002	095	UT	CM	01/01/2021	306T3656	WC	FTA5280	M	MELISSA THORNLEY	06/18/2021	10/20/2021	67803231	56.20
AT7	14480007011	042	UT	CB	01/01/2021	306T3656	WC	FTK7049	M	SYKES JEAN J	08/18/2021	10/20/2021	67803232	2,198.83
AT7	16080003001	042	UT	CB	01/01/2021	306T3656	WC	FTQ0606	M	JENSEN JEREMIAH	09/06/2021	10/20/2021	67803233	85.50
AT7	16080001003	095	UT	CM	01/01/2021	306T3656	WC	FSS7468	M	DUTHIE DACE	05/03/2021	10/20/2021	67803234	60.28
AT7	16080001003	042	UT	CB	01/01/2021	306T3656	WC	FTQ0653	M	DOUGLAS HANNAY	08/12/2021	10/20/2021	67803235	210.12
AT7	16080003002	042	UT	CB	01/01/2021	306T3656	WC	FTK6222	M	ELLIS CHET	07/07/2021	10/20/2021	67803236	1,911.80
AT7	13660003	042	UT	CB	01/01/2021	306T3656	WC	FSJ1480	M	WALDRON BRANDON	02/05/2021	10/20/2021	67803266	449.14
AT7	14480022040	042	UT	CB	01/01/2020	306T3656	WC	FQV3405	M	BAGLEY CHRIS	08/24/2020	10/20/2021	67803267	138.05
AT7	12110002	042	UT	CB	01/01/2020	306T3656	WC	FQV6925	M	CROUSE AMBER	10/13/2020	10/20/2021	67803267	116.00
AT7	14480007012	042	UT	CB	01/01/2020	306T3656	WC	FQV9028	M	ROBINSON ZAC	10/21/2020	10/20/2021	67803267	102.30
AT7	14680008	042	UT	CB	01/01/2020	306T3656	WC	FRP6047	M	DAVIS GLENN	11/30/2020	10/20/2021	67803267	116.00
AT7	16110211	042	UT	CB	01/01/2021	306T3656	WC	FSS8679	M	IVERSON DOUGLAS J	05/19/2021	10/20/2021	67803267	116.00
AT7	13890	042	UT	CB	01/01/2021	306T3656	WC	FTQ3580	M	FREDDY LLOERTSCHE	09/04/2021	10/20/2021	67803267	169.68
AT7	14480022030	095	UT	CM	01/01/2021	306T3656	WC	FTQ6355	M	JOBANY GARCIA	10/04/2021	10/20/2021	67803268	173.92
AT7	16690001	042	UT	CB	01/01/2021	306T3656	WC	FTA3450	M	BATEMAN MARY	06/11/2021	10/20/2021	67803269	500.00
AT7	12230002007	042	UT	CB	01/01/2021	306T3656	WC	FTA0416	M	TESEN EDWARD	05/24/2021	10/20/2021	67803271	111.36
AT7	17310002	042	UT	CB	01/01/2020	306T3656	WC	FRP3300	M	HOBBS WILLIAM	11/13/2020	10/20/2021	67803272	217.50
AT7	14480007010	095	UT	CM	01/01/2021	306T3656	WC	FTA9708	M	VANNOSDOL CORY	07/14/2021	10/20/2021	67803273	88.62
AT7	15610015003	095	UT	CM	01/01/2021	306T3656	WC	FTQ2307	M	JARED TWARNER	09/14/2021	10/20/2021	67803274	177.24
AT7	14480011019	095	UT	CM	01/01/2021	306T3656	WC	FTQ3453	M	HILDA GARCIA	09/18/2021	10/20/2021	67803274	177.24
AT7	16690009	095	UT	CM	01/01/2021	306T3656	WC	FTQ4048	M	AMANDA SUMSION	09/20/2021	10/20/2021	67803274	127.26
AT7	14480007011	095	UT	CM	01/01/2021	306T3656	WC	FTQ4626	M	TAMARA LAWRENCE	09/22/2021	10/20/2021	67803274	88.62
AT7	13890	042	UT	CB	01/01/2021	306T3656	WC	FTQ3580	M	FREDDY LLOERTSCHE	09/04/2021	10/20/2021	67803275	127.26
AT7	11830009	095	UT	CM	01/01/2021	306T3656	WC	FTA5618	M	HINCK TYRONE	06/22/2021	10/20/2021	67803276	247.16
AT7	10750005	095	UT	CM	01/01/2021	306T3656	WC	FTK0739	M	RODRIGUEZ ADDISON	07/20/2021	10/20/2021	67803277	37.96
AT7	10750007	095	UT	CM	01/01/2021	306T3656	WC	FTQ3278	M	ARMANDO GUZMAN	09/16/2021	10/20/2021	67803278	88.62
AT7	15320005	042	UT	CB	01/01/2021	306T3656	WC	FTQ4263	M	BRAD BZILLES	09/23/2021	10/20/2021	67803279	127.26

**CSS Worker's Compensation Disbursements
Oct 2021 - By Check Number**

Client Code	Organization Code	Adjusting Office	State	Claim Designator	Policy Effective Date	Policy Number	Line	Claim Number	Payment Type	Claimant Name	Loss Date	Charge Date	Check Number	Check Amount
AT7	14500002	095	UT	CM	01/01/2021	306T3656	WC	FTQ3642	M	JASON LFERRY	09/21/2021	10/20/2021	67803280	118.16
AT7	11030GLX	095	UT	CM	01/01/2021	306T3656	WC	FTQ3800	M	TARA FREEMAN	09/21/2021	10/20/2021	67803281	236.12
AT7	13020007	095	UT	CM	01/01/2021	306T3656	WC	FTQ4112	M	KASHEA LESTRADA	09/22/2021	10/20/2021	67803282	240.34
AT7	13030	042	UT	CB	01/01/2019	306T3656	WC	FLX7388	M	PLEDGER BARBARA	06/26/2019	10/20/2021	67803284	432.34
AT7	16690015	095	UT	CM	01/01/2021	306T3656	WC	FTK6388	M	EYRE JANALEE	07/07/2021	10/20/2021	67803285	1,034.01
AT7	14050001001	042	UT	CB	01/01/2021	306T3656	WC	FSS5707	M	WILKINSON NICHOLA	05/04/2021	10/20/2021	67803286	685.08
AT7	15750	042	UT	CB	01/01/2007	306T3656	WC	CAU6403	M	NEWSOME PAUL	08/06/2007	10/20/2021	67803287	288.24
AT7	13980005	042	UT	CB	01/01/2021	306T3656	WC	FSS7255	M	THOMPSON THAD	04/10/2021	10/20/2021	67803288	368.23
AT7	14680008	042	UT	CB	01/01/2017	306T3656	WC	E9A5947	M	DAVIS GLENN	02/16/2017	10/20/2021	67803290	961.56
AT7	16110440	042	UT	CB	01/01/2021	306T3656	WC	FRU5506	M	ELLSWORTH MICHAEL	01/22/2021	10/20/2021	67803290	731.09
AT7	16110211	042	UT	CB	01/01/2021	306T3656	WC	FSS8679	M	IVERSON DOUGLAS J	05/19/2021	10/20/2021	67803290	1,712.90
AT7	11830011	042	UT	CB	01/01/2017	306T3656	WC	E9A2052	C	COX STEVEN W	01/03/2017	10/20/2021	67803352	458.48
AT7	17310	042	UT	CB	01/01/2005	306T4813	WC	EZD4860	C	SHROPE LOUIS	02/17/2005	10/21/2021	67803466	753.93
AT7	10970	042	UT	CB	01/01/1987	306T4813	WC	A4J6803	C	IVIE GERRY	07/02/1987	10/22/2021	67804259	1,140.00
AT7	10540	042	UT	CB	01/01/2021	306T3656	WC	FSS4142	M	SMITH SETH W	04/15/2021	10/22/2021	67804265	672.00
AT7	16110211	042	UT	CB	01/01/2021	306T3656	WC	FTK0277	C	GRACIA LIONEL R	07/16/2021	10/22/2021	67804266	2,006.00
AT7	11770	042	UT	CB	01/01/2018	306T3656	WC	A3C1892	C	STEELE DENNIS	09/15/2018	10/26/2021	67805720	1,494.00
AT7	13660003	042	UT	CB	01/01/2015	306T3656	WC	E3W2365	M	CHUCHRAN JARED A	05/30/2015	10/26/2021	67805721	1,535.81
AT7	15530004	042	UT	CB	01/01/2020	306T3656	WC	FQV6644	C	NYMAN JOANN	10/13/2020	10/26/2021	67805723	1,000.00
AT7	14660001	042	UT	CB	01/01/2021	306T3656	WC	FTQ9257	M	JUSTIN COLE	10/19/2021	10/26/2021	67805726	9.35
AT7	14480022030	042	UT	CB	01/01/2021	306T3656	WC	FSJ6711	M	RICHARDSON JOSEPH	03/16/2021	10/26/2021	67806340	330.00
AT7	11460	042	UT	CB	01/01/2020	306T3656	WC	FPD1532	C	HONE BRENT	02/11/2020	10/27/2021	67806418	1,920.00
AT7	13750001	042	UT	CB	01/01/2021	306T3656	WC	FTA4299	C	KLEVEN ERIC	06/11/2021	10/27/2021	67806421	272.56
AT7	14480007010	095	UT	CM	01/01/2021	306T3656	WC	FTA9708	C	VANNOSDOL CORY	07/14/2021	10/27/2021	67806422	113.71
AT7	14740003	042	UT	CB	01/01/2021	306T3656	WC	FTA3397	M	OBRAY TANNER	06/11/2021	10/27/2021	67807392	192.00
AT7	11860	042	UT	CB	01/01/2011	306T3656	WC	EPU2290	M	WOOD SAMUEL J	06/16/2011	10/27/2021	67807420	105.23
AT7	13900	042	UT	CB	01/01/2021	306T3656	WC	FSJ3306	M	BERRYHILL LORRAIN	03/02/2021	10/27/2021	67807731	1,589.06
AT7	16080001001	095	UT	CM	01/01/2021	306T3656	WC	FTQ2252	M	ALBEE MIKE	09/05/2021	10/27/2021	67807801	309.81
AT7	16080001001	042	UT	CB	01/01/2021	306T3656	WC	FTQ1800	M	LIVINGSTON TYLER	09/12/2021	10/27/2021	67807810	81.20
AT7	16080001003	042	UT	CB	01/01/2020	306T3656	WC	FQV7942	M	MORLEY ROBERT	08/22/2020	10/27/2021	67807811	185.25
AT7	16080001005	042	UT	CB	01/01/2021	306T3656	WC	FSJ4797	M	ALLEN CATHERINE	02/19/2021	10/27/2021	67807811	81.20
AT7	12360003	095	UT	CM	01/01/2021	306T3656	WC	FTK1993	M	LOPEZ CINDY	07/26/2021	10/27/2021	67807825	65.00
AT7	16080001003	095	UT	CM	01/01/2021	306T3656	WC	FTQ3243	M	KALUB LEWIS	07/01/2021	10/27/2021	67807998	2,061.81
AT7	11620	095	UT	CM	01/01/2021	306T3656	WC	FSS3374	M	JEFFREY EDMINSTER	04/21/2021	10/27/2021	67807999	1,572.10
AT7	14580010	042	UT	CB	01/01/2021	306T3656	WC	FSS1511	M	PUMMELL KEVIN	03/30/2021	10/27/2021	67808004	2,265.70
AT7	10480011	095	UT	CM	01/01/2021	306T3656	WC	FTQ3154	M	ADDLEY KELSY	09/18/2021	10/27/2021	67808005	88.64

**CSS Worker's Compensation Disbursements
Oct 2021 - By Check Number**

Client Code	Organization Code	Adjusting Office	State	Claim Designator	Policy Effective Date	Policy Number	Line	Claim Number	Payment Type	Claimant Name	Loss Date	Charge Date	Check Number	Check Amount
AT7	12230004019	042	UT	CB	01/01/2021	306T3656	WC	FRU7894	M	COOK DARIN	02/03/2021	10/27/2021	67808228	111.15
AT7	14250	042	UT	CB	01/01/2021	306T3656	WC	FTK9491	M	KENDALL PARK	08/27/2021	10/27/2021	67808266	127.26
AT7	12360003	095	UT	CM	01/01/2021	306T3656	WC	FTK1993	M	LOPEZ CINDY	07/26/2021	10/27/2021	67808276	129.46
AT7	17950	095	UT	CM	01/01/2021	306T3656	WC	FTK4591	M	WILSON JACKIE	07/26/2021	10/27/2021	67808277	337.73
AT7	10310008	095	UT	CM	01/01/2021	306T3656	WC	FTQ4206	M	ZOLMAN LARRY W	09/22/2021	10/27/2021	67808323	183.50
AT7	12670	095	UT	CM	01/01/2021	306T3656	WC	FTQ6042	M	DALTON ROTH	10/04/2021	10/27/2021	67808323	653.97
AT7	16110114	042	UT	CB	01/01/2020	306T3656	WC	FPZ2824	M	CHRISTENSEN BRETT	06/15/2020	10/27/2021	67808329	131.70
AT7	16110211	042	UT	CB	01/01/2020	306T3656	WC	FQV6956	M	SPRAGG CURTIS A	10/13/2020	10/27/2021	67808329	197.97
AT7	16110211	042	UT	CB	01/01/2021	306T3656	WC	FTK0277	M	GRACIA LIONEL R	07/16/2021	10/27/2021	67808329	158.76
AT7	12960008	042	UT	CB	01/01/2021	306T3656	WC	FTK4420	M	OLESON PAUL	08/01/2021	10/27/2021	67808331	44,776.86
AT7	14930003	095	UT	CM	01/01/2021	306T3656	WC	FSJ7477	M	TIMOTHY TRAVIS	03/20/2021	10/27/2021	67808332	3,978.59
AT7	14580010	042	UT	CB	01/01/2021	306T3656	WC	FSS1511	M	PUMMELL KEVIN	03/30/2021	10/27/2021	67808333	163.38
AT7	12690002	042	UT	CB	01/01/2021	306T3656	WC	FSS2485	M	MORROW JOSHUA	04/18/2021	10/27/2021	67808334	395.68
AT7	12690002	042	UT	CB	01/01/2021	306T3656	WC	FSS2485	M	MORROW JOSHUA	04/18/2021	10/27/2021	67808335	7,481.96
AT7	12690002	042	UT	CB	01/01/2021	306T3656	WC	FSS2485	M	MORROW JOSHUA	04/18/2021	10/27/2021	67808336	105.23
AT7	14580	042	UT	CB	01/01/1990	306T4813	WC	A4J7033	M	OAKS EDWIN	08/08/1990	10/27/2021	67808337	70.91
AT7	14390006	095	UT	CM	01/01/2020	306T3656	WC	FRU1372	M	MCLEAN JEFF	12/29/2020	10/27/2021	67808337	70.91
AT7	14390002	042	UT	CB	01/01/2021	306T3656	WC	FTA4201	M	HADLOCK NICOLE	06/15/2021	10/27/2021	67808337	70.91
AT7	14390002	095	UT	CM	01/01/2021	306T3656	WC	FTK0708	M	ISAAC WESTON	07/15/2021	10/27/2021	67808338	163.21
AT7	13980015	042	UT	CB	01/01/2021	306T3656	WC	FTA9068	M	THOMPSON JODI	07/12/2021	10/27/2021	67808339	777.76
AT7	16110000	042	UT	CB	01/01/2021	306T3656	WC	FSS1993	M	DAY DALLAS W	04/13/2021	10/27/2021	67808340	1,055.15
AT7	11200004	042	UT	CB	01/01/2021	306T3656	WC	FTA0846	M	EVANS MATTHEW	06/01/2021	10/27/2021	67808341	74.52
AT7	13580	042	UT	CB	01/01/2021	306T3656	WC	FRU2531	M	NAKAI RITA	01/05/2021	10/27/2021	67808342	75.86
AT7	15610004	042	UT	CB	01/01/2020	306T3656	WC	FPZ6063	M	HUNTER JED W	06/30/2020	10/27/2021	67808343	145.83
AT7	12960008	042	UT	CB	01/01/2021	306T3656	WC	FTK4420	M	OLESON PAUL	08/01/2021	10/27/2021	67808344	328.64
AT7	14140006	095	UT	CM	01/01/2021	306T3656	WC	FTQ1697	M	AMANDA MARRIOTT	09/09/2021	10/27/2021	67808345	188.24
AT7	14190013	042	UT	CB	01/01/2020	306T3656	WC	FQV6752	M	MAGLEBY TIFFANY	09/23/2020	10/27/2021	67808346	351.80
AT7	17950	095	UT	CM	01/01/2021	306T3656	WC	FTK4591	M	WILSON JACKIE	07/26/2021	10/27/2021	67808346	105.23
AT7	15530004	042	UT	CB	01/01/2020	306T3656	WC	FQV6644	M	NYMAN JOANN	10/13/2020	10/27/2021	67808348	70.91
AT7	12230004019	042	UT	CB	01/01/2021	306T3656	WC	FRU7894	M	COOK DARIN	02/03/2021	10/27/2021	67808348	70.91
AT7	16110500	095	UT	CM	01/01/2021	306T3656	WC	FTK0541	M	SEGMILLER MARY E	07/16/2021	10/27/2021	67808349	59.92
AT7	11690007	095	UT	CM	01/01/2021	306T3656	WC	FTK9936	M	ZIMMERMAN JOSEPH	09/01/2021	10/27/2021	67808349	8.90
AT7	15530004	042	UT	CB	01/01/2020	306T3656	WC	FQV6644	M	NYMAN JOANN	10/13/2020	10/27/2021	67808350	99.90
AT7	16080002001	042	UT	CB	01/01/2020	306T3656	WC	FQM4001	M	SNELSON NICOLE	08/11/2020	10/27/2021	67808355	85.50
AT7	16080001005	042	UT	CB	01/01/2021	306T3656	WC	FSJ4797	M	ALLEN CATHERINE	02/19/2021	10/27/2021	67808355	85.50
AT7	16080003001	042	UT	CB	01/01/2021	306T3656	WC	FTQ0606	M	JENSEN JEREMIAH	09/06/2021	10/27/2021	67808355	85.50

**CSS Worker's Compensation Disbursements
Oct 2021 - By Check Number**

Client Code	Organization Code	Adjusting Office	State	Claim Designator	Policy Effective Date	Policy Number	Line	Claim Number	Payment Type	Claimant Name	Loss Date	Charge Date	Check Number	Check Amount
AT7	16080001003	095	UT	CM	01/01/2021	306T3656	WC	FTA9307	M	STEPHENS BANNING	07/13/2021	10/27/2021	67808356	97.61
AT7	16080001001	095	UT	CM	01/01/2021	306T3656	WC	FTQ2252	M	ALBEE MIKE	09/05/2021	10/27/2021	67808356	85.50
AT7	13200008	042	UT	CB	01/01/2021	306T3656	WC	FTK7253	M	PAUL FLAIG	08/19/2021	10/27/2021	67808357	2,022.50
AT7	16110510	042	UT	CB	01/01/2017	306T3656	WC	FBG6523	M	HUMPHRIES JANA E	11/28/2017	10/27/2021	67808358	36.29
AT7	14640020	095	UT	CM	01/01/2021	306T3656	WC	FSJ9526	M	BRIAN GARDNER	04/02/2021	10/27/2021	67808379	390.30
AT7	13660003	042	UT	CB	01/01/2021	306T3656	WC	FSJ1480	M	WALDRON BRANDON	02/05/2021	10/27/2021	67808380	49.92
AT7	16110211	042	UT	CB	01/01/2021	306T3656	WC	FSS8679	M	IVERSON DOUGLAS J	05/19/2021	10/27/2021	67808380	31.76
AT7	12600004	042	UT	CB	01/01/2021	306T3656	WC	FSS9274	M	WARD SHANE E	05/22/2021	10/27/2021	67808380	35.96
AT7	14480022030	095	UT	CM	01/01/2021	306T3656	WC	FTQ7597	M	CECILIA ZAMBRANO	09/20/2021	10/27/2021	67808381	164.14
AT7	17530	042	UT	CB	01/01/2021	306T3656	WC	FTQ3731	M	JASON RBEARDEN	09/19/2021	10/27/2021	67808382	28.42
AT7	17310002	042	UT	CB	01/01/2020	306T3656	WC	FRP3300	M	HOBBS WILLIAM	11/13/2020	10/27/2021	67808383	174.00
AT7	14480011019	095	UT	CM	01/01/2021	306T3656	WC	FTQ3453	M	HILDA GARCIA	09/18/2021	10/27/2021	67808384	88.62
AT7	10750007	095	UT	CM	01/01/2021	306T3656	WC	FTQ3278	M	ARMANDO GUZMAN	09/16/2021	10/27/2021	67808385	118.16
AT7	11560003	095	UT	CM	01/01/2021	306T3656	WC	FTQ3834	M	CORY COOPER	09/22/2021	10/27/2021	67808386	177.18
AT7	12460001	095	UT	CM	01/01/2021	306T3656	WC	FTQ4589	M	ROBBIN FORSYTH	09/22/2021	10/27/2021	67808386	257.71
AT7	11690012	095	UT	CM	01/01/2021	306T3656	WC	FTQ5470	M	KOLBY BRKLACICH	09/30/2021	10/27/2021	67808386	102.56
AT7	14050001003	042	UT	CB	01/01/2021	306T3656	WC	FSS1519	M	DELANO CASEY	04/12/2021	10/27/2021	67808387	2,052.02
AT7	14050001003	042	UT	CB	01/01/2021	306T3656	WC	FSS1519	M	DELANO CASEY	04/12/2021	10/27/2021	67808388	175.76
AT7	14640020	095	UT	CM	01/01/2021	306T3656	WC	FSJ9526	M	BRIAN GARDNER	04/02/2021	10/27/2021	67808389	63.96
AT7	11740	042	UT	CB	01/01/1999	306T4813	WC	A4J8127	C	DALLEY RAWLAND	05/28/1999	10/27/2021	67808440	908.00
AT7	15610015001	042	UT	CB	01/01/2020	306T3656	WC	FPZ2637	C	STONE CALLAN M	06/09/2020	10/28/2021	67808572	534.00
AT7	12480	042	UT	CB	01/01/2021	306T3656	WC	FTK5485	C	BREWER TRAEDYN	08/11/2021	10/28/2021	67808574	520.00
AT7	13160002	042	UT	CB	01/01/2021	306T3656	WC	FSS8436	E	SPENCER JOHN	05/18/2021	10/29/2021	67810023	89.10
AT7	12310	042	UT	CB	01/01/2011	306T3656	WC	ENP4640	M	NEDESKY DAVID	03/23/2011	10/13/2021	92392056	(28.50)
AT7	13500003	042	UT	CB	01/01/2020	306T3656	WC	FQM1044	C	CARDENAS CARMEN	07/22/2020	10/22/2021	92392956	(1,872.00)
Total													1105	\$ 351,949.73

**Vision Disbursements by Check Amount
Oct 2021**

Check#	Date	Payee	Amount
11081	10/15/2021	GARY L HATCH	308.00
11070	10/1/2021	JEFFREY M GINES	284.00
11072	10/1/2021	MICHAEL STAGG	282.00
11074	10/1/2021	TIMOTHY E MUNDEN	262.99
11075	10/1/2021	JILL MURPHY	200.00
11084	10/15/2021	SHANE S HANSEN	152.00
11082	10/15/2021	KAMELA PERKINS	152.00
11080	10/15/2021	ROBERT E MCMAIN	152.00
11078	10/15/2021	SHANNON A WIMMER	152.00
11066	10/1/2021	MARK D KELLY	152.00
11065	10/1/2021	MARK D KELLY	152.00
11064	10/1/2021	CORY S MADSEN	152.00
11057	10/1/2021	KACIE A CRUZ	152.00
11056	10/1/2021	KACIE A CRUZ	152.00
11055	10/1/2021	MYRON LEE	152.00
11058	10/1/2021	KYLE W LAWS	151.98
11060	10/1/2021	KYLE W LAWS	146.00
11083	10/15/2021	DAVID A WOODCOCK	120.00
11054	10/1/2021	LIANA DAWN BISHOP	110.00
11053	10/1/2021	LIANA DAWN BISHOP	110.00
11069	10/1/2021	KAYLENE C YOUNG	92.00
11059	10/1/2021	KYLE W LAWS	70.01
11071	10/1/2021	MARK R KATTER	60.01
11068	10/1/2021	WAHID A SUJUDI	60.00
11067	10/1/2021	WAHID A SUJUDI	60.00
11061	10/1/2021	KYLE W LAWS	50.57
11063	10/1/2021	WAHID A SUJUDI	50.00
11079	10/15/2021	SHANNON A WIMMER	42.00
11077	10/15/2021	SHANNON A WIMMER	42.00
11076	10/15/2021	SHANNON A WIMMER	42.00
11073	10/1/2021	CHERI L WAWRZYNIAK	42.00
11062	10/1/2021	KYLE W LAWS	42.00
Total	32		4,147.56

**Vision Disbursements by Check Number
Oct 2021**

Check#	Date	Payee	Amount
11053	10/1/2021	LIANA DAWN BISHOP	110.00
11054	10/1/2021	LIANA DAWN BISHOP	110.00
11055	10/1/2021	MYRON LEE	152.00
11056	10/1/2021	KACIE A CRUZ	152.00
11057	10/1/2021	KACIE A CRUZ	152.00
11058	10/1/2021	KYLE W LAWS	151.98
11059	10/1/2021	KYLE W LAWS	70.01
11060	10/1/2021	KYLE W LAWS	146.00
11061	10/1/2021	KYLE W LAWS	50.57
11062	10/1/2021	KYLE W LAWS	42.00
11063	10/1/2021	WAHID A SUJUDI	50.00
11064	10/1/2021	CORY S MADSEN	152.00
11065	10/1/2021	MARK D KELLY	152.00
11066	10/1/2021	MARK D KELLY	152.00
11067	10/1/2021	WAHID A SUJUDI	60.00
11068	10/1/2021	WAHID A SUJUDI	60.00
11069	10/1/2021	KAYLENE C YOUNG	92.00
11070	10/1/2021	JEFFREY M GINES	284.00
11071	10/1/2021	MARK R KATTER	60.01
11072	10/1/2021	MICHAEL STAGG	282.00
11073	10/1/2021	CHERI L WAWRZYNIAK	42.00
11074	10/1/2021	TIMOTHY E MUNDEN	262.99
11075	10/1/2021	JILL MURPHY	200.00
11076	10/15/2021	SHANNON A WIMMER	42.00
11077	10/15/2021	SHANNON A WIMMER	42.00
11078	10/15/2021	SHANNON A WIMMER	152.00
11079	10/15/2021	SHANNON A WIMMER	42.00
11080	10/15/2021	ROBERT E MCMAIN	152.00
11081	10/15/2021	GARY L HATCH	308.00
11082	10/15/2021	KAMELA PERKINS	152.00
11083	10/15/2021	DAVID A WOODCOCK	120.00
11084	10/15/2021	SHANE S HANSEN	152.00
Total	32		4,147.56

Report Criteria:

Report type: Summary
 Bank.Bank Number = 8

GL Period	Check Issue Date	Check Number	Vendor Number	Payee	Check GL Account	Amount
10/21	10/06/2021	576555	1005	CNA Surety	22000000	9,760.17 M
Grand Totals:						<u>9,760.17</u>

Summary by General Ledger Account Number

GL Account	Debit	Credit	Proof
22000000	5,240.14	15,000.31-	9,760.17-
24200000	15,000.31	.00	15,000.31
42-690000	.00	5,240.14-	5,240.14-
Grand Totals:	<u>20,240.45</u>	<u>20,240.45-</u>	<u>.00</u>

Report Criteria:

Report type: Summary
 Bank.Bank Number = 8

GL Period	Check Issue Date	Check Number	Vendor Number	Payee	Check GL Account	Amount
10/21	10/06/2021	576555	1005	CNA Surety	22000000	9,760.17 M
Grand Totals:						<u>9,760.17</u>

Summary by General Ledger Account Number

GL Account	Debit	Credit	Proof
22000000	5,240.14	15,000.31-	9,760.17-
24200000	15,000.31	.00	15,000.31
42-690000	.00	5,240.14-	5,240.14-
Grand Totals:	<u>20,240.45</u>	<u>20,240.45-</u>	<u>.00</u>

Wire Disbursements by Amount
Oct 2021

GL CODE	DATE	DESCRIPTION	AMOUNT
Total	0		-

Wire Disbursements by Date
Oct 2021

GL CODE	DATE	DESCRIPTION	AMOUNT
Total	0		-



October 22, 2021

Mr. Steven Hansen
CEO
Utah Local Governments Trust
55 South Highway 89
North Salt Lake, Utah 84054-2504

RE: Profitability Analysis

Dear Steve,

Per your request, we have updated our profitability analysis using data valued through June 30, 2021, including projections for 2022. Details of the calculations are summarized in footnotes to the attached exhibits. Generally, ultimate amounts displayed in the exhibits for claims incurred through June 30, 2021 are based on selections made during our reserve analysis as of that date. We note that we tend to select ultimate losses and ALAE somewhat conservatively in our reserve analyses. As a result, these selections tend to decrease gradually for most accident years from one valuation to the next, until eventually converging with ultimately reported losses and ALAE. As a result, the combined ratios displayed for more recent accident years may be somewhat conservative, potentially understating the profitability of each line of business.

If you have any questions, or need anything in addition at this time, please do not hesitate to contact us.

Sincerely,

TAYLOR-WALKER CONSULTING, LLC

A handwritten signature in black ink, appearing to read "BMS".

Brent M. Sallay, FCAS, MAAA
Senior Consulting Actuary

A handwritten signature in black ink, appearing to read "Solomon Frazier".

Solomon L. Frazier, FSA, FCAS, MAAA
Senior Consulting Actuary

BMS/slf

Enclosure

Profitability Index of Columns

- (1) Direct Earned Premiums – Shows the amount of direct premiums that have been earned during a given calendar year
- (2) Estimated Ultimate Net Losses – Shows the ultimate losses, net-of-reinsurance, that we expect ULGT to incur in a given accident year
- (3) Estimated Ultimate Net ALAE – Shows the ultimate ALAE, net-of-reinsurance, that we expect ULGT to incur in a given accident year
- (4) ULAE Expenses – Shows the ULAE expenses paid during a given calendar year
- (5) Estimated Ultimate Net Loss & LAE – Shows the sum of (2) through (4)
- (6) Underwriting & Reins. Expenses – Shows the underwriting and reinsurance expenses paid during a given calendar year
- (7) Expense Ratio Excl Reins – Shows the ratio of underwriting expenses, excluding reinsurance costs, to direct earned premiums
- (8) Expense Ratio Incl Reins – Shows the ratio of underwriting expenses, including reinsurance costs, to direct earned premiums
- (9) Total Costs – Shows the sum of columns (5) and (6)
- (10) Combined U/W Ratio – Shows the ratio of total costs to direct earned premiums
- (11) Underwriting Profit/Loss – Shows direct earned premiums less the total costs
- (12) Investment Gain/Loss – Shows the investment gain/loss for each calendar year; investment gain/loss was allocated by line of business as described more in the note below
- (13) Overall Gain/Loss – Shows the total underwriting and investment gain or loss.
- (14) Overall Combined Ratio – Shows the total costs, offset for investment income, divided by direct earned premiums
- (15) Reinsurance Premiums – Shows the reinsurance premiums paid by ULGT in a given calendar year
- (16) Net Earned Premium – Shows the amount of premiums, net-of-reinsurance, that have been earned during a given calendar year
- (17) Net Loss & LAE Ratio – Shows the ratio of estimated ultimate net losses & LAE to net earned premiums
- (18) Ceded Rpt Losses & ALAE – Shows the reported losses and ALAE that have been ceded to the reinsurer(s) for a given accident year
- (19) Ceded Loss & ALAE Ratio – Shows the ratio of ceded reported losses & ALAE to reinsurance premiums
- (20) Historical Retention – Shows the retention applicable in each historical year.

**Utah Local Governments Trust
General Liability and Auto Liability
Analysis of Profitability
as of June 30, 2021**

Exhibit 1

Calendar/ Accident Year	(1) Direct Earned Premiums	(2) Estimated Ultimate Net Losses	(3) Estimated Ultimate Net ALAE	(4) ULAE Expenses	(5) Estimated Ultimate Net Loss & LAE	(6) Underwriting & Reins. Expenses	(7) Expense Ratio Excl Reins	(8) Expense Ratio Incl Reins	(9) Total Costs	(10) Combined U/W Ratio
2004	5,041,161	2,518,455	2,147,531	75,286	4,741,273	NA	NA	NA	NA	NA
2005	5,589,489	1,485,453	1,676,712	67,467	3,229,632	2,299,953	15.6%	41.1%	5,529,585	98.9%
2006	6,405,300	1,807,219	1,604,436	65,932	3,477,588	2,164,753	16.7%	33.8%	5,642,341	88.1%
2007	7,042,374	3,216,410	2,438,930	69,337	5,724,678	2,181,333	14.9%	31.0%	7,906,011	112.3%
2008	7,730,406	1,510,596	5,573,039	59,470	7,143,105	2,290,376	19.9%	29.6%	9,433,481	122.0%
2009	8,465,886	3,047,199	1,643,413	25,505	4,716,117	2,291,878	19.5%	27.1%	7,007,995	82.8%
2010	8,420,709	2,607,727	1,602,435	26,326	4,236,488	1,877,551	12.3%	22.3%	6,114,039	72.6%
2011	8,449,309	2,855,707	1,528,720	255,751	4,640,178	2,268,715	13.6%	26.9%	6,908,893	81.8%
2012	8,564,070	2,638,156	1,302,220	736,610	4,676,986	2,089,392	12.2%	24.4%	6,766,378	79.0%
2013	9,119,295	3,540,120	1,770,795	500,731	5,811,645	2,311,092	12.8%	25.3%	8,122,737	89.1%
2014	9,833,653	4,302,637	2,920,378	545,791	7,768,805	2,555,537	11.5%	26.0%	10,324,342	105.0%
2015	9,991,468	4,271,139	2,088,387	483,590	6,843,116	2,659,983	11.5%	26.6%	9,503,099	95.1%
2016	10,155,380	2,794,498	1,939,798	662,757	5,397,053	2,865,597	11.1%	28.2%	8,262,650	81.4%
2017	10,325,638	3,677,485	2,256,929	656,854	6,591,268	2,987,308	14.0%	28.9%	9,578,576	92.8%
2018	10,660,168	7,870,887	2,283,560	626,103	10,780,550	3,732,850	13.6%	35.0%	14,513,400	136.1%
2019	10,874,955	5,343,648	1,990,038	648,573	7,982,259	3,989,745	13.9%	36.7%	11,972,004	110.1%
2020	10,848,078	5,630,374	2,001,195	543,514	8,175,083	4,122,904	14.8%	38.0%	12,297,987	113.4%
2021	10,745,908	6,089,752	2,029,917	653,521	8,773,191	4,084,632	15.0%	38.0%	12,857,823	119.7%
2022	11,922,635	5,939,728	1,979,909	851,521	8,771,159	5,130,419	14.4%	43.0%	13,901,578	116.6%
Total 2005-22	165,144,720	68,628,734	38,630,812	7,479,354	114,738,900	51,904,018	14.1%	31.4%	166,642,918	100.9%

Calendar/ Accident Year	(11) Underwriting Profit/Loss	(12) Investment Gain/Loss	(13) Overall Gain/Loss	(14) Overall Combined Ratio	(15) Reinsurance Premiums	(16) Net Earned Premiums	(17) Net Loss & LAE Ratio	(18) Ceded Rpt Losses & ALAE	(19) Ceded Loss & ALAE Ratio	(20) Historical Retention
2004	NA	1,057,200	NA	NA	1,271,365	3,769,796	125.8%	-	0.0%	500,000
2005	59,904	1,106,308	1,166,212	79.1%	1,428,403	4,161,086	77.6%	-	0.0%	500,000
2006	762,959	1,389,292	2,152,251	66.4%	1,094,188	5,311,112	65.5%	-	0.0%	500,000
2007	(863,637)	1,610,924	747,288	89.4%	1,132,567	5,909,807	96.9%	58,356	5.2%	500,000
2008	(1,703,075)	1,614,823	(88,252)	101.1%	748,606	6,981,800	102.3%	7,375,000	985.2%	500,000
2009	1,457,891	617,866	2,075,757	75.5%	643,300	7,822,586	60.3%	1,850,093	287.6%	500,000
2010	2,306,671	917,359	3,224,029	61.7%	846,000	7,574,709	55.9%	307,983	36.4%	500,000
2011	1,540,416	840,438	2,380,853	71.8%	1,116,325	7,332,984	63.3%	-	0.0%	500,000
2012	1,797,692	876,904	2,674,597	68.8%	1,044,845	7,519,225	62.2%	4,165,227	398.6%	500,000
2013	996,557	775,175	1,771,732	80.6%	1,140,191	7,979,104	72.8%	314,286	27.6%	500,000
2014	(490,690)	818,641	327,951	96.7%	1,423,792	8,409,861	92.4%	3,434,792	241.2%	750,000
2015	488,368	789,278	1,277,646	87.2%	1,508,771	8,482,697	80.7%	207,309	13.7%	750,000
2016	1,892,730	1,029,221	2,921,951	71.2%	1,735,241	8,420,139	64.1%	-	0.0%	750,000
2017	747,062	1,125,710	1,872,772	81.9%	1,545,385	8,780,253	75.1%	-	0.0%	1,000,000
2018	(3,853,232)	1,608,930	(2,244,302)	121.1%	2,282,671	8,377,497	128.7%	3,930,634	172.2%	1,000,000
2019	(1,097,049)	1,988,250	891,201	91.8%	2,480,404	8,394,551	95.1%	-	0.0%	1,000,000
2020	(1,449,909)	1,223,644	(226,265)	102.1%	2,517,697	8,330,381	98.1%	-	0.0%	1,000,000
2021	(2,111,915)	812,797	(1,299,118)	112.1%	2,471,733	8,274,175	106.0%	-	0.0%	1,000,000
2022	(1,978,943)	716,910	(1,262,033)	110.6%	3,417,451	8,505,184	103.1%	NA	NA	1,000,000
Total 2005-22	(1,498,198)	19,862,469	18,364,271	88.9%	28,577,570	136,567,150	84.0%	21,643,680	75.7%	

Notes:

- (1), (6), (12), (14) Provided by client. Amounts through 2020 are actual. Amounts for 2021 are projected. Expenses for 2004 not available. Does not reflect dividends paid.
- (2), (3) Accident years 2004 through 2020 from June 30, 2021 reserve study. For accident years 2021 and 2022 selected ultimate losses and ALAE were derived based on projections made in the June 30, 2021 budget analysis and subsequent information provided by the client. The allocation to losses and ALAE was selected based on the allocation for prior accident years.
- (4) 2004 through 2020 provided by client. 2021 and 2022 were derived as part of the June 30, 2021 budget analysis.
- (5) = (2) + (3) + (4).
- (6) = [(6) - (14)] / (1).
- (7) = [(6) - (14)] / (1).
- (8) = (6) / (1).
- (9) = (5) + (6).
- (10) = (9) / (1).
- (11) = (1) - (9).
- (12) = (11) + (12).
- (13) = [(9) - (12)] / (1).
- (14) = (1) - (15).
- (15) = (5) / (16).
- (16) Based on information provided by client.
- (17) = (18) / (15).
- (18) = (18) / (15).
- (19) = (18) / (15).
- (20) Retention applied to losses and ALAE through December 31, 2004. Since January 1, 2005 the retention has applied to losses only, with ALAE reinsured on a pro-rata basis.

**Utah Local Governments Trust
Property & Auto PD Program
Analysis of Profitability
as of June 30, 2021**

Exhibit 2

Calendar/ Accident Year	(1) Direct Earned Premiums	(2) Estimated Ultimate Net Losses	(3) Estimated Ultimate Net ALAE	(4) ULAE Expenses	(5) Estimated Ultimate Net Loss & LAE	(6) Underwriting & Reins. Expenses	(7) Expense Ratio Excl Reins	(8) Expense Ratio Incl Reins	(9) Total Costs	(10) Combined U/W Ratio
2004										
2005										
2006										
2007										
2008										
2009										
2010	2,328,528	506,178	-	25,346	531,525	1,724,743	44.3%	74.1%	2,256,268	96.9%
2011	3,770,242	425,879	-	65,125	491,004	2,709,651	40.6%	71.9%	3,200,655	84.9%
2012	4,969,743	940,385	-	81,119	1,021,504	2,054,089	19.5%	41.3%	3,075,593	61.9%
2013	5,733,931	1,338,806	-	106,822	1,445,628	3,269,323	19.1%	57.0%	4,714,951	82.2%
2014	6,587,126	856,031	-	117,428	973,459	3,329,157	15.9%	50.5%	4,302,616	65.3%
2015	6,771,004	912,942	-	187,128	1,100,070	3,484,912	17.0%	51.5%	4,584,981	67.7%
2016	7,068,974	1,823,597	-	164,199	1,987,796	2,993,815	16.1%	42.4%	4,981,611	70.5%
2017	7,383,235	1,631,858	-	147,642	1,779,500	3,010,391	20.0%	40.8%	4,789,891	64.9%
2018	7,992,547	1,274,018	-	174,093	1,448,111	3,433,296	20.7%	43.0%	4,881,407	61.1%
2019	8,677,105	2,170,684	-	171,254	2,341,938	3,827,086	19.1%	44.1%	6,169,024	71.1%
2020	9,220,746	2,101,524	-	194,046	2,295,570	4,545,332	18.9%	49.3%	6,840,902	74.2%
2021	9,815,442	2,423,242	-	151,109	2,574,350	6,305,113	22.6%	64.2%	8,879,463	90.5%
2022	10,313,886	2,254,946	-	144,759	2,399,705	7,529,147	23.2%	73.0%	9,928,852	96.3%
Total 2005-22	90,632,508	18,660,089	-	1,730,071	20,390,160	48,216,055	21.1%	53.2%	68,606,215	75.7%

Calendar/ Accident Year	(11) Underwriting Profit/Loss	(12) Investment Gain/Loss	(13) Overall Gain/Loss	(14) Overall Combined Ratio	(15) Reinsurance Premiums	(16) Net Earned Premiums	(17) Net Loss & LAE Ratio	(18) Ceded Rpt Losses & ALAE	(19) Ceded Loss & ALAE Ratio	(20) Historical Retention
2004										
2005										
2006										
2007										
2008										
2009										
2010	72,260	77,089	149,349	93.6%	693,192	1,635,336	32.5%	-	0.0%	150,000
2011	569,587	70,625	640,212	83.0%	1,180,471	2,589,771	19.0%	-	0.0%	150,000
2012	1,894,150	73,689	1,967,839	60.4%	1,083,825	3,885,918	26.3%	40,404	3.7%	150,000
2013	1,018,980	65,141	1,084,121	81.1%	2,171,524	3,562,407	40.6%	597,296	27.5%	150,000
2014	2,284,510	68,793	2,353,303	64.3%	2,279,048	4,308,078	22.6%	2,335,858	102.5%	150,000
2015	2,186,022	66,326	2,252,348	66.7%	2,331,770	4,439,234	24.8%	-	0.0%	150,000
2016	2,087,363	86,489	2,173,852	69.2%	1,857,467	5,211,507	38.1%	181,338	9.8%	150,000
2017	2,593,344	94,597	2,687,941	63.6%	1,530,712	5,852,523	30.4%	434,344	28.4%	150,000
2018	3,111,140	135,204	3,246,344	59.4%	1,779,457	6,213,090	23.3%	469,580	26.4%	150,000
2019	2,508,081	167,080	2,675,161	69.2%	2,173,881	6,503,224	36.0%	2,556,867	117.6%	150,000
2020	2,379,844	102,827	2,482,671	73.1%	2,803,500	6,417,246	35.8%	1,167,291	41.6%	150,000
2021	935,979	68,302	1,004,281	89.8%	4,085,374	5,730,068	44.9%	55,125	1.3%	150,000
2022	385,034	60,245	445,279	95.7%	5,136,206	5,177,680	46.3%	NA	NA	150,000
Total 2005-22	22,026,293	1,136,408	23,162,701	74.4%	29,106,427	61,526,081	33.1%	7,838,102	26.9%	

Notes:

- (1), (6), (12), (14) Provided by client. Amounts through 2020 are actual. Amounts for 2021 are projected. Expenses for 2004 not available. Does not reflect dividends paid.
- (2), (3) Accident years 2004 through 2020 from June 30, 2021 reserve study. For accident years 2021 and 2022 selected ultimate losses and ALAE were derived based on projections made in the June 30, 2021 budget analysis and subsequent information provided by the client. The allocation to losses and ALAE was selected based on the allocation for prior accident years.
- (4) 2004 through 2020 provided by client. 2021 and 2022 were derived as part of the June 30, 2021 budget analysis.
- (5) = (2) + (3) + (4).
- (7) = [(6) - (14)] / (1).
- (8) = (6) / (1).
- (9) = (5) + (6).
- (10) = (9) / (1).
- (11) = (1) - (9).
- (12) = (11) + (12).
- (13) = [(9) - (12)] / (1).
- (14) = (1) - (15).
- (15) = (5) / (16).
- (16) = (18) / (15).
- (17) = (5) / (16).
- (18) Based on information provided by client.
- (19) = (18) / (15).
- (20) Retention attaches above deductible that varies by insured. Other limits apply in certain special cases.

**Utah Local Governments Trust
General Liability, Auto and Property
Analysis of Profitability
as of June 30, 2021**

Exhibit 3

Calendar/ Accident Year	(1) Direct Earned Premiums	(2) Estimated Ultimate Net Losses	(3) Estimated Ultimate Net ALAE	(4) ULAE Expenses	(5) Estimated Ultimate Net Loss & LAE	(6) Underwriting & Reins. Expenses	(7) Expense Ratio Excl Reins	(8) Expense Ratio Incl Reins	(9) Total Costs	(10) Combined U/W Ratio
2004	5,041,161	2,518,455	2,147,531	75,286	4,741,273	NA	NA	NA	NA	NA
2005	5,589,489	1,485,453	1,676,712	67,467	3,229,632	2,299,953	15.6%	41.1%	5,529,585	98.9%
2006	6,405,300	1,807,219	1,604,436	65,932	3,477,588	2,164,753	16.7%	33.8%	5,642,341	88.1%
2007	7,042,374	3,216,410	2,438,930	69,337	5,724,678	2,181,333	14.9%	31.0%	7,906,011	112.3%
2008	7,730,406	1,510,596	5,573,039	59,470	7,143,105	2,290,376	19.9%	29.6%	9,433,481	122.0%
2009	8,465,886	3,047,199	1,643,413	25,505	4,716,117	2,291,878	19.5%	27.1%	7,007,995	82.8%
2010	10,749,237	3,113,905	1,602,435	51,672	4,768,013	3,602,294	19.2%	33.5%	8,370,307	77.9%
2011	12,219,551	3,281,586	1,528,720	320,876	5,131,183	4,978,366	21.9%	40.7%	10,109,549	82.7%
2012	13,533,813	3,578,541	1,302,220	817,729	5,698,490	4,143,481	14.9%	30.6%	9,841,971	72.7%
2013	14,853,225	4,878,925	1,770,795	607,553	7,257,273	5,580,415	15.3%	37.6%	12,837,688	86.4%
2014	16,420,778	5,158,667	2,920,378	663,219	8,742,264	5,884,694	13.3%	35.8%	14,626,958	89.1%
2015	16,762,471	5,184,081	2,088,387	670,718	7,943,186	6,144,895	13.7%	36.7%	14,088,081	84.0%
2016	17,224,353	4,618,094	1,939,798	826,957	7,384,849	5,859,412	13.2%	34.0%	13,244,261	76.9%
2017	17,708,873	5,309,343	2,256,929	804,496	8,370,768	5,997,699	16.5%	33.9%	14,368,467	81.1%
2018	18,652,715	9,144,905	2,283,560	800,196	12,228,661	7,166,146	16.6%	38.4%	19,394,807	104.0%
2019	19,552,060	7,514,332	1,990,038	819,827	10,324,197	7,816,831	16.2%	40.0%	18,141,028	92.8%
2020	20,068,824	7,731,898	2,001,195	737,560	10,470,653	8,668,236	16.7%	43.2%	19,138,889	95.4%
2021	20,561,350	8,512,994	2,029,917	804,630	11,347,541	10,389,745	18.6%	50.5%	21,737,286	105.7%
2022	22,236,521	8,194,675	1,979,909	996,279	11,170,863	12,659,566	18.5%	56.9%	23,830,429	107.2%
Total 2005-22	255,777,228	87,288,823	38,630,812	9,209,425	135,129,060	100,120,073	16.6%	39.1%	235,249,132	92.0%

Calendar/ Accident Year	(11) Underwriting Profit/Loss	(12) Investment Gain/Loss	(13) Overall Gain/Loss	(14) Overall Combined Ratio	(15) Reinsurance Premiums	(16) Net Earned Premiums	(17) Net Loss & LAE Ratio	(18) Ceded Rpt Losses & ALAE	(19) Ceded Loss & ALAE Ratio
2004	NA	1,057,200	NA	NA	1,271,365	3,769,796	125.8%	-	0.0%
2005	59,904	1,106,308	1,166,212	79.1%	1,428,403	4,161,086	77.6%	-	0.0%
2006	762,959	1,389,292	2,152,251	66.4%	1,094,188	5,311,112	65.5%	-	0.0%
2007	(863,637)	1,610,924	747,288	89.4%	1,132,567	5,909,807	96.9%	58,356	5.2%
2008	(1,703,075)	1,614,823	(88,252)	101.1%	748,606	6,981,800	102.3%	7,375,000	985.2%
2009	1,457,891	617,866	2,075,757	75.5%	643,300	7,822,586	60.3%	1,850,093	287.6%
2010	2,378,931	994,447	3,373,378	68.6%	1,539,192	9,210,045	51.8%	307,983	20.0%
2011	2,110,003	911,063	3,021,065	75.3%	2,296,796	9,922,755	51.7%	-	0.0%
2012	3,691,842	950,594	4,642,436	65.7%	2,128,670	11,405,143	50.0%	4,205,632	197.6%
2013	2,015,538	840,316	2,855,853	80.8%	3,311,715	11,541,510	62.9%	911,582	27.5%
2014	1,793,820	887,434	2,681,254	83.7%	3,702,840	12,717,938	68.7%	5,770,650	155.8%
2015	2,674,391	855,603	3,529,994	78.9%	3,840,541	12,921,931	61.5%	207,309	5.4%
2016	3,980,093	1,115,710	5,095,803	70.4%	3,592,708	13,631,645	54.2%	181,338	5.0%
2017	3,340,406	1,220,307	4,560,713	74.2%	3,076,097	14,632,776	57.2%	434,344	14.1%
2018	(742,092)	1,744,134	1,002,042	94.6%	4,062,128	14,590,587	83.8%	4,400,214	108.3%
2019	1,411,032	2,155,330	3,566,362	81.8%	4,654,285	14,897,775	69.3%	2,556,867	54.9%
2020	929,935	1,326,471	2,256,406	88.8%	5,321,197	14,747,627	71.0%	1,167,291	21.9%
2021	(1,175,936)	881,099	(294,837)	101.4%	6,557,107	14,004,243	81.0%	55,125	0.8%
2022	(1,593,908)	777,155	(816,753)	103.7%	8,553,657	13,682,864	81.6%	NA	NA
Total 2005-22	20,528,095	20,998,877	41,526,972	83.8%	57,683,997	198,093,231	68.2%	29,481,782	51.1%

Notes:

- (1), (6), (12), (14) Provided by client. Amounts through 2020 are actual. Amounts for 2021 are projected. Expenses for 2004 not available. Does not reflect dividends paid.
- (2), (3) Accident years 2004 through 2020 from June 30, 2021 reserve study. For accident years 2021 and 2022 selected ultimate losses and ALAE were derived based on projections made in the June 30, 2021 budget analysis and subsequent information provided by the client. The allocation to losses and ALAE was selected based on the allocation for prior accident years.
- (4) 2004 through 2020 provided by client. 2021 and 2022 were derived as part of the June 30, 2021 budget analysis.
- (5) = (2) + (3) + (4).
- (6) = [(6) - (14)] / (1).
- (7) = (5) / (6).
- (8) = (6) / (1).
- (9) = (5) + (6).
- (10) = (9) / (1).
- (11) = (1) - (9).
- (13) = (11) + (12).
- (14) = [(9) - (12)] / (1).
- (16) = (1) - (15).
- (17) = (5) / (16).
- (18) Based on information provided by client.
- (19) = (18) / (15).

Utah Local Governments Trust
Workers Compensation, After January 1, 2004
Analysis of Profitability
as of June 30, 2021

Exhibit 4

Calendar/ Accident Year	(1) Direct Earned Premiums	(2) Estimated Ultimate Net Losses	(3) Estimated Ultimate Net ALAE	(4) ULAE Expenses	(5) Estimated Ultimate Net Loss & LAE	(6) Underwriting & Reins. Expenses	(7) Expense Ratio Excl Reins	(8) Expense Ratio Incl Reins	(9) Total Costs	(10) Combined U/W Ratio
2004	3,709,985	2,737,704	309,207	179,295	3,226,206	NA	NA	NA	NA	NA
2005	5,119,678	2,326,645	254,023	179,870	2,760,539	1,251,637	15.3%	24.4%	4,012,176	78.4%
2006	6,106,371	2,481,278	186,791	269,029	2,937,098	2,136,900	23.9%	35.0%	5,073,998	83.1%
2007	6,411,127	4,407,167	584,779	314,656	5,306,602	2,022,897	18.6%	31.6%	7,329,499	114.3%
2008	6,957,976	3,977,526	486,434	275,902	4,739,862	2,150,072	22.6%	30.9%	6,889,934	99.0%
2009	6,754,531	4,604,221	701,538	394,691	5,700,449	2,342,527	26.1%	34.7%	8,042,976	119.1%
2010	6,375,319	4,466,750	667,815	337,841	5,472,406	2,155,707	22.4%	33.8%	7,628,113	119.7%
2011	6,651,271	4,813,895	627,829	360,344	5,802,068	2,161,460	25.4%	32.5%	7,963,528	119.7%
2012	6,967,799	4,491,663	723,470	325,779	5,540,912	2,094,471	17.8%	30.1%	7,635,383	109.6%
2013	7,719,678	4,543,841	717,093	400,432	5,661,366	2,152,773	16.4%	27.9%	7,814,139	101.2%
2014	8,597,507	5,419,640	765,759	477,112	6,662,511	1,900,097	15.4%	22.1%	8,562,608	99.6%
2015	9,095,659	4,850,961	651,167	569,115	6,071,243	2,468,890	18.3%	27.1%	8,540,133	93.9%
2016	9,499,706	4,378,978	531,051	606,104	5,516,133	2,506,437	16.8%	26.4%	8,022,570	84.5%
2017	10,866,838	6,088,065	570,015	582,324	7,240,404	2,492,508	15.5%	22.9%	9,732,912	89.6%
2018	11,450,660	5,966,509	476,880	566,100	7,009,489	2,441,031	14.2%	21.3%	9,450,520	82.5%
2019	11,096,213	5,597,588	365,611	547,101	6,510,300	2,021,505	11.8%	18.2%	8,531,805	76.9%
2020	10,229,161	5,732,835	509,819	472,312	6,714,966	2,095,499	12.4%	20.5%	8,810,465	86.1%
2021	9,365,797	5,576,398	452,140	455,897	6,484,436	2,273,330	14.8%	24.3%	8,757,766	93.5%
2022	8,091,852	7,289,341	591,028	512,680	8,393,048	2,402,727	17.6%	29.7%	10,795,775	133.4%
Total 2005-22	147,357,144	87,013,299	9,863,242	7,647,289	104,523,831	39,070,468	17.4%	26.5%	143,594,299	97.4%

Calendar/ Accident Year	(11) Underwriting Profit/Loss	(12) Investment Gain/Loss	(13) Overall Gain/Loss	(14) Overall Combined Ratio	(15) Reinsurance Premiums	(16) Net Earned Premiums	(17) Net Loss & LAE Ratio	(18) Ceded Rpt Losses & ALAE	(19) Ceded Loss & ALAE Ratio	(20) Historical Retention
2004	NA	573,674	NA	NA	393,936	3,316,049	97.3%	152,651	38.8%	250,000
2005	1,107,502	600,322	1,707,825	66.6%	467,648	4,652,030	59.3%	354,520	75.8%	250,000
2006	1,032,373	753,879	1,786,252	70.7%	679,595	5,426,776	54.1%	-	0.0%	500,000
2007	(918,371)	874,145	(44,226)	100.7%	828,218	5,582,909	95.1%	1,447,405	174.8%	500,000
2008	68,042	876,261	944,303	86.4%	575,053	6,382,923	74.3%	159,675	27.8%	500,000
2009	(1,288,446)	335,276	(953,170)	114.1%	578,323	6,176,208	92.3%	332,655	57.5%	500,000
2010	(1,252,794)	539,623	(713,171)	111.2%	727,108	5,648,211	96.9%	17,097	2.4%	500,000
2011	(1,312,258)	494,375	(817,883)	112.3%	469,839	6,181,432	93.9%	-	0.0%	500,000
2012	(667,584)	515,826	(151,757)	102.2%	855,884	6,111,915	90.7%	367,458	42.9%	500,000
2013	(94,461)	455,985	361,524	95.3%	889,976	6,829,702	82.9%	-	0.0%	600,000
2014	34,899	481,553	516,453	94.0%	580,237	8,017,270	83.1%	99,499	17.1%	750,000
2015	555,526	464,281	1,019,807	88.8%	808,037	8,287,622	73.3%	-	0.0%	750,000
2016	1,477,136	605,424	2,082,560	78.1%	908,479	8,591,227	64.2%	-	0.0%	750,000
2017	1,133,926	662,182	1,796,109	83.5%	808,883	10,057,955	72.0%	-	0.0%	750,000
2018	2,000,140	946,429	2,946,569	74.3%	817,473	10,633,187	65.9%	-	0.0%	750,000
2019	2,564,408	1,169,559	3,733,967	66.3%	711,613	10,384,600	62.7%	-	0.0%	1,000,000
2020	1,418,696	719,790	2,138,486	79.1%	822,833	9,406,328	71.4%	-	0.0%	1,000,000
2021	608,031	478,116	1,086,147	88.4%	890,111	8,475,686	76.5%	-	0.0%	1,000,000
2022	(2,703,923)	421,712	(2,282,211)	128.2%	980,078	7,111,774	118.0%	NA	NA	1,000,000
Total 2005-22	3,762,845	11,394,739	15,157,584	89.7%	13,399,388	133,957,756	78.0%	2,778,310	20.7%	

Notes:

- (1), (6), (12), (14) Provided by client. Amounts through 2020 are actual. Amounts for 2021 are projected. Expenses for 2004 not available. Does not reflect dividends paid.
- (2), (3) Accident years 2004 through 2020 from June 30, 2021 reserve study. For accident years 2021 and 2022 selected ultimate losses and ALAE were derived based on projections made in the June 30, 2021 budget analysis and subsequent information provided by the client. The allocation to losses and ALAE was selected based on the allocation for prior accident years.
- (4) 2004 through 2020 provided by client. 2021 and 2022 were derived as part of the June 30, 2021 budget analysis.
- (5) = (2) + (3) + (4).
- (6) = [(6) - (14)] / (1).
- (7) = (5) / (6).
- (8) = (6) / (1).
- (9) = (5) + (6).
- (10) = (9) / (1).
- (11) = (1) - (9).
- (12) = (11) + (12).
- (13) = [(9) - (12)] / (1).
- (14) = (1) - (15).
- (15) = (1) - (15).
- (16) = (5) / (16).
- (17) = (5) / (16).
- (18) Based on information provided by client.
- (19) = (18) / (15).
- (20) For 2004 and 2005 the retention applied to losses only with ALAE reinsured on a pro-rata basis. Since 2006 the retention has applied to losses and ALAE on a combined basis.

Utah Local Governments Trust
General Liability, Auto, Property, and Workers Compensation
Analysis of Profitability
as of June 30, 2021

Exhibit 5

Calendar/ Accident Year	(1) Direct Earned Premiums	(2) Estimated Ultimate Net Losses	(3) Estimated Ultimate Net ALAE	(4) ULAE Expenses	(5) Estimated Ultimate Net Loss & LAE	(6) Underwriting & Reins. Expenses	(7) Expense Ratio Excl Reins	(8) Expense Ratio Incl Reins	(9) Total Costs	(10) Combined U/W Ratio
2004	8,751,146	5,256,159	2,456,738	254,581	7,967,479	NA	NA	NA	NA	NA
2005	10,709,167	3,812,098	1,930,735	247,337	5,990,171	3,551,590	15.5%	33.2%	9,541,761	89.1%
2006	12,511,671	4,288,498	1,791,227	334,961	6,414,686	4,301,653	20.2%	34.4%	10,716,339	85.7%
2007	13,453,501	7,623,577	3,023,709	383,993	11,031,279	4,204,230	16.7%	31.3%	15,235,509	113.2%
2008	14,688,382	5,488,122	6,059,473	335,372	11,882,967	4,440,448	21.2%	30.2%	16,323,415	111.1%
2009	15,220,417	7,651,420	2,344,950	420,196	10,416,566	4,634,405	22.4%	30.4%	15,050,971	98.9%
2010	17,124,556	7,580,655	2,270,250	389,513	10,240,419	5,758,001	20.4%	33.6%	15,998,420	93.4%
2011	18,870,822	8,095,481	2,156,549	681,220	10,933,251	7,139,826	23.2%	37.8%	18,073,077	95.8%
2012	20,501,612	8,070,203	2,025,690	1,143,508	11,239,401	6,237,952	15.9%	30.4%	17,477,353	85.2%
2013	22,572,904	9,422,766	2,487,888	1,007,985	12,918,639	7,733,188	15.6%	34.3%	20,651,827	91.5%
2014	25,018,285	10,578,308	3,686,136	1,140,331	15,404,775	7,784,791	14.0%	31.1%	23,189,566	92.7%
2015	25,858,131	10,035,042	2,739,554	1,239,833	14,014,429	8,613,785	15.3%	33.3%	22,628,214	87.5%
2016	26,724,060	8,997,072	2,470,849	1,433,061	12,900,982	8,365,849	14.5%	31.3%	21,266,831	79.6%
2017	28,575,711	11,397,408	2,826,943	1,386,820	15,611,172	8,490,207	16.1%	29.7%	24,101,379	84.3%
2018	30,103,375	15,111,413	2,760,440	1,366,296	19,238,150	9,607,177	15.7%	31.9%	28,845,327	95.8%
2019	30,648,273	13,111,920	2,355,649	1,366,928	16,834,497	9,838,336	14.6%	32.1%	26,672,833	87.0%
2020	30,297,985	13,464,733	2,511,014	1,209,872	17,185,619	10,763,735	15.2%	35.5%	27,949,354	92.2%
2021	29,927,147	14,089,392	2,482,058	1,260,527	17,831,977	12,663,075	17.4%	42.3%	30,495,052	101.9%
2022	30,328,373	15,484,015	2,570,937	1,508,959	19,563,912	15,062,293	18.2%	49.7%	34,626,205	114.2%
Total 2005-22	403,134,372	174,302,123	48,494,054	16,856,714	239,652,891	139,190,541	16.9%	34.5%	378,843,432	94.0%

Calendar/ Accident Year	(11) Underwriting Profit/Loss	(12) Investment Gain/Loss	(13) Overall Gain/Loss	(14) Overall Combined Ratio	(15) Reinsurance Premiums	(16) Net Earned Premiums	(17) Net Loss & LAE Ratio	(18) Ceded Rpt Losses & ALAE	(19) Ceded Loss & ALAE Ratio
2004	NA	1,630,874	NA	NA	1,665,301	7,085,845	112.4%	152,651	9.2%
2005	1,167,406	1,706,630	2,874,036	73.2%	1,896,051	8,813,116	68.0%	354,520	18.7%
2006	1,795,332	2,143,171	3,938,504	68.5%	1,773,783	10,737,889	59.7%	-	0.0%
2007	(1,782,008)	2,485,069	703,061	94.8%	1,960,785	11,492,716	96.0%	1,505,761	76.8%
2008	(1,635,033)	2,491,084	856,051	94.2%	1,323,659	13,364,724	88.9%	7,534,675	569.2%
2009	169,445	953,142	1,122,588	92.6%	1,221,623	13,998,794	74.4%	2,182,747	178.7%
2010	1,126,137	1,534,070	2,660,207	84.5%	2,266,300	14,858,256	68.9%	325,080	14.3%
2011	797,745	1,405,438	2,203,183	88.3%	2,766,635	16,104,187	67.9%	-	0.0%
2012	3,024,258	1,466,420	4,490,678	78.1%	2,984,554	17,517,058	64.2%	4,573,090	153.2%
2013	1,921,076	1,296,301	3,217,377	85.7%	4,201,691	18,371,213	70.3%	911,582	21.7%
2014	1,828,719	1,368,988	3,197,707	87.2%	4,283,077	20,735,208	74.3%	5,870,149	137.1%
2015	3,229,917	1,319,884	4,549,801	82.4%	4,648,578	21,209,553	66.1%	207,309	4.5%
2016	5,457,229	1,721,134	7,178,363	73.1%	4,501,187	22,222,873	58.1%	181,338	4.0%
2017	4,474,332	1,882,489	6,356,821	77.8%	3,884,980	24,690,731	63.2%	434,344	11.2%
2018	1,258,049	2,690,563	3,948,612	86.9%	4,879,601	25,223,774	76.3%	4,400,214	90.2%
2019	3,975,440	3,324,889	7,300,329	76.2%	5,365,898	25,282,375	66.6%	2,556,867	47.7%
2020	2,348,631	2,046,261	4,394,892	85.5%	6,144,030	24,153,955	71.2%	1,167,291	19.0%
2021	(567,905)	1,359,215	791,310	97.4%	7,447,218	22,479,929	79.3%	55,125	0.7%
2022	(4,297,832)	1,198,867	(3,098,965)	110.2%	9,533,735	20,794,638	94.1%	NA	NA
Total 2005-22	24,290,940	32,393,616	56,684,556	85.9%	71,083,385	332,050,987	72.2%	32,260,092	45.4%

Notes:
All amounts represent either totals or weighted averages of figures displayed in preceding exhibits.

Final Budget 2022 Index

Final Budget 2022	A	Associations, Dues, Contributions,	
Final Budget 2022 Narrative.....	B	Sponsorships.....	21
Liability	1	Employee Wages.....	22
Liability Net New Business	1.1	Employee Benefits.....	23
Workers Compensation.....	2	Employee Performance Incentive.....	24
Workers Compensation Net New Business	2.1	Board of Directors Fees and Expenses.....	25
Vision	3	Board of Directors Fees and Expenses.....	25.1
Vision Net New Business.....	3.1	Travel	26
Accidental Dental	4	Fleet Maintenance	27
Accidental Dental Net New Business	4.1	Fleet Maintenance	27.1
Property/Auto	5	Promotional	28
Property/Auto Net New Business.....	5.1	Building and Depreciation	29
Reinsurance Liability	6	Building and Depreciation	29.1
Reinsurance Liability	6.1	Equipment Repairs and Maintenance	30
Reinsurance Property/Auto	7	Equipment IT Repairs and Maintenance	30.1
Reinsurance Property/Auto	7.1	Depreciation Expense	31
Reinsurance Workers Compensation.....	8	Depreciation Expense	31.1
Reinsurance Workers Compensation.....	8.1	Depreciation Expense – Fleet.....	31.2
Administrative Fees – PEHP.....	9.1	Loss Prevention and Appraisals.....	32
Administrative Fees – PEHP.....	9.1a	Loss Prevention, TARP Awards.....	32.1
Administrative Fees – ULGT Health Choice	9.2	Office, Printing and Supplies.....	33
Administrative Fees – ULGT Health Choice	9.2a	IT Office, Printing and Supplies.....	33.1
Administrative Fees – Property/Auto.....	10.1	Books, Periodicals, Subscriptions, and	
Administrative Fees – Life Insurance.....	10.2	Materials	34
Administrative Fees – Life Insurance.....	10.2a	Postage	35
Administrative Fees – Surety Bonds	10.3	Telephone.....	36
Administrative Fees – Surety Bonds	10.3a	IT Telephone Internet Budget.....	36.1
Administrative Fees – Long Term Care, Other	10.4	Accounting and Legal.....	37
Administrative Fees – Long Term Care, Other	10.4a	IT Consulting and Maintenance.....	38
Interest Income.....	11	IT Consulting and Maintenance.....	38.1
Interest Income.....	11.1	Actuarial Fees	39
NLC Capital Investment	12	Software Licensing	40
Liability Losses Paid.....	13	IT Software Licensing	40.1
Workers Compensation Losses Paid	14	Miscellaneous Bank Fees and Other.....	41
Property/Auto Losses Paid.....	15	Payroll Taxes	42
Vision/Accidental Dental Losses Paid	16		
Liability LAE	17		
Workers Compensation LAE	18		
Property/Auto LAE.....	19		
Premium Tax – Workers Compensation.....	20		
Premium Tax – Workers Compensation.....	20.1		

		A	B	C	*D	*E	F	G	H	I	*J	*K
		YTD 08/31/21	YTD 08/31/21	12/31/21	21 Projected	21 Projected			20 Budget vs.	20 Budget vs.	22 Budget	22 Budget
		\$ used	% used	\$ Projected	vs. 21 Budget	vs. 21 Budget	21 Budget	22 Budget	21 Budget	21 Budget	vs. 21	vs. 21
					% used	\$ Variance			% Variance	\$ Variance	Projected	Projected
MEMBER PREMIUMS												
1	LIABILITY	7,019,796	63%	10,529,694	94%	(632,005)	11,161,699					
1.1	LIABILITY ENDORSEMENTS	0		0		0	0					
1.2	LIABILITY NET NEW BUSINESS - 2020	144,143	178%	216,214	267%	135,249	80,965					
1.3	LIABILITY TOTALS:	7,163,939	64%	10,745,908	96%	(496,756)	11,242,664	11,799,255	5%	556,591	10%	1,053,347
1.4	LIABILITY NET NEW BUSINESS - 2021							123,380				
1.5t	TOTAL							11,922,635				
2	WORKERS COMPENSATION	6,162,450	66%	9,261,986	99%	(60,810)	9,322,796					
2.1	WORKERS COMPENSATION NET NEW BUSINESS - 2020	69,207	187%	103,811	181%	66,863	36,948					
2.2	WORKERS COMPENSATION TOTALS:	6,231,658	67%	9,365,797	100%	6,053	9,359,744	8,076,637	-14%	(1,283,107)	-14%	(1,289,160)
2.3	WORKERS COMPENSATION NET NEW BUSINESS - 2021							15,215				
2.4t	TOTAL							8,091,852				
3	VISION	75,806	68%	111,993	101%	1,153	110,840	111,993	1%	1,153	0%	0
4	ACCIDENTAL DENTAL	4,186	67%	6,200	100%	(30)	6,230	6,200	0%	(30)	0%	0
5	PROPERTY / AUTO PD	6,110,256	63%	9,165,384	94%	(599,306)	9,764,690					
5.1	PROPERTY / AUTO PD NET NEW BUSINESS - 2020	433,372	246%	650,058	368%	473,537	176,521					
5.2	PROPERTY / AUTO PD TOTALS:	6,543,628	66%	9,815,442	99%	(125,769)	9,941,211	10,221,636	3%	456,946	4%	406,194
5.3	PROPERTY / AUTO PD NET NEW BUSINESS - 2021							92,250				
5.4t	TOTAL							10,313,886				
5.5t	MEMBER PREMIUM TOTALS:	20,019,216	65%	30,045,341	98%	(615,348)	30,660,689	30,446,566	-1%	(214,123)	1%	401,225
REINSURANCE PREMIUMS - CONTRA ACCOUNTS												
6	REINSURANCE LIABILITY	(1,594,217)	60%	(2,421,733)	91%	241,158	(2,662,891)	(3,367,451)	26%	(704,560)	39%	(945,718)
6.1	REINSURANCE LIABILITY AUDIT, NEW BUSINESS	0	0%	(50,000)	100%	0	(50,000)	(50,000)	0%	0	0%	0
7	REINSURANCE PROPERTY / AUTO PD	(2,435,906)	61%	(4,035,374)	101%	(26,697)	(4,008,677)	(5,086,206)	27%	(1,077,529)	26%	(1,050,831)
7.1	REINSURANCE PROPERTY / AUTO PD AUDIT, NEW BUSINESS	0	0%	(50,000)	100%	0	(50,000)	(50,000)	0%	0	0%	0
8	REINSURANCE WORKERS COMPENSATION	(560,074)	76%	(840,111)	114%	(106,098)	(734,013)	(930,078)	27%	(196,065)	11%	(89,967)
8.1	REINSURANCE WORKERS COMP AUDIT, NEW BUSINESS	0	0%	(50,000)	100%	0	(50,000)	(50,000)	0%	0	0%	0
8.2t	REINSURANCE TOTALS:	(4,590,197)	61%	(7,447,218)	99%	108,363	(7,555,581)	(9,533,735)	26%	(1,978,154)	28%	(2,086,517)
8.3t	TOTAL COMBINED PREMIUMS	15,429,019	67%	22,598,123	98%	(506,984)	23,105,107	20,912,831	-9%	(2,192,276)	-7%	(1,685,292)

	A	B	C	*D	*E	F	G	H	I	*J	*K	
	YTD 08/31/21	YTD 08/31/21	12/31/21	21 Projected	21 Projected	21 Budget	22 Budget	20 Budget vs.	20 Budget vs.	22 Budget	22 Budget	
	\$ used	% used	\$ Projected	vs. 21 Budget	vs. 21 Budget			21 Budget	21 Budget	vs. 21	vs. 21	
				% used	\$ Variance			% Variance	\$ Variance	% Variance	\$ Variance	
ADMINISTRATIVE FEES & CLAIMS												
ADMINISTRATIVE FEES												
9.1	ADMINISTRATIVE FEES--PEHP	216,069	62%	479,786	139%	133,873	345,913	523,790	51%	177,877	9%	44,004
9.2	ADMINISTRATIVE FEES--ULGT HEALTH CHOICE	28,573	47%	47,385	77%	(13,770)	61,155	46,261	-24%	(14,894)	-2%	(1,124)
10.1	ADMINISTRATIVE FEES--PROPERTY/AUTO PD	323,750	0%	477,867	0%	477,867	0	470,000	0%	470,000	-2%	(7,867)
10.2	ADMINISTRATIVE FEES--LIFE INSURANCE	107,371	70%	158,543	103%	4,504	154,039	157,725	2%	3,686	-1%	(818)
10.3	ADMINISTRATIVE FEES--SURETY BONDS	41,826	89%	49,826	106%	2,896	46,930	49,826	6%	2,896	0%	0
10.4	ADMINISTRATIVE FEES--OTHER	13,838	190%	18,871	260%	11,599	7,272	12,200	68%	4,928	-35%	(6,671)
10.5t	TOTAL ADMINISTRATIVE FEES	731,427	119%	1,232,278	200%	616,969	615,309	1,259,802	105%	644,493	2%	27,525
INTEREST AND INVESTMENT INCOME												
11	BOND INTEREST	752,184	66%	1,127,527	98%	(19,512)	1,147,039	894,283	-22%	(252,756)	-21%	(233,243)
11.1	PTIF INTEREST	134,983	35%	238,519	62%	(143,142)	381,661	310,608	-19%	(71,053)	30%	72,089
11t	INTEREST (CASH AND INVESTMENT) INCOME	887,168	58%	1,366,046	89%	(162,654)	1,528,700	1,204,891	-21%	(323,809)	-12%	(161,155)
11.2	UNREALIZED INVESTMENT GAIN / LOSS	(157,797)		(157,797)		(157,797)	0	0				157,797
12	NLC CAPITAL INVESTMENT	0	0%	0	0%	0	0	0	0%	0	0%	0
12.1t	TOTAL INTEREST AND INVESTMENT INCOME	729,370	48%	1,208,249	79%	(320,451)	1,528,700	1,204,891	-21%	(323,809)	0%	(3,357)
12.2t	TOTAL REVENUES	16,889,817	67%	25,038,649	99%	(210,466)	25,249,115	23,377,525	-7%	(1,871,590)	-7%	(1,661,124)
LOSSES PAID AND RESERVES												
13	LIABILITY LOSSES PAID	1,123,995	21%	3,108,930	57%	(2,355,062)	5,463,992	5,109,652	-6%	(354,340)	64%	2,000,722
14	WORKERS COMPENSATION LOSSES PAID	3,528,516	67%	4,989,748	95%	(244,119)	5,233,867	4,559,618	-13%	(674,249)	-9%	(430,130)
15	PROPERTY / AUTO PD LOSSES PAID	1,933,174	96%	2,693,550	134%	682,024	2,011,526	2,254,946	12%	243,420	-16%	(438,604)
16	VISION / ACCIDENTAL DENTAL LOSSES PAID	23,687	62%	35,530	93%	(2,843)	38,373	38,307	0%	(66)	8%	2,777
16.1t	TOTAL LOSSES PAID AND RESERVES	6,609,372	52%	10,827,758	85%	(1,920,000)	12,747,758	11,962,523	-6%	(785,235)	10%	1,134,765
LOSS ADJUSTMENT EXPENSE - Reserves, Legal, Adjusting												
17	LIABILITY - LOSS ADJUSTMENT EXPENSES	1,824,711	49%	2,880,964	78%	(806,242)	3,687,206	3,669,651	0%	(17,555)	27%	788,687
18	WORKERS COMPENSATION - LOSS ADJUSTMENT EXPENSES	610,914	51%	977,706	81%	(228,846)	1,206,552	1,095,531	-9%	(111,021)	12%	117,825
19	PROPERTY / AUTO PD - LOSS ADJUSTMENT EXPENSES	158,342	124%	180,524	142%	53,101	127,423	143,176	12%	15,753	-21%	(37,348)
19.1t	TOTAL LOSS ADJUSTMENT	2,593,967	52%	4,039,194	80%	(981,987)	5,021,181	4,908,358	-2%	(112,823)	22%	869,164
20	PREMIUM TAX - W/C	230,768	71%	156,799	48%	(166,509)	323,308	161,503	-50%	(161,805)	3%	4,704
20.1t	TOTAL CLAIMS, LOSS ADJUSTMENT & W/C PREMIUM TAX	9,434,106	52%	15,023,751	83%	(3,068,496)	18,092,247	17,032,384	-6%	(1,059,863)	13%	2,008,633

		A	B	C	*D	*E	F	G	H	I	*J	*K
		YTD 08/31/21	YTD 08/31/21	12/31/21	21 Projected vs. 21 Budget	21 Projected vs. 21 Budget	21 Budget	22 Budget	20 Budget vs. 21 Budget	20 Budget vs. 21 Budget	22 Budget vs. 21 Projected	22 Budget vs. 21 Projected
		\$ used	% used	\$ Projected	% used	\$ Variance			% Variance	\$ Variance	% Variance	\$ Variance
GENERAL & ADMINISTRATIVE												
21	ASSOCIATIONS, DUES, CONTRIBUTIONS & SPONSORSHIPS	62,597	50%	99,714	80%	(25,286)	125,000	125,000	0%	0	25%	25,286
22	EMPLOYEE WAGES	1,260,578	69%	1,963,578	107%	133,471	1,830,107	1,943,197	6%	113,090	-1%	(20,381)
22.a	Growth (3 Employees)	0	0%	0	0%	(225,000)	225,000	225,000	0%	0	0%	225,000
23	EMPLOYEE BENEFITS	586,016	63%	895,107	97%	(31,592)	926,699	959,019	3%	32,320	7%	63,912
23.a	Growth (3 Employees)	0	0%	0	0%	(136,982)	136,982	140,525	3%	3,543	0%	140,525
23.b	Education	5,000	50%	5,000	50%	(5,000)	10,000	10,000	0%	0	100%	5,000
24	EMPLOYEE PERFORMANCE INCENTIVE	0	0%	88,327	97%	(3,178)	91,505	136,024	49%	44,519	54%	47,697
24.a	Growth (3 Employees)	0	0%	0	0%	(11,250)	11,250	15,750	40%	4,500	0%	15,750
25	BOARD OF DIRECTORS EXPENSES	2,008	5%	2,008	5%	(34,554)	36,562	36,745	1%	183	1730%	34,737
25.1	Chris Robinson Compensation	1,050	35%	1,650	55%	(1,350)	3,000	3,750	25%	750	127%	2,100
	Life Benefits	1,833	73%	2,797	112%	289	2,508	2,894	15%	386	3%	96
25.1	Todd Beutler Compensation	1,200	32%	2,100	56%	(1,650)	3,750	3,750	0%	0	79%	1,650
	Life Benefits	1,833	73%	2,797	112%	289	2,508	2,894	15%	386	3%	96
25.1	Stephanie Miller Compensation	1,200	32%	2,100	56%	(1,650)	3,750	3,750	0%	0	79%	1,650
	Life Benefits	1,833	73%	2,797	112%	289	2,508	2,894	15%	386	3%	96
25.1	Shawn Milne Compensation	1,050	35%	1,950	65%	(1,050)	3,000	3,750	25%	750	92%	1,800
	Life Benefits	1,833	73%	2,797	112%	289	2,508	2,894	15%	386	3%	96
25.1	Robert Hale Compensation	900	30%	1,500	50%	(1,500)	3,000	3,000	0%	0	100%	1,500
	Life Benefits	916	73%	1,399	112%	145	1,254	1,447	15%	193	3%	48
25.1	Kenneth Neilson Compensation	900	30%	1,500	50%	(1,500)	3,000	3,000	0%	0	100%	1,500
	Life Benefits	1,833	73%	2,797	112%	289	2,508	2,894	15%	386	3%	96
25.1	Bradley Powell Compensation	900	30%	1,500	50%	(1,500)	3,000	3,000	0%	0	100%	1,500
	Life Benefits	916	56%	1,399	86%	(231)	1,630	1,447	-11%	(183)	3%	48
25.1	Pam Roberts Compensation (Paid directly to WFWR)	900	30%	1,500	50%	(1,500)	3,000	3,000	0%	0	100%	1,500
	Life Benefits	0	0%	0	0%	0	0	0	0%	0	0%	0
25.1	George Tripp Compensation	900	0%	1,500	0%	1,500	0	3,000	0%	3,000	100%	1,500
	Life Benefits	0	0%	0	0%	0	0	0	0%	0	0%	0
25.1	David Zook Compensation	900	0%	1,500	0%	1,500	0	3,000	0%	3,000	100%	1,500
	Life Benefits	868	0%	1,833	0%	1,833	0	2,894	0%	2,894	0%	1,061
25.1	Gary Hatch Compensation	750	30%	750	20%	(3,000)	3,750	0	-100%	(3,750)	-100%	(750)
	Life Benefits	1,125	45%	1,125	45%	(1,383)	2,508	0	-100%	(2,508)	-100%	(1,125)
25.1	Craig Butters Compensation	0	0%	0	0%	(3,750)	3,750	0	-100%	(3,750)	0%	0
	Life Benefits	225	9%	225	9%	(2,283)	2,508	0	-100%	(2,508)	-100%	(225)
25.2t	TOTAL	25,872	29%	39,524	44%	(50,476)	90,000	90,000	0%	0	128%	50,476

		A	B	C	*D	*E	F	G	H	I	*J	*K
		YTD 08/31/21	YTD 08/31/21	12/31/21	21 Projected vs. 21 Budget	21 Projected vs. 21 Budget	21 Budget	22 Budget	20 Budget vs. 21 Budget	20 Budget vs. 21 Budget	22 Budget vs. 21 Projected	22 Budget vs. 21 Projected
		\$ used	% used	\$ Projected	% used	\$ Variance			% Variance	\$ Variance	% Variance	\$ Variance
26	TRAVEL	27,368	27%	61,051	61%	(38,949)	100,000	100,000	0%	0	64%	38,949
27	FLEET MAINTAINCE	5,930	30%	10,394	52%	(9,606)	20,000	20,000	0%	0	92%	9,606
28	PROMOTIONAL	29,625	39%	69,437	93%	(5,563)	75,000	75,000	0%	0	8%	5,563
29	BUILDING & DEPRECIATION	247,938	45%	479,432	86%	(75,568)	555,000	555,000	0%	0	16%	75,568
30	EQUIPMENT REPAIRS & MAINTENANCE	416	2%	2,724	11%	(22,276)	25,000	25,000	0%	0	818%	22,276
31	DEPRECIATION EXPENSE	137,758	29%	336,376	72%	(133,624)	470,000	270,000	-43%	(200,000)	-20%	(66,376)
32	LOSS PREVENTION & APPRAISALS	494,754	82%	739,528	123%	139,528	600,000	600,000	0%	0	-19%	(139,528)
33	OFFICE, PRINTING & SUPPLIES	35,650	36%	73,475	73%	(26,525)	100,000	100,000	0%	0	36%	26,525
34	BOOKS, PERIODICALS, SUBSCRIPTION & MATERIALS	2,437	24%	4,656	47%	(5,344)	10,000	10,000	0%	0	115%	5,344
35	POSTAGE	6,833	27%	16,249	65%	(8,751)	25,000	25,000	0%	0	54%	8,751
36	TELEPHONE	19,923	33%	38,858	65%	(21,142)	60,000	60,000	0%	0	54%	21,142
37	LEGAL & ACCOUNTING	101,615	45%	200,000	89%	(25,000)	225,000	225,000	0%	0	13%	25,000
38	IT, CONSULTING & MAINTENANCE	9,610	19%	19,415	39%	(30,585)	50,000	50,000	0%	0	158%	30,585
39	ACTUARIAL FEES	29,037	29%	63,555	64%	(36,445)	100,000	100,000	0%	0	57%	36,445
40	SOFTWARE LICENSING	31,533	42%	42,641	57%	(32,359)	75,000	75,000	0%	0	76%	32,359
41	MISC, BANK FEES & OTHER	25,699	51%	41,597	83%	(8,403)	50,000	50,000	0%	0	20%	8,403
42	PAYROLL TAXES	102,453	58%	154,861	87%	(23,105)	177,966	186,184	5%	8,218	20%	31,323
43.1t	TOTAL GENERAL AND ADMINISTRATIVE	3,248,641	53%	5,445,501	88%	(719,008)	6,164,509	6,170,698	0%	6,189	13%	725,197
43.2t	TOTAL EXPENSES	12,682,747	52%	20,469,252	84%	(3,787,504)	24,256,756	23,203,082	-4%	(1,053,674)	13%	2,733,830
44.3t	CHANGE IN NET POSITION WITH UNREALIZED LOSS	4,207,069		4,569,397			992,359	174,443				
44.4t	TRUST PREMIUM RELIEF CREDIT	0		0			0	0				
44.5t	CHANGE IN NET POSITION	4,207,069		4,569,397			992,359	174,443				
44.6t	UNREALIZED LOSS	157,797		157,797			0	0				
44.7t	CHANGE IN NET POSITION WITHOUT UNREALIZED LOSS	4,364,867		4,727,194			992,359	174,443				

2022 Budget Narrative — *(Comparing 12/31/21 projected to 2022 budget)*

Revenue – 2022

1. Liability Rate / Premium
 - 8% change in rate.
 - Increase 10% or \$1,053,347 to \$11,799,255 (prorated limit increases, annualized).
 - ✓ 8% change in rate.
 - ✓ 3% increase in exposure.
 - Net new business at 1.25% or \$123,380.
 - Total premium \$11,922,635.

2. Workers Compensation Rate / Premium
 - 12% decrease in rate.
 - Decrease 14% or (\$1,289,160) to \$8,076,637.
 - ✓ NCCI class codes down 10% to 15%.
 - ✓ 3% increase in exposure.
 - Net new business increase of .23% or \$15,215.
 - Total premium \$8,091,852.

3. Vision Rate / Premium
 - 0% change in rate.
 - Increase 0% or \$0 to \$111,993.

4. Accidental Dental Rate / Premium
 - 0% change in rate.
 - Increase 0% or \$0 to \$6,200.

5. Property / Auto Physical Damage / Rate / Premium
 - 9% change in rate.
 - Increase 4% or \$406,194 to \$10,221,636.
 - ✓ 9% change in rate.
 - ✓ 3% increase in exposure.
 - Net new business at 1.04% or \$92,250.
 - Total premium \$10,313,886.

6. Liability Reinsurance (contra premium account) *subject to
 - 25% increase in rate and 3% increase in exposure base.
 - Increase 39% or \$945,718 to \$3,367,451.
 - \$50,000 accrual for 2021 - audit.

7. Property / Auto Physical Damage Reinsurance (contra premium account) *subject to
 - 10% increase in rate and 3% increase in exposure base
 - Increase 26% or \$1,050,831 to \$5,086,206.
 - \$50,000 accrual for 2021 - audit.

8. Workers Compensation Reinsurance (contra premium account) *subject to
 - 10% increase in rate and 3% increase in exposure base.
 - Increase 11% or \$89,967 to \$930,078.
 - \$50,000 accrual for 2021 - audit.

9. Administrative Fees Medical / Dental
 - PEHP – Administrative Fees
 - ✓ Increase 9% or \$44,004 to \$523,790.

 - ULGT Health Choice / Medical – Administrative Fees
 - ✓ Decrease 2% or (\$1,124) to \$46,261.

10. Administrative Fees - Other
 - Property / Auto Physical Damage – Administrative Fees
 - ✓ Decrease 2% or (\$7,867) to \$470,000.

 - Life – Administrative Fees
 - ✓ Decrease 1% or (\$818) to \$157,725.

 - Surety Bonds – Administrative Fees
 - ✓ Increase 0% or \$0 to \$49,826.
 - ✓ Contingent commission.

 - Other – Administrative Fees
 - ✓ Decrease 35% or (\$6,671) to \$12,200.

11. Interest Income (Cash and Investments – excluding NLC, unrealized gain)
 - Decrease 12% or (\$161,155) to \$1,204,891.
 - At 8/31/21, unrealized loss (\$157,797).
 - At 8/31/21, interest bearing assets (bonds and cash), \$125,013,981 (at 1.00%).
 - Financial market conditions.

12. NLC Capital Investment
 - Current book value \$525,295.
 - Investment appreciation/depreciation flat.

Expenditures - 2022

Losses Paid and Reserves

13. Liability Losses Paid
 - Increase 64% or \$2,000,722 to \$5,109,652.
 - Taylor-Walker – actuarial analysis.
14. Workers Compensation Losses Paid
 - Decrease 9% or (\$430,130) to \$4,559,618.
 - Taylor-Walker – actuarial analysis.
15. Property / Auto Physical Damage Losses Paid
 - Decrease 16% or (\$438,604) to \$2,254,946.
 - Taylor-Walker – actuarial analysis.
16. Vision / Accidental Dental Losses Paid
 - Increase 8% or \$2,777 to \$38,307.
 - Taylor-Walker – actuarial analysis.

Loss Adjustment Expense (LAE) – Reserves, Legal, Adjusting

17. Liability Loss Adjustment Expense
 - Increase 27% or \$788,687 to \$3,669,651.
 - Taylor-Walker – actuarial analysis.
18. Workers Compensation Loss Adjustment Expense
 - Increase 12% or \$117,825 to \$1,095,531.
 - Taylor-Walker – Actuarial analysis.
19. Property/ Auto Physical Damage Loss Adjustment Expense
 - Decrease 21% or (\$37,319) to \$143,176.
 - Taylor-Walker – actuarial analysis.

Premium Tax – W/C

20. Premium Tax – W/C
 - Increase 3% or \$4,704 to \$161,503.

General & Administrative Expenses

21. Associations, Dues, Contributions & Sponsorships
 - Increase 25% or \$25,286 to \$125,000.
 - Fees paid to industry associations.

22. Employee Wages

- Decrease 1% or (\$20,381) to \$1,943,197.
- 10% increase in 2022.
- 22a Growth (3 employees).
 - ✓ Increase 0% or \$225,000 to \$225,000.

23. Employee Benefits

- Increase 7% or \$63,912 to \$959,019.
 - ✓ Medical / dental insurance premiums.
 - ✓ Utah Retirement Systems Tier 1 decrease .50% to 17.97%.
 - ✓ Utah Retirement Systems Tier 2 increase .50% to 16.19%.
- 23a Growth (3 employees).
 - ✓ Increase 0% or \$140,525 to \$140,525.
- 23b Education.
 - ✓ Increase 100% or \$5,000 to \$10,000.

24. Employee Performance Incentive

- Increase 54% or \$47,697 to \$136,024.
- 7% increase in 2022.
- 24a Growth (3 employees).
 - ✓ Increase 0% or \$15,750 to \$15,750.

25. Board of Directors Compensation, Benefits & Expenses

- Increase 128% or \$50,476 to \$90,00.

26. Travel

- Increase 64% or \$38,949 to \$100,000.

27. Fleet Expenses

- Increase 92% or \$9,606 to \$20,000.

28. Promotional

- Increase 8% or \$5,563 to \$75,000.
- .32% of gross premiums.

29. Building Expense & Building Depreciation

- Increase 16% or \$75,568 to \$555,000.
 - ✓ Depreciation, building improvements.
 - ✓ IT Security.
 - ✓ Utilities, janitorial, landscape, insurance.
 - ✓ Trust / Trustee errors & omissions insurance policy.

30. Equipment Repairs & Maintenance

- Increase 818% or \$22,276 to \$25,000.
 - ✓ Phone, copier machine supplies, service contracts.

31. Depreciation Expense

- Decrease 20% or (\$66,376) to \$270,000.
 - ✓ General.
 - ✓ Equipment, Software, Fleet.

32. Loss Prevention & Appraisals

- Decrease 19% or (\$139,528) to \$600,000.
 - ✓ Trust Appreciation Recognition Program (TARP Awards) \$300,015.
 - ✓ Workers Compensation audits \$70,328.
 - ✓ Property appraisal, valuations \$188,496.

33. Office, Printing & Supplies

- Increase 36% or \$26,525 to \$100,000.
 - ✓ Toner, IT equipment & upgrades.

34. Books, Periodicals, Subscription & Materials

- Increase 115% or \$5,344 to \$10,000.

35. Postage

- Increase 54% or \$8,751 to \$25,000.
 - ✓ Increased communication with membership.

36. Telephone

- Increase 54% or \$21,142 to \$60,000.
 - ✓ Internet, local & long-distance service contracts.

37. Accounting & Legal

- Increase 13% or \$25,000 to \$225,000.
 - ✓ Audit.
 - ✓ General counsel.
 - ✓ Other accounting and legal.

38. IT, Consulting & Maintenance

- Increase 158% or \$30,585 to \$50,000.
 - ✓ Research & development: \$10,000.
 - ✓ IT certificates: \$5,500.

39. Actuarial Fees

- Increase 57% or \$36,445 to \$100,000.
 - ✓ Taylor-Walker – actuarial analysis.
 - ✓ Aon – actuarial analysis.

40. Software Licensing

- Increase 76% or \$32,359 to \$75,000.
- Mod Master / Zywave.
- Software Renewals / Subscriptions.
- Jamf Pro Device Management.
- Backblaze offsite servers.
- WMWare, VEEAM, Virtualization Subscription.

41. Misc. Bank Fees & Other

- Increase 20% or \$8,403 to \$50,000.

42. Tax Payroll Taxes

- Increase 20% or \$31,323 to \$186,184.



October 22, 2021

Mr. Steven Hansen
CEO
Utah Local Governments Trust
55 South Highway 89
North Salt Lake, Utah 84054-2504

RE: 2022 Budget Analysis

Dear Steve,

The purpose of this letter is to provide you with a general description of the methods and assumptions used to determine our projections of loss and loss adjustment expense (LAE) payments and reserves for 2021 and 2022. Our discussion is presented as follows:

Generally, estimated ultimate losses and ALAE for all accident years through 2020 were taken from our analysis of loss and ALAE reserves as of June 30, 2021, which was recently completed. Estimated ultimate losses and ALAE for accident year 2021 were based on our estimates as of June 30, 2021 for the first part of the year, and on an estimated loss and ALAE ratio applied to projected premiums for the remainder of the year. Ultimate losses and ALAE for accident year 2022 were similarly estimated in part based on an estimated loss and ALAE ratio applied to projected premiums or expected losses. Projected premiums in this calculation were provided by your office. In addition, expected loss and ALAE ratios were adjusted to reflect expected loss trends that we judgmentally selected, as well as intended rate level increases provided by your office. Our results are heavily influenced by the projected premiums and rate level increases that you provide. If actual amounts prove to be materially different from what is assumed in our analysis, our projections of payments and reserves could be similarly misstated.

The estimated loss and ALAE ratios were derived for liability, property, and workers compensation (since 2004) as follows:

- Liability: The expected loss and ALAE ratio applicable to the remainder of 2021 was selected judgmentally based on ULGT's actual historical

experience. Given the historically typical split of gross liability premiums between general and auto liability of 94% / 6%, we determined several historical indications of the ratios of ultimate losses and ALAE for each line to these allocated premium amounts. As a result of this review, we selected ratios of ultimate losses and ALAE to gross premiums of 62.5% and 165% to apply to projected gross premiums for general and auto liability, respectively. This process assumes that historical pricing has been at the same relative adequacy level as pricing for the remainder of 2021 will be. The expected loss and ALAE ratio applicable to 2022 was then determined by accounting for any planned premium rate change and estimated loss trend.

- Property and Auto Physical Damage: The expected loss and ALAE ratio applicable to the remainder of 2021 was selected judgmentally at 22.5% based on ULGT's actual historical experience. The expected loss and ALAE ratio applicable to 2022 was then determined by accounting for any planned premium rate change and estimated loss trend.
- Workers Compensation (since 2004): The loss and ALAE ratios expected to be applicable to the remainder of 2021 and to 2022 were derived in consideration of the loss cost multipliers (LCMs), average premium discounts, and relativity between ULGT's experience and NCCI anticipated to be applicable to each period. In this calculation, we assumed that the LCMs contemplate an unallocated loss adjustment expense (ULAE) provision equal to 4% of premiums. The projected ratios of net ultimate losses and ALAE to gross premiums for the remainder of 2021 and for 2022 are 60% and 63%, respectively. Both of these ratios reflect projected rate changes, estimated loss trend, and expected discounts to be offered. To the extent that the actual premium rate change and loss cost multiplier determined in the workers compensation rate analysis that we will conduct later this year differ from the current assumptions, our projections prepared at this time could be misstated.

Once ultimate losses and ALAE had been projected for each accident year through 2022, losses and ALAE to be paid through various future points in time were estimated by applying a selected claim payment pattern based on ULGT's actual experience, industry information, and judgment. The estimated loss and ALAE payments to be made during the remainder of 2021 and during 2022 were determined accordingly. Loss and ALAE reserves as of December 31, 2021 and 2022 were determined by subtracting projected losses and ALAE paid through each date from projected ultimate losses and ALAE for each accident year. We also determined future incurred amounts, which are defined as projected payments plus the change in reserves between any two dates. We split these

amounts out between the current accident year and all prior years. This allows the projected incurred amounts for the current year to be a consistent measure across years, not distorted by adverse or favorable development experienced on prior accident years.

For workers compensation claims incurred prior to 2004, payments during future annual periods were assumed to be 5% of the reserves at the start of the period, and reserves were otherwise assumed not to develop upward or downward each year. Reserves associated with this segment were therefore assumed to decrease by the amount of projected payments while increasing by the amount of expected development.

Finally, estimated ULAE reserves at future dates were determined by assuming that the relationship of ULAE reserves to loss and ALAE reserves as of June 30, 2021, as determined in our recently completed reserve analysis, will be consistent as of future dates as well. We projected ULAE payments to be made in the future using claims administration fees charged in 2021, and assuming that there would be no increase to these fees in 2022. If the fees for 2022 change materially, then our projections of payments could be similarly misstated.

Attached is an exhibit which summarizes the results of our 2022 budget analysis. We would stress that the accuracy of our results is dependent upon the accuracy of the data provided for our analysis. We assume that the data upon which our analyses are based are accurate. If these data are subsequently determined to be materially in error, the results of our analyses could similarly be in error.

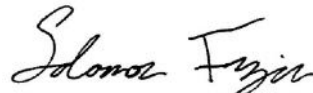
Please let us know if you require any further explanation of the methods or assumptions used in our analysis.

Sincerely,

TAYLOR-WALKER CONSULTING, LLC



Brent M. Sallay, FCAS, MAAA
Senior Consulting Actuary



Solomon L. Frazier, FSA, FCAS, MAAA
Senior Consulting Actuary

BMS/slf

Enclosure

Utah Local Governments Trust
Summary of Projected Loss and LAE Payments and Reserves
as of December 31, 2021 and December 31, 2022

Category	Estimated Reserves 6/30/21	Estimated Reserves 12/31/21	Estimated Reserves 12/31/22	Estimated Reserve Change YE21-YE22	Estimated Pd 7/1-12/31 2021	Estimated Pd During 2022	Estimated Incd 7/1-12/31 2021	Estimated Incd During 2022	AY 2021 Incd in 2021	Prior AYs Incd in 2021
General & Auto Liability										
Loss	14,785,675	14,675,970	14,926,752	250,782	2,326,996	4,858,870	2,217,291	5,109,652	5,664,362	-2,288,882
ALAE	6,463,036	6,415,082	6,524,702	109,621	1,293,252	2,700,366	1,245,298	2,809,986	2,455,307	-52,391
ULAE	441,717	438,966	447,110	8,143	425,760	851,521	423,010	859,664	851,521	NA
Total	21,690,428	21,530,018	21,898,564	368,546	4,046,008	8,410,756	3,885,599	8,779,302	8,971,190	-2,341,273
Property & Auto Physical Damage										
Loss	897,819	648,051	612,653	-35,398	1,360,220	2,290,344	1,110,452	2,254,946	2,423,242	-778,794
ALAE	0	0	0	0	0	0	0	0	0	0
ULAE	40,140	28,974	27,391	-1,583	72,632	144,759	61,465	143,176	145,263	NA
Total	937,960	677,024	640,044	-36,980	1,432,852	2,435,103	1,171,917	2,398,122	2,568,505	-778,794
Workers Compensation										
Old-Loss & LAE	435,264	424,382	403,163	-21,219	10,882	21,219	0	0	0	0
New-Loss	13,443,909	13,636,302	13,561,898	-74,404	2,352,586	4,634,022	2,544,979	4,559,617	5,444,872	-403,244
New-ALAE	1,752,875	1,777,960	1,768,259	-9,701	278,182	547,950	303,267	538,249	583,666	-61,854
New-ULAE	105,102	106,607	106,025	-582	257,167	512,680	258,671	512,098	514,334	NA
Total	15,737,151	15,945,251	15,839,345	-105,906	2,898,816	5,715,871	3,106,917	5,609,965	6,542,873	-465,098
All Lines Combined										
Loss	29,562,667	29,384,705	29,504,466	119,761	6,050,684	11,804,454	5,872,722	11,924,215	13,532,476	-3,470,920
ALAE	8,215,911	8,193,042	8,292,961	99,919	1,571,433	3,248,316	1,548,565	3,348,235	3,038,973	-114,245
ULAE	586,960	574,547	580,526	5,979	755,559	1,508,959	743,146	1,514,939	1,511,118	NA
Total	38,365,537	38,152,293	38,377,953	225,659	8,377,676	16,561,730	8,164,432	16,787,389	18,082,568	-3,585,166

Notes:

Estimated payments and reserves as of future valuation dates based on payment patterns and estimates of ultimate losses and ALAE from our analysis as of June 30, 2021. Loss for all lines combined includes LAE related to old WC business.

Liability

Assumes 2021 direct premiums of 10,745,908 and 2022 direct premiums of 11,922,635 (both provided by Company), split 94% / 6% between GL and AL, and ratios of net losses and ALAE to direct premiums of 62.5% and 165% for GL and AL, respectively, for the remainder of 2021, with the ratio for 2022 adjusted to reflect changes in rate adequacy, expected loss trend, and the difference between historical and prospective retention levels.

Property & Auto Physical Damage

Assumes 2021 direct premiums of 9,815,442 and 2022 direct premiums of 10,313,886 (both provided by Company), and the ratio of net losses and ALAE to direct premiums of 22.5% for the remainder of 2021, with the ratio for 2022 adjusted to reflect changes in rate adequacy and expected loss trend.

Workers Compensation

For run-off business written prior to 2004, assumes that annual payments will be 5% of prior year-end reserves and that ultimate losses and LAE will increase by 0% of prior year-end reserves each year. For ongoing business written since 2004, assumes 2021 direct premiums of 9,365,797 and 2022 direct premiums of 8,091,852 (both provided by Company), and ratios of net losses and ALAE to direct premiums of 60% and 63% for the remainder of 2021 and for 2022, respectively. These ratios reflect changes in rate adequacy, expected loss trend, expected discounts offered, and retention level changes.

ULAE

Estimated ULAE reserves based on ratios of ULAE reserves to loss and ALAE reserves from our analysis as of June 30, 2021.

Expected ULAE payments during future periods based on historical claim count data and administration fees.

All ULAE incurred in 2021 displayed as pertaining to AY 2021, though any allocation of these amounts to individual accident years is theoretical and arbitrary.

1 - Liability
BUDGET 2022

	<u>Per Financials</u> <u>YTD 08/31/21</u>	<u>\$ Projected</u>	<u>PRELIMINARY</u> <u>BUDGET 2022</u>
Liability Premium	7,019,796	9,845,584	
Reverse endorsements		-	
Reverse new business included in earned premiums		(216,214)	
Total Net of New Business		9,629,370	
Liability Endorsements	-	-	
Projected liability endorsements equal current liability endorsements			
Liability Premium			11,799,255 1.1
Projected Liab Net New Business Earned Premium	144,143	216,214	
Budget Projected Liability Net New Business - See support document			123,380 1.1
Total With Net of New Business	7,163,939	9,845,584	

Projected / Budgeted				
Line	2021 Premium With New Business	Overall Projected % Change	2022 Estimated Premium	2022 Premium Change
Liability	10,745,908	10%	11,799,255	1,053,347
WC	9,365,797	-14%	8,076,637	-1,289,160
Property	6,503,441	9%	7,099,257	595,816
Auto PD	3,312,002	-6%	3,122,379	-189,623
Vision	111,993	0.00%	111,993	0
Accidental Dental	6,200	0.00%	6,200	0
	30,045,341	1%	30,215,721	170,380

2022 Proposed Earned Premium - Net Business Growth Budgeted					
Line	New Business Objective Premium	New Business Objective %	Estimated Lost Business	Net Gain Earned Premium	Net Gain %
Liability	150,171	1.40%	26,791	123,380	1.15%
WC	115,215	1.23%	100,000	15,215	0.16%
Property	39,205	0.60%	5,826	33,379	0.51%
Auto PD	65,140	1.97%	6,269	58,871	1.78%
	369,731	1.23%	138,886	230,845	0.77%

Property & Auto PD Combined

92,250	0.94%
---------------	--------------

NOTES	
Liability	We anticipate 3% organic growth in exposures. We will increase premium 8%, which covers expected increase in reinsurance.
WC	We anticipate 3% organic growth in payroll. We will have 0% increase in rate, NCCI class codes down 10% to 15%.
Property	We anticipate 3% organic growth in TIV. We will increase property rates 9%, which will cover expected increase in reinsurance, including increased cost of cyber coverage.
Auto	We anticipate 3% organic growth in exposure, 0% increase.
Vision	Numbers from AllAccountsAllLinesAllPremiums report from myTRUST generated on 08/25/2020. No rate change - Flat.
Accidental Dental	Numbers from AllAccountsAllLinesAllPremiums report from myTRUST generated on 08/25/2020. No rate change - Flat.
2021 Projected Net Earned New Business	From Ryan Hatch.

2 - Workers Compensation
BUDGET 2022

	Per Financials		PRELIMINARY
	<u>YTD 08/31/21</u>	<u>\$ Projected</u>	<u>BUDGET 2022</u>
Workers Compensation Premium	6,162,450	9,365,797	
Reverse new business included in earned premiums		(103,811)	
Total Net of New Business		9,261,986	
Projected W/C Net New Business Earned Premium	69,207	103,811	8,076,637 1.1
Budget Projected W/C Net New Business - See support document			15,215 1.1
Total With Net of New Business	6,231,658	9,365,797	8,091,852

Projected / Budgeted				
Line	2021 Premium With New Business	Overall Projected % Change	2022 Estimated Premium	2022 Premium Change
Liability	10,745,908	10%	11,799,255	1,053,347
WC	9,365,797	-14%	8,076,637	-1,289,160
Property	6,503,441	9%	7,099,257	595,816
Auto PD	3,312,002	-6%	3,122,379	-189,623
Vision	111,993	0.00%	111,993	0
Accidental Dental	6,200	0.00%	6,200	0
	30,045,341	1%	30,215,721	170,380

2022 Proposed Earned Premium - Net Business Growth Budgeted					
Line	New Business Objective Premium	New Business Objective %	Estimated Lost Business	Net Gain Earned Premium	Net Gain %
Liability	150,171	1.40%	26,791	123,380	1.15%
WC	115,215	1.23%	100,000	15,215	0.16%
Property	39,205	0.60%	5,826	33,379	0.51%
Auto PD	65,140	1.97%	6,269	58,871	1.78%
	369,731	1.23%	138,886	230,845	0.77%

Property & Auto PD Combined

92,250	0.94%
---------------	--------------

NOTES	
Liability	We anticipate 3% organic growth in exposures. We will increase premium 8%, which covers expected increase in reinsurance.
WC	We anticipate 3% organic growth in payroll. We will have 0% increase in rate, NCCI class codes down 10% to 15%.
Property	We anticipate 3% organic growth in TIV. We will increase property rates 9%, which will cover expected increase in reinsurance, including increased cost of cyber coverage.
Auto	We anticipate 3% organic growth in exposure, 0% increase.
Vision	Numbers from AllAccountsAllLinesAllPremiums report from myTRUST generated on 08/25/2020. No rate change - Flat.
Accidental Dental	Numbers from AllAccountsAllLinesAllPremiums report from myTRUST generated on 08/25/2020. No rate change - Flat.
2021 Projected Net Earned New Business	From Ryan Hatch.

3 - Vision
BUDGET 2022

	Per Financials YTD 08/31/21	\$ Projected	PRELIMINARY BUDGET 2022
Vision Premium	75,806		
Total Projected - See support document		111,993	
Budget Projected Vision - See support document			111,993 3.1

Projected / Budgeted				
Line	2021 Premium With New Business	Overall Projected % Change	2022 Estimated Premium	2022 Premium Change
Liability	10,745,908	10%	11,799,255	1,053,347
WC	9,365,797	-14%	8,076,637	-1,289,160
Property	6,503,441	9%	7,099,257	595,816
Auto PD	3,312,002	-6%	3,122,379	-189,623
Vision	111,993	0.00%	111,993	0
Accidental Dental	6,200	0.00%	6,200	0
	30,045,341	1%	30,215,721	170,380

2022 Proposed Earned Premium - Net Business Growth Budgeted					
Line	New Business Objective Premium	New Business Objective %	Estimated Lost Business	Net Gain Earned Premium	Net Gain %
Liability	150,171	1.40%	26,791	123,380	1.15%
WC	115,215	1.23%	100,000	15,215	0.16%
Property	39,205	0.60%	5,826	33,379	0.51%
Auto PD	65,140	1.97%	6,269	58,871	1.78%
	369,731	1.23%	138,886	230,845	0.77%

Property & Auto PD Combined

92,250	0.94%
---------------	--------------

NOTES	
Liability	We anticipate 3% organic growth in exposures. We will increase premium 8%, which covers expected increase in reinsurance.
WC	We anticipate 3% organic growth in payroll. We will have 0% increase in rate, NCCI class codes down 10% to 15%.
Property	We anticipate 3% organic growth in TIV. We will increase property rates 9%, which will cover expected increase in reinsurance, including increased cost of cyber coverage.
Auto	We anticipate 3% organic growth in exposure, 0% increase.
Vision	Numbers from AllAccountsAllLinesAllPremiums report from myTRUST generated on 08/25/2020. No rate change - Flat.
Accidental Dental	Numbers from AllAccountsAllLinesAllPremiums report from myTRUST generated on 08/25/2020. No rate change - Flat.
2021 Projected Net Earned New Business	From Ryan Hatch.

4 - Accidental Dental
BUDGET 2022

	Per Financials YTD 08/31/21	\$ Projected	PRELIMINARY BUDGET 2022
Accidental Dental Premium	4,186		
Projected - See support document		6,200	
Budget Projected Accidental Dental - See support document			6,200 4.1

Projected / Budgeted				
Line	2021 Premium With New Business	Overall Projected % Change	2022 Estimated Premium	2022 Premium Change
Liability	10,745,908	10%	11,799,255	1,053,347
WC	9,365,797	-14%	8,076,637	-1,289,160
Property	6,503,441	9%	7,099,257	595,816
Auto PD	3,312,002	-6%	3,122,379	-189,623
Vision	111,993	0.00%	111,993	0
Accidental Dental	6,200	0.00%	6,200	0
	30,045,341	1%	30,215,721	170,380

2022 Proposed Earned Premium - Net Business Growth Budgeted					
Line	New Business Objective Premium	New Business Objective %	Estimated Lost Business	Net Gain Earned Premium	Net Gain %
Liability	150,171	1.40%	26,791	123,380	1.15%
WC	115,215	1.23%	100,000	15,215	0.16%
Property	39,205	0.60%	5,826	33,379	0.51%
Auto PD	65,140	1.97%	6,269	58,871	1.78%
	369,731	1.23%	138,886	230,845	0.77%

Property & Auto PD Combined

92,250	0.94%
---------------	--------------

NOTES	
Liability	We anticipate 3% organic growth in exposures. We will increase premium 8%, which covers expected increase in reinsurance.
WC	We anticipate 3% organic growth in payroll. We will have 0% increase in rate, NCCI class codes down 10% to 15%.
Property	We anticipate 3% organic growth in TIV. We will increase property rates 9%, which will cover expected increase in reinsurance, including increased cost of cyber coverage.
Auto	We anticipate 3% organic growth in exposure, 0% increase.
Vision	Numbers from AllAccountsAllLinesAllPremiums report from myTRUST generated on 08/25/2020. No rate change - Flat.
Accidental Dental	Numbers from AllAccountsAllLinesAllPremiums report from myTRUST generated on 08/25/2020. No rate change - Flat.
2021 Projected Net Earned New Business	From Ryan Hatch.

5 - Property / Auto
BUDGET 2022

	Per Financials	\$ Projected	PRELIMINARY
	<u>YTD 08/31/21</u>		<u>BUDGET 2022</u>
Property / Auto Premium	6,110,256	9,815,442	
Reverse new business included in earned premiums		(650,058)	
Total Net of New Business		9,165,384	
			10,221,636 5.1
Projected Prop/Auto net new business earned premium	433,372	650,058	
Budget Projected Prop / Auto net new business - See support document			92,250 5.1
Total With Net of New Business	6,543,628	9,815,442	10,313,886

Projected / Budgeted				
Line	2021 Premium With New Business	Overall Projected % Change	2022 Estimated Premium	2022 Premium Change
Liability	10,745,908	10%	11,799,255	1,053,347
WC	9,365,797	-14%	8,076,637	-1,289,160
Property	6,503,441	9%	7,099,257	595,816
Auto PD	3,312,002	-6%	3,122,379	-189,623
Vision	111,993	0.00%	111,993	0
Accidental Dental	6,200	0.00%	6,200	0
	30,045,341	1%	30,215,721	170,380
	9,815,442	4.14%	10,221,636	

2022 Proposed Earned Premium - Net Business Growth Budgeted					
Line	New Business Objective Premium	New Business Objective %	Estimated Lost Business	Net Gain Earned Premium	Net Gain %
Liability	150,171	1.40%	26,791	123,380	1.15%
WC	115,215	1.23%	100,000	15,215	0.16%
Property	39,205	0.60%	5,826	33,379	0.51%
Auto PD	65,140	1.97%	6,269	58,871	1.78%
	369,731	3.77%	138,886	230,845	0.77%

Property & Auto PD Combined

92,250

0.94%

NOTES	
Liability	We anticipate 3% organic growth in exposures. We will increase premium 8%, which covers expected increase in reinsurance.
WC	We anticipate 3% organic growth in payroll. We will have 0% increase in rate, NCCI class codes down 10% to 15%.
Property	We anticipate 3% organic growth in TIV. We will increase property rates 9%, which will cover expected increase in reinsurance, including increased cost of cyber coverage.
Auto	We anticipate 3% organic growth in exposure, 0% increase.
Vision	Numbers from AllAccountsAllLinesAllPremiums report from myTRUST generated on 08/25/2020. No rate change - Flat.
Accidental Dental	Numbers from AllAccountsAllLinesAllPremiums report from myTRUST generated on 08/25/2020. No rate change - Flat.
2021 Projected Net Earned New Business	From Ryan Hatch.

6 - Reinsurance Liability
BUDGET 2022

	Per Financials YTD 08/31/21	\$ Projected	PRELIMINARY BUDGET 2022
Current Reinsurance Liability	1,594,217	1,594,217	
Audit premium paid		206,879 *	
Normal reinsurance liability monthly expense: General Liability & Crime Multiplied by 4 months remaining		4	
Total		827,516	
Projected current liability reinsurance expense		\$ 2,421,733	
Reinsurance audit accrual		50,000 *	
<i>Total</i>		50,000	
Budgeted (Includes: 25% increase in rate and 3% increase in exposure)			3,367,451
Additional reinsurance liability expenses (Audits, etc...)			50,000

2021 - 2022 Projected Exposure Summary					2022 Budgeted Reinsurance Cost			
	2021	2022	% Change*	Δ Change	Current Rate (2021)		Projected Rate Increase	Budgeted Reinsurance Cost
Workers Compensation (Payroll)	768,631,853	791,690,809	3%	23,058,956	0.1068	Per \$100 of payroll	10%	\$ 930,078
Liability (Net Operating Expenses)	2,402,181,852	2,474,247,308	3%	72,065,456	1.0888	Per \$1,000 of NOE	25%	\$ 3,367,451
Property (TIV) includes APIP Pollution and Cyb	5,909,574,931	6,086,862,179	3%	177,287,248	0.0729	Per \$100 of TIV	10%	\$ 5,403,348
Auto Physical Damage (TIV)	632,349,581	651,320,068	3%	18,970,487				

Organic Growth	
Workers Compensation	3%
Liability	3%
Property	3%
Auto Physical Damage	3%

2021 Premium	Other Policies		
\$93,659	Crime	0%	\$ 93,659
N/A - Carrier non-renewed the Trust	Other Pollution (Currently APEEL)	N/A	N/A
\$30,337	Trust D&O	10%	\$ 34,462
\$99,083.00	Airport Liability	10%	\$ 108,991.30
N/A - Carrier non-renewed the Trust	Excess Cyber Liability	N/A	N/A

* % Change incorporates organic growth (listed above) and exposure increases from projected new business.

Revision Date: 9/21/21

7 - Reinsurance Property / Auto
BUDGET 2022

	Per Financials YTD 08/31/21	<u>\$ Projected</u>	PRELIMINARY BUDGET 2022
Current Reinsurance Property / Auto	2,435,906	2,435,906	
Used normal reinsurance property / auto monthly expense		399,867 *	
Multiplied by 4 months remaining		<u>4</u>	
Total		1,599,468	
Projected current property / auto reinsurance expense		\$ 4,035,374	
Reinsurance audit accrual		50,000	
<i>Total</i>		50,000	
Projected Property / Auto Reinsurance			
Budgeted			5,086,206
(Includes: 10% increase in rate and an increase in exposure base of 3% for property & 3% for Auto)			
Additional reinsurance property / auto expenses (Audits, etc...)			50,000

2021 - 2022 Projected Exposure Summary

2022 Budgeted Reinsurance Cost

	2021	2022	% Change*	Δ Change	2022 Budgeted Reinsurance Cost			
					Current Rate (2021)		Projected Rate Increase	Budgeted Reinsurance Cost
Workers Compensation (Payroll)	768,631,853	791,690,809	3%	23,058,956	0.1068	Per \$100 of payroll	10%	\$ 930,078
Liability (Net Operating Expenses)	2,402,181,852	2,474,247,308	3%	72,065,456	1.0888	Per \$1,000 of NOE	25%	\$ 3,367,451
Property (TIV) includes APIP Pollution and Cyb	5,909,574,931	6,086,862,179	3%	177,287,248	0.0729	Per \$100 of TIV	10%	\$ 5,403,348
Auto Physical Damage (TIV)	632,349,581	651,320,068	3%	18,970,487				
Combined	6,541,924,512	6,738,182,247	3.0%	196,257,735				

2021 Premium	Other Policies		
\$93,659	Crime	0%	\$ 93,659
N/A - Carrier non-renewed the Trust	Other Pollution (Currently APEEL)	N/A	N/A
\$30,337	Trust D&O	10%	\$ 34,462
\$99,083.00	Airport Liability	10%	\$ 108,991.30
N/A - Carrier non-renewed the Trust	Excess Cyber Liability	N/A	N/A

Organic Growth	
Workers Compensation	3%
Liability	4%
Property	3%
Auto Physical Damage	3%

* % Change incorporates organic growth (listed above) and exposure increases from projected new business.

Revision Date: 9/21/21

8 - Reinsurance Workers Compensation
BUDGET 2022

	Per Financials		PRELIMINARY
	<u>YTD 08/31/21</u>	<u>\$ Projected</u>	<u>BUDGET 2022</u>
Current Reinsurance Workers Compensation (Includes \$0.00 Audit Premium)	560,074	560,074	
Use normal reinsurance W/C monthly expense	-	70,009 *	
Multiplied by 4 months remaining		<u>4</u>	
Total		280,037	
Projected current W/C reinsurance expense		840,111	
Reinsurance audit accrual		50,000 *	
<i>Total</i>		50,000	
Budgeted (Includes: 10% increase in rate and 3% increase in exposure)			930,078
Additional reinsurance W/C expenses (Audits, etc...)			50,000

2021 - 2022 Projected Exposure Summary					2022 Budgeted Reinsurance Cost			
	2021	2022	% Change*	Δ Change	Current Rate (2021)		Projected Rate Increase	Budgeted Reinsurance Cost
Workers Compensation (Payroll)	768,631,853	791,690,809	3%	23,058,956	0.1068	Per \$100 of payroll	10%	\$ 930,078
Liability (Net Operating Expenses)	2,402,181,852	2,474,247,308	3%	72,065,456	1.0888	Per \$1,000 of NOE	25%	\$ 3,367,451
Property (TIV) includes APIP Pollution and Cyb	5,909,574,931	6,086,862,179	3%	177,287,248	0.0729	Per \$100 of TIV	10%	\$ 5,403,348
Auto Physical Damage (TIV)	632,349,581	651,320,068	3%	18,970,487				

Organic Growth	
Workers Compensation	3%
Liability	4%
Property	3%
Auto Physical Damage	3%

2021 Premium	Other Policies		
\$93,659	Crime	0%	\$ 93,659
N/A - Carrier non-renewed the Trust	Other Pollution (Currently APEEL)	N/A	N/A
\$30,337	Trust D&O	10%	\$ 34,462
\$99,083.00	Airport Liability	10%	\$ 108,991.30
N/A - Carrier non-renewed the Trust	Excess Cyber Liability	N/A	N/A

* % Change incorporates organic growth (listed above) and exposure increases from projected new business.

Revision Date: 9/21/21

9.1 - Administrative Fees - PEHP
BUDGET 2022

	Per Financials YTD 08/31/21	\$ Projected	PRELIMINARY BUDGET 2022
Administrative Fees - PEHP	216,069	216,069	
Estimated from Sept to Dec		<u>263,718</u>	
Total Projected PEHP Net (100% & 50% Trust Shared Commissions with IFB - See support document)		479,786	9.1a
Total Estimated Budget (See support document)			523,790 9.1a

**PEHP Commission
2021 Projected & 2022 Budgeted**

Total Estimated Commission Remaining for CURRENT YEAR:	\$ 259,842.33	
Total Commission (Including Projected) for CURRENT YEAR:	\$ 479,786.38	9.1a
Estimated Commission Budget Amount for NEXT YEAR:	\$ 523,790.38	9.1a

2021 PEHP Commission by Month Total Commission	Commission Month								Grand Total	3 Month Commission Average	90% Split with Gallagher	Number of Unpaid Months in CURRENT YEAR	Estimated Commission Remaining for CURRENT YEAR	Estimated Commission Projected for CURRENT YEAR	Estimated Commission Budget for NEXT YEAR
	Jan-21	Feb-21	Mar-21	Apr-21	May-21	Jun-21	Jul-21								
AURORA CITY-LGRP	\$ 38.00		\$ 76.00	\$ 38.00	\$ 38.00	\$ 38.00	\$ 38.00	\$ 38.00	\$ 228.00	\$ 45.60	-	7	\$ 319.20	\$ 547.20	\$ 547.20
BALLARD CITY	\$ 76.00	\$ 76.00	\$ 76.00	\$ 76.00	\$ 76.00	\$ 76.00	\$ 76.00	\$ 76.00	\$ 608.00	\$ 76.29	-	8	\$ 381.43	\$ 915.43	\$ 915.43
BIG WATER MUNICIPAL	\$ 109.00	\$ 216.00							\$ 325.00	\$ 162.50	-	10	\$ 1,625.00	\$ 1,644.00	\$ 1,944.00
BONA VISTA WATER IMPROVEMENT DISTRICT - LGRP	\$ 387.24	\$ 387.80	\$ 384.58	\$ 387.80	\$ 350.10	\$ 387.50	\$ 388.25	\$ 2,673.28	\$ 381.90	\$ 381.90	-	5	\$ 1,909.49	\$ 4,582.77	\$ 4,582.77
CACHE METRO PLANNING ORGANIZATION-LGRP	\$ 38.88	\$ 29.93	\$ 38.88	\$ 38.88	\$ 38.88	\$ 38.88	\$ 38.88	\$ 233.33	\$ 37.22	\$ 37.22	-	6	\$ 223.33	\$ 446.66	\$ 446.66
CACHE VALLEY TRANSITY DISTRICT-LGRP	\$ 2,311.19	\$ 2,311.12	\$ 2,239.11	\$ 2,202.27	\$ 2,084.46	\$ 2,122.96	\$ 2,160.81	\$ 15,429.92	\$ 2,204.27	\$ 2,204.27	-	6	\$ 11,021.37	\$ 26,451.29	\$ 26,451.29
CENTERFIELD CITY	\$ 38.00	\$ 38.00	\$ 38.00	\$ 38.00	\$ 38.00	\$ 38.00	\$ 38.00	\$ 266.00	\$ 38.00	\$ 38.00	-	6	\$ 266.00	\$ 532.00	\$ 532.00
CENTRAL IRON COUNTY WATER CONSERVATION DISTRICT	\$ 403.00	\$ 210.00	\$ 210.00	\$ 228.00	\$ 228.00	\$ 228.00	\$ 234.00	\$ 1,741.00	\$ 248.71	\$ 248.71	-	5	\$ 1,243.57	\$ 2,984.57	\$ 2,984.57
COTTONWOOD HEIGHTS PARKS & RECREATION SVC AREA	\$ 852.11		\$ 1,683.40	\$ 890.29	\$ 851.47	\$ 927.47	\$ 928.80	\$ 6,133.34	\$ 876.19	\$ 876.19	-	5	\$ 4,380.96	\$ 10,514.30	\$ 10,514.30
COTTONWOOD IMPROVEMENT DISTRICT-LGRP	\$ 982.21	\$ 1,016.00	\$ 988.00	\$ 1,052.81	\$ 1,052.81	\$ 1,052.81	\$ 1,216.54	\$ 7,261.18	\$ 1,051.60	\$ 1,051.60	-	6	\$ 5,237.99	\$ 12,619.17	\$ 12,619.17
DAVIS & WEBER COUNTIES CANAL CO-LGRP	\$ 461.11	\$ 461.11	\$ 461.11	\$ 461.11	\$ 423.11	\$ 423.11	\$ 423.11	\$ 3,078.82	\$ 439.83	\$ 439.83	-	5	\$ 2,199.16	\$ 5,277.98	\$ 5,277.98
DAVIS COMMUNITY HOUSING AUTHORITY	\$ 420.00	\$ 420.00	\$ 420.00	\$ 420.00	\$ 420.00	\$ 420.00	\$ 420.00	\$ 2,940.00	\$ 420.00	\$ 420.00	-	5	\$ 2,100.00	\$ 5,040.00	\$ 5,040.00
DAVIS COUNTY MOSQUITO ABATEMENT DISTRICT - LGRP	\$ 190.00	\$ 190.00	\$ 380.00		\$ 190.00	\$ 380.00		\$ 1,330.00	\$ 266.00	\$ 266.00	-	7	\$ 1,862.00	\$ 3,192.00	\$ 3,192.00
DAVE STATE COLLEGE											-	12	\$ -	\$ -	\$ -
DUCHESE CITY-LGRP	\$ 608.00	\$ 266.00		\$ 532.00	\$ 266.00		\$ 266.00	\$ 1,938.00	\$ 276.86	\$ 276.86	-	5	\$ 1,384.29	\$ 3,322.29	\$ 3,322.29
DUCHESE COUNTY MOSQUITO ABATEMENT DISTRICT	\$ 38.00	\$ 38.00	\$ 38.00	\$ 38.00	\$ 38.00	\$ 38.00	\$ 38.00	\$ 266.00	\$ 38.00	\$ 38.00	-	6	\$ 266.00	\$ 532.00	\$ 532.00
EAST CARBON CITY-LGRP	\$ 688.00		\$ 608.00		\$ 648.00		\$ 684.00		\$ 2,622.00	\$ 374.57	-	5	\$ 1,872.86	\$ 4,484.86	\$ 4,484.86
ELSDORNE TOWN-LGRP	\$ 3.00	\$ 3.00	\$ 3.00	\$ 3.00	\$ 3.00	\$ 3.00	\$ 4.00	\$ 22.00	\$ 3.14	\$ 3.14	-	6	\$ 19.71	\$ 37.71	\$ 37.71
ELWOOD TOWN	\$ 76.00		\$ 76.00	\$ 76.00	\$ 76.00	\$ 76.00	\$ 76.00	\$ 458.00	\$ 65.43	\$ 65.43	-	5	\$ 327.14	\$ 785.14	\$ 785.14
EMERY COUNTY RECREATION DISTRICT - LGRP											-	12	\$ -	\$ -	\$ -
EMERY TOWN - LGRP	\$ 38.00	\$ 38.00	\$ 38.00	\$ 76.00		\$ 76.00		\$ 266.00	\$ 53.20	\$ 53.20	-	7	\$ 372.40	\$ 638.40	\$ 638.40
ENOCH CITY-LGRP	\$ 693.37	\$ 693.37	\$ 693.37	\$ 693.37	\$ 693.37	\$ 693.37	\$ 693.37	\$ 4,159.45	\$ 693.24	\$ 693.24	-	6	\$ 4,159.45	\$ 8,318.90	\$ 8,318.90
EUREKA CITY - LGRP	\$ 114.00	\$ 114.00	\$ 114.00	\$ 114.00	\$ 114.00	\$ 228.00	\$ 114.00	\$ 798.00	\$ 133.00	\$ 133.00	-	6	\$ 798.00	\$ 1,596.00	\$ 1,596.00
FAIRVIEW CITY-LGRP	\$ 196.00	\$ 196.00	\$ 196.00	\$ 231.00	\$ 196.00	\$ 196.00	\$ 203.00	\$ 1,411.00	\$ 201.57	\$ 201.57	-	5	\$ 1,007.86	\$ 2,418.86	\$ 2,418.86
FAIR WEST CITY-LGRP	\$ 342.00	\$ 342.00	\$ 342.00	\$ 342.00	\$ 342.00	\$ 342.00	\$ 342.00	\$ 2,403.00	\$ 342.29	\$ 342.29	-	6	\$ 2,058.00	\$ 4,116.00	\$ 4,116.00
FRUIT GREEN CITY-LGRP	\$ 140.00	\$ 280.00	\$ 140.00	\$ 146.00	\$ 146.00	\$ 146.00	\$ 146.00	\$ 998.00	\$ 166.33	\$ 166.33	-	6	\$ 998.00	\$ 1,996.00	\$ 1,996.00
FRUIT HEIGHTS CITY-LGRP	\$ 450.00	\$ 225.00	\$ 225.00	\$ 225.00	\$ 225.00			\$ 1,575.00	\$ 262.50	\$ 262.50	-	6	\$ 1,575.00	\$ 3,150.00	\$ 3,150.00
GARLAND CITY MUNICIPAL CORPORATION - LGRP											-	12	\$ -	\$ -	\$ -
GENOLA TOWN-LGRP	\$ 6.00		\$ 6.00	\$ 6.00	\$ 6.00	\$ 6.00	\$ 6.00	\$ 38.00	\$ 6.33	\$ 6.33	-	6	\$ 38.00	\$ 76.00	\$ 76.00
GENOLA TOWN			\$ 35.00	\$ 35.00	\$ 35.00	\$ 35.00	\$ 35.00	\$ 175.00	\$ 35.00	\$ 35.00	-	7	\$ 245.00	\$ 420.00	\$ 420.00
HELPER CITY-LGRP	\$ 423.77	\$ 458.77	\$ 459.42	\$ 424.70	\$ 424.42	\$ 424.13	\$ 438.69	\$ 3,053.90	\$ 436.27	\$ 436.27	-	5	\$ 2,181.36	\$ 5,236.26	\$ 5,236.26
HOUSING AUTHORITY OF CARBON COUNTY - LGRP	\$ 18.00	\$ 18.00	\$ 18.00	\$ 298.00	\$ 298.00	\$ 298.00	\$ 298.00	\$ 1,132.00	\$ 161.71	\$ 161.71	-	5	\$ 808.57	\$ 1,940.57	\$ 1,940.57
HUNTINGTON CITY-LGRP	\$ 193.70	\$ 190.00	\$ 190.00	\$ 190.00	\$ 190.00	\$ 190.00	\$ 190.00	\$ 1,335.00	\$ 190.71	\$ 190.71	-	5	\$ 953.57	\$ 2,288.57	\$ 2,288.57
HYDE PARK CITY-LGRP	\$ 461.73	\$ 427.29	\$ 421.00	\$ 465.29	\$ 429.59	\$ 502.67	\$ 552.60	\$ 3,260.17	\$ 465.74	\$ 465.74	-	5	\$ 2,328.69	\$ 5,588.69	\$ 5,588.69
HYRUM CITY-LGRP		\$ 614.00	\$ 1,152.00		\$ 1,152.00		\$ 576.00	\$ 3,494.00	\$ 874.50	\$ 874.50	-	6	\$ 6,988.00	\$ 10,482.00	\$ 10,482.00
JENSEN WATER IMPROVEMENT DISTRICT - LGRP	\$ 38.00	\$ 38.00	\$ 38.00	\$ 38.00	\$ 38.00	\$ 38.00	\$ 38.00	\$ 266.00	\$ 38.14	\$ 38.14	-	6	\$ 266.00	\$ 532.00	\$ 532.00
JOHNSON WATER DISTRICT	\$ 76.00	\$ 76.00	\$ 76.00	\$ 76.00	\$ 76.00	\$ 76.00	\$ 76.00	\$ 534.00	\$ 76.29	\$ 76.29	-	5	\$ 381.43	\$ 915.43	\$ 915.43
KAMAS CITY-LGRP	\$ 304.00	\$ 304.00	\$ 304.00	\$ 304.00	\$ 304.00	\$ 342.00	\$ 312.00	\$ 2,174.00	\$ 310.57	\$ 310.57	-	5	\$ 1,552.86	\$ 3,726.86	\$ 3,726.86
LEVIAN TOWN - LGRP	\$ 76.00	\$ 76.00	\$ 76.00	\$ 76.00	\$ 76.00	\$ 76.00	\$ 76.00	\$ 534.00	\$ 76.29	\$ 76.29	-	5	\$ 381.43	\$ 915.43	\$ 915.43
MAESSER WATER IMPROVEMENT DISTRICT - LGRP											-	12	\$ -	\$ -	\$ -
MAGNA MOSQUITO ABATEMENT-LGRP	\$ 76.00	\$ 76.00	\$ 76.00	\$ 76.00	\$ 76.00	\$ 76.00	\$ 76.00	\$ 534.00	\$ 76.29	\$ 76.29	-	5	\$ 381.43	\$ 915.43	\$ 915.43
MALLIN TOWN-LGRP	\$ 114.00	\$ 114.00	\$ 114.00	\$ 114.00	\$ 114.00	\$ 114.00	\$ 114.00	\$ 684.00	\$ 114.00	\$ 114.00	-	6	\$ 684.00	\$ 1,368.00	\$ 1,368.00
MEYVALLE IMPROVEMENT DISTRICT - LGRP	\$ 342.00	\$ 342.00	\$ 342.00	\$ 342.00	\$ 342.00	\$ 342.00	\$ 342.00	\$ 2,403.00	\$ 342.29	\$ 342.29	-	6	\$ 2,058.00	\$ 4,116.00	\$ 4,116.00
MILLVILLE CITY	\$ 38.00	\$ 38.00	\$ 38.00	\$ 38.00	\$ 38.00	\$ 38.00	\$ 76.00	\$ 304.00	\$ 43.43	\$ 43.43	-	6	\$ 217.14	\$ 521.14	\$ 521.14
MOAB CITY											-	12	\$ -	\$ -	\$ -
MOAB MOSQUITO ABATEMENT DISTRICT	\$ 105.00	\$ 105.00	\$ 105.00	\$ 105.00	\$ 105.00	\$ 140.00	\$ 140.00	\$ 895.00	\$ 118.50	\$ 118.50	-	5	\$ 578.00	\$ 1,380.00	\$ 1,380.00
MORGAN CITY-LGRP	\$ 485.00	\$ 485.00	\$ 485.00	\$ 482.00	\$ 517.00	\$ 447.00	\$ 455.00	\$ 3,306.00	\$ 485.14	\$ 485.14	-	5	\$ 2,425.71	\$ 5,821.71	\$ 5,821.71
MORONI CITY-LGRP	\$ 280.00	\$ 70.00	\$ 70.00	\$ 70.00	\$ 70.00	\$ 70.00	\$ 70.00	\$ 700.00	\$ 100.00	\$ 100.00	-	5	\$ 500.00	\$ 1,200.00	\$ 1,200.00
MOUNTAINLAND ASSOCIATION OF GOVERNMENTS - LGRP	\$ 1,785.23	\$ 1,737.59	\$ 1,748.67	\$ 1,714.32	\$ 1,825.08	\$ 1,823.48	\$ 2,055.35	\$ 12,867.72	\$ 1,812.53	\$ 1,812.53	-	5	\$ 9,062.86	\$ 21,750.38	\$ 21,750.38
MOUNTAIN VIEW CITY - LGRP	\$ 815.00	\$ 780.00	\$ 780.00	\$ 780.00	\$ 780.00	\$ 745.00	\$ 790.00	\$ 5,476.00	\$ 762.71	\$ 762.71	-	5	\$ 3,913.87	\$ 9,393.87	\$ 9,393.87
MYTON CITY-LGRP	\$ 114.00	\$ 114.00	\$ 152.00	\$ 152.00	\$ 152.00	\$ 152.00	\$ 156.00	\$ 992.00	\$ 147.17	\$ 147.17	-	5	\$ 708.57	\$ 1,700.57	\$ 1,700.57
NAKAY CITY-LGRP	\$ 1,703.54		\$ 3,399.72	\$ 1,702.83	\$ 1,739.59	\$ 1,778.66	\$ 1,960.06	\$ 12,284.40	\$ 2,047.40	\$ 2,047.40	-	6	\$ 12,284.40	\$ 24,568.80	\$ 24,568.80
OKAYLEY CITY - LGRP	\$ 152.00	\$ 152.00	\$ 152.00	\$ 152.00	\$ 152.00		\$ 308.00	\$ 1,068.00	\$ 176.00	\$ 176.00	-	6	\$ 1,068.00	\$ 2,136.00	\$ 2,136.00
ORANVILLE CITY - LGRP	\$ 114.00	\$ 114.00						\$ 224.00	\$ 114.00	\$ 114.00	-	4	\$ 456.00	\$ 912.00	\$ 912.00
PLAIN CITY-LGRP	\$ 266.00	\$ 266.00	\$ 266.00	\$ 266.00	\$ 266.00	\$ 266.00	\$ 228.00	\$ 1,824.00	\$ 260.57	\$ 260.57	-	5	\$ 1,302.86	\$ 3,126.86	\$ 3,126.86
PROVIDENCE CITY-LGRP	\$ 51.00	\$ 51.00	\$ 51.00	\$ 51.00	\$ 54.00	\$ 54.00	\$ 51.00	\$ 363.00	\$ 51.86	\$ 51.86	-	5	\$ 259.29	\$ 622.29	\$ 622.29
PROVO HOUSING AUTHORITY	\$ 763.00	\$ 763.00	\$ 763.00	\$ 763.00	\$ 763.00	\$ 763.00	\$ 763.00	\$ 5,341.00	\$ 763.00	\$ 763.00	-	5	\$ 3,815.00	\$ 9,165.00	\$ 9,165.00
RANDOLPH TOWN-LGRP											-	12	\$ -	\$ -	\$ -
REDMOND TOWN-LGRP	\$ 88.00	\$ 88.00	\$ 88.00	\$ 88.00	\$ 88.00	\$ 88.00	\$ 88.00	\$ 622.00	\$ 88.86	\$ 88.86	-	5	\$ 444.29	\$ 1,066.29	\$ 1,066.29
ROCKVILLE TOWN-LGRP											-	12	\$ -	\$ -	\$ -
ROOSEVELT CITY HOUSING - LGRP	\$ 38.00	\$ 38.00	\$ 38.00	\$ 38.00	\$ 38.00	\$ 38.00	\$ 38.00	\$ 267.00	\$ 38.14	\$ 38.14	-	6	\$ 266.00	\$ 532.00	\$ 532.00
ROY WATER CONSERVANCY DISTRICT											-	10	\$ 3,990.00	\$ 4,788.00	\$ 4,788.00
SALINA CITY-LGRP	\$ 304.00	\$ 608.00		\$ 608.00	\$ 304.00	\$ 304.00	\$ 312.00	\$ 2,440.00	\$ 348.57	\$ 348.57</					

9.2 - Administrative Fees - ULGT HEALTH CHOICE
BUDGET 2022

	Per Financials		PRELIMINARY
	<u>YTD 08/31/21</u>	<u>\$ Projected</u>	<u>BUDGET 2022</u>
Administrative Fees - ULGT HEALTH CHOICE	28,573	28,573	
Estimated from Sept to Dec		18,812	
Total Projected Gallagher (50% Trust Shared Commissions with IFB - See support document)		47,385	9.2a
Total Estimated Budget (See support document)			46,261 9.2a

**Gallagher Commission
2021 Projected & 2022 Budgeted**

Total Estimated Commission Remaining for CURRENT YEAR: \$ 24,404.71	
Total Commission (Including Projected) for CURRENT YEAR: \$ 47,385.03	9.2a
Estimated Commission Budget Amount for NEXT YEAR: \$ 46,260.96	9.2a

50% Split Commission Amounts	Comm Month:							Grand Total
Account Name:	Jan-21	Feb-21	Mar-21	Apr-21	May-21	Jun-21		
Highland City (6788)	\$ 1,677.95	\$ 1,581.56	\$ 1,703.16	\$ 1,507.49	\$ 1,554.76	\$ 1,544.67	\$	9,569.59
Lewiston City (6790)	\$ 178.50	\$ 61.42	\$ 153.00	\$ 153.00	\$ 306.00	\$ 153.00	\$	1,004.92
Lone Peak (6787)		\$ 61.42		\$ 57.86	\$ 59.64	\$ 54.60	\$	233.52
North Davis Sewer District (9029)	\$ 1,020.00	\$ 1,045.50	\$ 1,045.50		\$ 2,094.00	\$ 1,021.50	\$	6,226.50
Trans-Jordan Cities (6789)	\$ 969.30	\$ 969.34	\$ 969.43	\$ 957.14	\$ 969.97	\$ 996.61	\$	5,831.79
Orangeville (6791)	\$ 28.50	\$ 28.50	\$ 57.00				\$	114.00
Total	\$ 3,874.25	\$ 3,747.74	\$ 3,928.09	\$ 2,675.49	\$ 4,984.37	\$ 3,770.38	\$	22,980.32

Account Name	Average Monthly Commission from 3 Most Recent Months (50%)	Number of Unpaid Months in CURRENT YEAR	Estimated Commission Remaining for CURRENT YEAR	Estimated Commission Projection for CURRENT YEAR	Estimated Commission Budget Amount for NEXT YEAR
Highland City (6788)	\$ 1,535.64	6	\$ 9,213.84	\$ 18,783.43	\$ 18,427.68
Lewiston City (6790)	\$ 204.00	6	\$ 1,224.00	\$ 2,228.92	\$ 2,448.00
Lone Peak (6787)	\$ 57.37	8	\$ 458.93	\$ 692.45	\$ 688.40
North Davis Sewer District (9029)	\$ 1,045.50	7	\$ 7,318.50	\$ 13,545.00	\$ 12,546.00
Trans-Jordan Cities (6789)	\$ 974.57	6	\$ 5,847.44	\$ 11,679.23	\$ 11,694.88
Orangeville (6791)	\$ 38.00	9	\$ 342.00	\$ 456.00	\$ 456.00
Total	\$ 3,855.08		\$ 24,404.71	\$ 47,385.03	\$ 46,260.96
				9.2a	9.2a

10.1 - Administrative Fees - Property / Auto PD
BUDGET 2022

	Per Financials	\$ Projected	PRELIMINARY
	YTD 08/31/21		BUDGET 2022
Administrative Fees - Property/Auto PD	323,750	323,750	
Estimated due from Alliant		154,117	
Total Projected		477,867	
Total Estimated due from Alliant			470,000

10.2 - Administrative Fees - Life Insurance
BUDGET 2022

	Per Financials YTD 08/31/21	\$ Projected	PRELIMINARY BUDGET 2022
Administrative Fees - Life Insurance	107,371		
Total Projected (See support document)		158,543	10.2a
Total Estimated Budget (See support document)			157,725 10.2a

Unum Life Commission 2021 Projected & 2022 Budgeted

Total Estimated Commission Remaining for CURRENT YEAR:		\$ 79,040.00
Total Commission (Including Projected) for CURRENT YEAR:		\$ 158,542.58 10.2a
Estimated Commission Budget Amount for NEXT YEAR:		\$ 157,725.00 10.2a

Unum Commission Payments Product	Commission Month						Grand Total
	Jan	Feb	Mar	Apr	May	Jun	
ULGT ADD	\$ 227.90	\$ 232.43	\$ 228.36	\$ 221.64	\$ 228.74	\$ 233.67	\$ 1,372.74
ULGT FLEXADD	\$ 741.65	\$ 747.24	\$ 751.65	\$ 691.66	\$ 742.75	\$ 745.68	\$ 4,420.63
ULGT FLEXLIFE	\$ 9,947.85	\$ 10,094.89	\$ 10,046.72	\$ 9,497.30	\$ 10,014.64	\$ 10,018.38	\$ 59,619.78
ULGT LIFE	\$ 2,209.15	\$ 2,237.68	\$ 2,109.03	\$ 2,120.29	\$ 2,176.37	\$ 2,207.64	\$ 13,060.16
PCHA ADD	\$ 1.38	\$ 1.98		\$ 1.38	\$ 1.38	\$ 1.38	\$ 7.50
PCHA LIFE	\$ 15.51	\$ 29.62		\$ 16.22	\$ 16.22	\$ 16.22	\$ 93.79
PCHA LTD	\$ 146.49	\$ 301.80		\$ 150.90	\$ 173.39	\$ 155.40	\$ 927.98
Total	\$ 13,289.93	\$ 13,645.64	\$ 13,135.76	\$ 12,699.39	\$ 13,353.49	\$ 13,378.37	\$ 79,502.58

ULGT Totals	\$ 13,126.55	\$ 13,312.24	\$ 13,135.76	\$ 12,530.89	\$ 13,162.50	\$ 13,205.37	\$ 78,473.31
PCHA Totals	\$ 163.38	\$ 333.40		\$ 168.50	\$ 190.99	\$ 173.00	\$ 1,029.27
Total	\$ 13,289.93	\$ 13,645.64	\$ 13,135.76	\$ 12,699.39	\$ 13,353.49	\$ 13,378.37	\$ 79,502.58

Product	Average Monthly Commission from 3 Most Recent Months	Number of Unpaid Months in CURRENT YEAR	Estimated Commission Remaining for CURRENT YEAR	Estimated Commission Projection for CURRENT YEAR	Estimated Commission Budget Amount for NEXT YEAR
ULGT Commission	\$ 12,966.25	6	\$ 77,797.52	\$ 156,270.83	\$ 155,595.04
PCHA Commission	\$ 177.50	7	\$ 1,242.48	\$ 2,271.75	\$ 2,129.96
Total	\$ 13,143.75		\$ 79,040.00	\$ 158,542.58	\$ 157,725.00

10.3 - Administrative Fees - Surety Bonds

BUDGET 2022

	Per Financials YTD 08/31/21	\$ Projected	PRELIMINARY BUDGET 2022
Administrative Fees - Surety Bonds, including Contingency Bonus	41,826		
Total Projected (See support document)		49,826	10.3a
Total Estimated Budget (See support document) (BUDGET DOES NOT INCLUDE CONTINGENCY BONUS)			49,826 10.3a

SUMMARY OF ADMIN. FEES

<u>COMPANY NAME</u>	<u>GL Acct#</u>	<u>AUG</u>	<u>YTD</u>	Estimated <u>SEPT</u>	Estimated <u>OCT</u>	Estimated <u>NOV</u>	Estimated <u>DEC</u>	<u>YTD - 12/31</u>	<u>Budget</u>
'CNA Surety bonds-Contingent			\$ 5,848.56					\$ 5,848.56	
'CNA Surety-bonds	4269-0000	2,749.07	\$ 35,977.39	2,000.00	2,000.00	2,000.00	2,000.00	\$ 43,977.39	
			\$ 41,825.95						
								\$ 49,825.95	\$ 49,825.95

10.4 - Administrative Fees - Other
BUDGET 2022

	Per Financials YTD 08/31/21	\$ Projected	PRELIMINARY BUDGET 2022
Administrative Fees - Other	13,838		
Total Projected (See support document)		18,877	10.4a
Total Estimated Budget (See support document)			12,200 10.4a

SUMMARY OF ADMIN. FEES

COMPANY NAME	GL Acct#	AUG	YTD	Estimated	Estimated	Estimated	Estimated	Other 12/31 YTD	Budget
				7 Month Average	OCT	NOV	DEC		
Other Medical Admin Fees-Mack	4211-0000	628.64	8,888.56	2,539.59	400.00	400.00	400.00	\$ 12,628.15	\$ 10,000.00
Other Adm Fees	4230-0000	113.82	\$ 3,917.45	489.68	100.00	100.00	100.00	\$ 4,707.13	\$ 1,000.00
Special Policies	4260-0000	2.30	\$ 2.30					\$ 2.30	\$ -
Other-Life Admin	4267-0000	207.73	\$ 1,029.87	128.73	125.00	125.00	125.00	\$ 1,533.60	\$ 1,200.00
Loss Prevent Training Other	4268-3000		\$ -					\$ -	\$ -
OTHER			\$ 13,838.18					\$ 18,871.18	\$ 12,200.00
			(13,838.18)					10.4a	10.4a
			0.00						

11 - Interest (Cash and Investment) Income
BUDGET 2022

	Per Financials YTD 08/31/21	\$ Projected	PRELIMINARY BUDGET 2022
Bond Interest	747,894		
W/C State of UT Labor Commission Holdings Interest	4,290 *		
Total as of Aug	752,184	752,184	
Average Bond interest (approximate) received in August		93,487	
Multiply by 4 months		4	
Total		373,947	
Current YTD bond portfolio (See support document)			48,955,943 11.1
Portfolio Yield (See support document)			0.0100 11.1
			489,559
W/C State of UT Labor Commission Holdings (See support document)			5,995,905 11.1
W/C State of UT Labor Commission Holdings Interest Rate (See support document)			0.0675 11.1
			404,724
W/C State of UT Labor Commission Holdings Interest (received for August)		349	
Multiply by 4 months		4	
Total		1,395	
Current plus projected interest		1,127,527	
Total Estimated			894,283
PTIF Interest	134,983	134,983	
Average PTIF balance (See support document)		69,024,065 11.1	
Projected to year-end rate (See support document)		0.0045 11.1	
Total divided by 12 months		25,884	
Multiply by 4 months		4	
Total		103,536	
Plus current PTIF interest		238,519	
Average PTIF balance			69,024,065
Current rate for projected rate (See support document)			0.0045 11.1
Total Annual Estimated			310,608
Unrealized Investment Gain - Change In Fair Value of Bonds	(157,797)	(157,797)	
Monthly Estimated Change in Fair Value unknown		-	
Multiply by 4 months		4	
Total		-	
Plus current Change In Fair Value of Bonds		(157,797)	
Forecasted budget unknown			-
Total Interest and Investment Income	729,370	1,208,249	1,204,891

**UTAH LOCAL GOVERNMENTS TRUST
SUMMARY OF INVESTMENT HOLDINGS
8/31/21**

Par Value	Cusip	Issuer	Held at	Rate	Maturity	Maturity Year	Cost Basis	Portfolio Percentage	
1,000,000	654740BA6	NISSAN MTR CORP	Zions Bank	2.95	7/13/22	2022	1,000,000	1%	
5,060,000	853254BR0	Standard Charter Plc	Zions Bank	3.37	9/10/22	2022	5,075,645	4%	
5,000,000	63906AAB6	Natwest Mkts	Zions Bank	3.73	9/29/22	2022	5,028,587	4%	
915,000	075019EQ8	UT SCH DIST	Zions Bank	5.50	2/1/27	2027	915,000	1%	
3,000,000	795594AA8	SLC UT Mun Bldg	Zions Bank	5.45	3/15/28	2028	3,000,000	2%	
6,000,000	912796F38	US Treasury	State of Utah	0.68	3/24/22	2021	5,995,905	5%	
5,000,000	949746SL6	Wells Fargo	Zions Bank	2.91	1/24/23	2023	5,000,000	4%	
5,000,000	172967LH2	Citigroup Inc	Zions Bank	2.75	4/25/22	2022	4,908,950	4%	
5,000,000	46849LSX0	Jackson National Life	Zions Bank	1.96	8/27/22	2022	4,954,822	4%	
4,310,000	04685A2F7	Athene Global Funding	Zions Bank	2.67	7/1/22	2022	4,306,404	3%	
2,425,000	60687YAF6	Mizuho FGI	Zions Bank	3.03	9/13/21	2021	2,425,679	2%	
1,330,000	654740AW9	NISSAN MTR CORP	Zions Bank	2.88	1/13/22	2022	1,331,605	1%	
4,500,000	14040HBM6	Capital One Fin	Zions Bank	2.84	3/9/22	2022	4,504,992	4%	
4,000,000	456837AJ2	ING GROEP N V	Zions Bank	3.25	3/29/22	2022	4,009,191	3%	
2,482,000	05964HAA3	BANCO SANTANDER SA	Zions Bank	3.54	4/11/22	2022	2,495,067	2%	
							Bond Portfolio:	54,951,848	44%
							PTIF & Cash Equivalents:	70,062,133	56%
							Total:	125,013,981	100%

Estimated Annual Income

Accounting Notes:	Estimated Annual Income	Portfolio Percentage
	11.1	
Portfolio held by Zions Bank:	48,955,943	39%
PTIF held by Zions Bank:	69,024,065	55%
Subtotal of Zions Holdings:	117,980,008	94%
Portfolio held by State of Utah:	5,995,905	5%
Cash held in JP Morgan Chase Bank:	1,038,068	1%
Total:	125,013,981	100%

ULGT PORTFOLIO YIELD

	Bond Portfolio:	Total Weighted Yield
		1.98%
Trust Total Portfolio Weighted Yield on Cost		1.00%
		11.1
		Current Yield
PTIF 2021 Average Annual Returns:	0.45%	\$ 69,024,065
		11.1
WC State of UT Labor Commission Holdings	6.75%	11.1
		11.1

% Port by Year

cash	56%
2021	7%
2022	30%
2023	4%
2027	1%
2028	2%

Term % of Portfolio

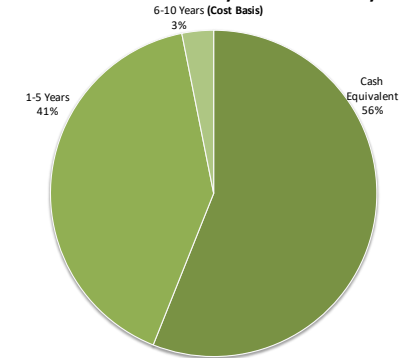
Cash Equivalent	56%
1-5 Years	41%
6-10 Years	3%

Concentration by Issuer

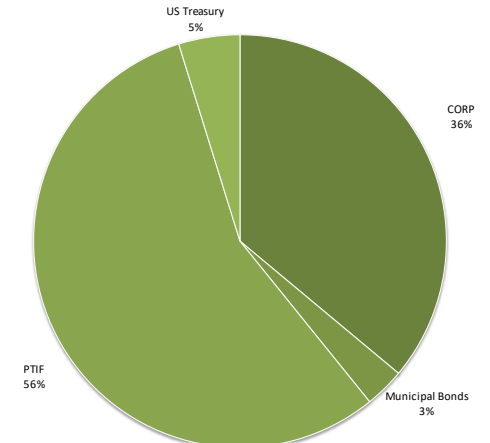
CORP	45,107,000	36%
Municipal Bonds	3,915,000	3%
PTIF	70,062,133	56%
US Treasury	6,000,000	5%

2,000,638

**Trust Portfolio
Concentration by Years to Maturity**



**Trust Portfolio
Concentration by Issuer
(Par Value)**



11.1

12 - NLC Capital Investment
BUDGET 2022

NLC Investment Income
 No change expect
 Estimated budget amount for Budget

Per Financials YTD 08/31/21	\$ Projected	PRELIMINARY BUDGET 2022
-	-	-

13 - Liability Losses Paid
BUDGET 2022

	Per Financials YTD 08/31/21	\$ Projected	PRELIMINARY BUDGET 2022
5000-2000			
Liability Losses Paid	1,470,824	1,470,824	
Less July & August, included in Actuary numbers		(208,468) *	
Remaining months per actuary		2,326,996 1a	
		3,589,352	
Projected	1,470,824		
Budget per actuary			4,858,870 1b
5010-2000			
Change in Reserves - Liability Losses	83,091	83,091	
Remaining months per actuary		(133,593) A	
Projected		(50,502)	
Budget per actuary			250,782 1
5150-2000			
Reinsurance Recoveries - Liability	-	-	
Total Reinsurance Recoveries - Liability		-	0
5160-2000			
Deductibles - Liability	(429,920)	(429,920)	0
5170-2000			
Subrogation - Liability	-	-	0
Total Liability Claims etc...	1,123,995	3,108,930	5,109,652

14 - Workers Compensation Losses Paid
BUDGET 2022

	Per Financials YTD 08/31/21	\$ Projected	PRELIMINARY BUDGET 2022
5100-3000			
Workers Compensation Losses Paid	3,447,072	3,447,072	
Less July & August, included in Actuary numbers		(1,000,538) *	
Remaining months per actuary		2,363,468	3a
Projected		4,810,001	
Budget per actuary			4,655,241 3b
<hr/>			
5110-0000			
Change in Reserves - Workers Compensation Losses	269,986	269,986	
Remaining months per actuary		98,303	C
Projected		368,288	
Budget per actuary			(95,623) 3
<hr/>			
5150-3001			
Reinsurance Recoveries - Workers Compensation	(20,768)	(20,768)	
Recovery Checks September - December			
Reinsurance Recoveries - Workers Compensation		(20,768)	0
Subrogation - W/C	(167,773)	(167,773)	0
Total Workers Compensation Claims, etc...	3,528,516	4,989,748	4,559,618

15 - Property / Auto Losses Paid
BUDGET 2022

	Per Financials YTD 08/31/21	\$ Projected	PRELIMINARY BUDGET 2022
5180-0000			
Property / Auto Losses Paid	1,954,572	1,954,572	
Less July & August, included in Actuary numbers		(492,343) *	
Remaining months per actuary		1,360,220 5a	
Projected		2,822,449	
Budget per actuary			2,290,344 5b
5190-0000			
Change in Reserves - Property / Auto Losses	295,560	295,560	
Remaining months per actuary		(248,691) E	
Projected		46,869	
Budget per actuary			(35,398) 5
5150-5000			
Reinsurance Recoveries - Property / Auto	(140,190)	(140,190)	
Recovery Checks September - December			
Total Reinsurance Recoveries - Property / Auto		(140,190)	0
5160-5000			
Deductibles - Property / Auto	0	0	0
5170-5000			
Subrogation - Property / Auto	(175,768)	(175,768)	0
Total Liability Claims etc...	1,934,174	2,553,360	2,254,946

16 - Vision / Accidental Dental Losses Paid
BUDGET 2022

	<u>Per Financials</u> <u>YTD 08/31/21</u>	<u>\$ Projected</u>	<u>PRELIMINARY</u> <u>BUDGET 2022</u>
5220-4001			
Vision Losses Paid	23,687	23,687	
Current claims divided by 8 multiplied by 4		11,843	
Projected		35,530	
Projected increased by 5 percent for Budget			37,307
<hr/>			
5240-4001			
Accidental Dental Losses Paid	-		
Projected		-	
Budget			1,000
Reserves for Vision & Accidental Dental Claims	-	-	-
Total Vision & Accidental Dental Claims	23,687	35,530	38,307

17 - Liability LAE
BUDGET 2022

	Per Financials YTD 08/31/21	\$ Projected	PRELIMINARY BUDGET 2022
5400-2000 Liability ULAE Paid - CSS	331,562	331,562	
Remaining months per actuary		94,198	
Projected		425,760	2a
Budget per actuary			851,521 2b
5401-2000 Liability LAE Change in Reserves	68,625	68,625	
Remaining months per actuary		(62,058)	B
Projected		6,567	
Budget per actuary			117,764 2
5410-0000 & 5410-2000 Liability ALAE Paid - Cost Containment, Legal, & Other	1,424,524	1,424,524	
Less July & August, included in Actuary numbers		(269,138) *	
Remaining months per actuary		1,293,252	2e
Projected		2,448,637	
Budget per actuary information			2,700,366 2f
Total Liability LAE	1,824,711	2,880,964	3,669,651

18 - Workers Compensation LAE
BUDGET 2022

	Per Financials YTD 08/31/21	\$ Projected	PRELIMINARY BUDGET 2022
5401-3000			
Workers Compensation LAE - Change in Reserves	37,443	37,443	
Remaining months per actuary		14,815	D
Projected		52,258	
Budget per actuary			34,901 4
5410-3000			
Workers Compensation ALAE Paid - Cost Containment, Legal, & Other	272,982	272,982	
Less July & August, included in Actuary numbers		(81,613) *	
Remaining months per actuary		278,182	4a
Projected		469,551	
Budget per actuary			547,950 4b
5420-4000			
Workers Compensation ULAE Paid - CSS	300,489	300,489	
Less July & August, included in Actuary numbers		(101,759) *	
Remaining months per actuary		257,167	4e
Projected		455,897	
			512,680 4f
Total Workers Compensation LAE	610,914	977,706	1,095,531

19 - Property / Auto LAE
BUDGET 2022

	Per Financials YTD 08/31/21	\$ Projected	PRELIMINARY BUDGET 2022
5401-5000			
Property / Auto LAE Change in Reserves	14,328	14,328	
Remaining months per actuary		(11,107) F	
Total Projected		3,221	
Budget per actuary			(1,583) 6
5410-5000			
Property / Auto ALAE Paid - Legal & Other	26,165	26,165	
Less July & August, included in Actuary numbers		*	
Remaining months per actuary		- 6a	
Total Projected		26,165	
Budget per actuary information			- 6b
5420-5000			
Property / Auto ULAE Paid - CSS	117,849	117,849	
Less July & August, included in Actuary numbers		(39,372) *	
Remaining months per actuary		72,632 6e	
Total Projected		151,109	144,759 6f
Total Property / Auto LAE	158,342	180,495	143,176

6230-3000

20 Premium Tax - Workers Compensation
BUDGET 2022

	Per Financials YTD 08/31/21	\$ Projected	PRELIMINARY BUDGET 2022
Premium Taxes - Workers Compensation	230,768	230,768	
Monthly Acft (See support document)		(18,492)	20.1
Remaining Months		4	
Sub Total		(73,969)	
Total		156,799	
Estimated Additional		-	
Total Projected - (See support document)		156,799	20.1
Total Estimated Budget Amount - (See support document)			161,503 20.1

2021 Workers Compensation Premium Tax Budget

Class Number	Description	2021 WC Payroll W/O 3% Inc	NCCI Factor Effective 12/1/2020 for TY 2021	State Factor	Total Factor	2022 WC Payroll W/ 3% Inc in Exposure	2022 3% Incr Standard Premium	2021 W/O 3% Incr Standard Premium2
5509	Street or Road Maintenance Construction	47,196,745	0.0119	1.10	0.0131	48,612,647	636,826	618,277
6217	Excavation & Drivers	1,538,330	0.0216	1.10	0.0238	1,584,480	37,711	36,612
7380	Drivers, Chauffeurs and Helpers	738,867	0.0202	1.10	0.0222	761,033	16,895	16,403
7420	Aviation-Stunt Flying, Racing, or Parachute Jumping-Flying Crew	5,011	0.0307	1.10	0.0338	5,161	174	169
7520	Waterworks Operations and Drivers	3,874,896	0.0118	1.10	0.0130	3,991,143	51,885	50,374
7710	Firefighters and Drivers	72,371,605	0.0163	1.10	0.0179	74,542,753	1,334,315	1,295,452
7711	Volunteer Firefighters and Drivers	4,268,111	0.0163	1.10	0.0179	4,396,155	78,691	76,399
8742	Salesperson, Collectors, or Outside Messengers	7,481,072	0.0014	1.10	0.0015	7,705,505	11,558	11,222
8810	Clerical Office Employees	168,697,968	0.0006	1.10	0.0007	173,758,907	121,631	118,089
8829	Convalescent / Nursing Home	3,095,892	0.0111	1.10	0.0122	3,188,769	38,903	37,770
8832	Physician and Clerical	5,896,959	0.0012	1.10	0.0013	6,073,868	7,896	7,666
8833	Hospital Professional Employees	3,075,074	0.0040	1.10	0.0044	3,167,326	13,936	13,530
8864	Charitable or Welfare Organization-Professional and Clerical	29,577,961	0.0064	1.10	0.0070	30,465,300	213,257	207,046
8868	College Professional Employees and Clerical	26,018,000	0.0014	1.10	0.0015	26,798,540	40,198	39,027
9033	Housing Authority and Clerical Salespersons	1,225,717	0.0095	1.10	0.0105	1,262,489	13,256	12,870
9101	College or school all other Employees	1,831,010	0.0131	1.10	0.0144	1,885,940	27,158	26,367
9416	County Employees	162,357,192	0.0089	1.10	0.0098	167,227,908	1,638,833	1,591,100
9417	Municipal Employees	289,499,638	0.0094	1.10	0.0103	298,184,627	3,071,302	2,981,846
Total		828,750,049				853,612,550	7,354,425	7,140,219
		Difference	-			-		

	2022	2021
Total Standard Premium	7,354,425	7,140,219

Color Legend	2020 E-mod
Most Recent 2020 information	
Updated information from 2020 WC PR Projections from Underwriting	
2021 Information used - 2021 WC PR Projections from Underwriting	

Experience Modification Rating Per NCCI	2022	2021
	1.22	1.22

Adjusted Premium After Modifier	2022	2021
	8,972,399	8,711,067

Safety Factor - Based Off Of Experience Modification Rating	2022	2021
	1.44	1.44

Taxable Premium	2022	2021	
	12,920,254	12,543,937	376,317

2021 Tax Rate	2022	2021
	1.25%	1.25%

Gross Tax Due	2022	2021
	161,503	156,799

	2021	2021
2.9%	20.1	20.1

Safety Factor:	E Modifier	Safety Factor	
Less than	0.91	0.56	.90 to 0
Less than	1.01	0.78	1.00 to .91
Less than	1.11	1.00	1.10 to 1.01
Less than	1.21	1.22	1.20 to 1.11
Greater than	1.20	1.44	1.21 on up

Description	ACH	Date	Amount	
Est Gross Tax Due			156,799	\$ 156,799 Actual Acr
8/31/21	YTD 6230-3000			(230,768)
	Difference			(73,969)
Final Pmt				
	Amount Remaining		156,799.21	\$ (18,492) Monthly Acr
				20.1

6015-0000

21 - Associations, Dues, Contributions & Sponsorships

BUDGET 2022

6015-0000	Per Financials YTD 08/31/21	\$ Projected	PRELIMINARY BUDGET 2022
Boards, Bureau's and Associations	62,597	62,597	
Estimated additional miscellaneous		2,000	
	<u>4th quarter Dues</u>		
AGRIP Dues		3,156	
Utah League of Cities and Towns		18,000	
NLC Mutual RISC Annual Dues		13,311	
Utah Labor Commission - W/C Renrewal Fee		650	
Total Projected		99,714	
Total Estimated Budget Amount			125,000

6025-0000

22 - Employee Wages
BUDGET 2022

	Per Financials YTD 08/31/21	\$ Projected	PRELIMINARY BUDGET 2022
Employee Wages	1,260,578	1,260,578	
Reverse Accrual			
Amount expensed each pay period. Month of Sept		74,000	
Multiply by 8 remaining pay periods		9	
Total		666,000	
End of year payperiod acrl -5 days		37,000.00	
Total Projected		1,963,578	
Total Estimated Budget Amount			1,943,197
Growth (3 Employees)			225,000

6030-0000
23 - Employee Benefits
BUDGET 2022

	Per Financials YTD 08/31/21	\$ Projected	PRELIMINARY BUDGET 2022
Employee Benefits	586,016	586,016	
	<u>Sept to Dec</u>		
HRA YTD		1,875	
Life Basic, Life AD&D		1,373	
PEHP Medical / Dental		34,033	
PEHP LTD		737	
E.E. Assistance Program		125	
401K Per Payperiod Multiplied by 2 per month		33,650	
Total		71,793	
Months remaining 4		4	
		287,171	
401K Per Extra Payroll		16,825	
Total		303,996	
Less Included in YTD - Education Paid		(5,000)	
401K end of year payperiod acrl		10,095	
Total Projected		895,107	
HRA Projected usage			41,000
Total Estimated Budget Amount			936,925
Growth (3 Employees)			139,430
Education	5,000	5,000	10,000

6025-0000

24 - Employee Performance Incentive
BUDGET 2022

	Per Financials YTD 08/31/21	\$ Projected	PRELIMINARY BUDGET 2022
Employee Performance Incentive	-		
Total Projected		88,327	
Total Estimated Budget Amount			136,024
Growth of New Employees - Projected		-	
Growth (3 Employees)			15,750

6040-0000

25 - Board of Directors Fees and Expenses
BUDGET 2022

	Per Financials			PRELIMINARY
	<u>YTD 08/31/21</u>	<u>\$ Projected</u>		<u>BUDGET 2022</u>
Directors Fees and Expenses	2,008	2,008		
		2,008		
Items not included in YTD - (For details see support document 25.1)				
Chris Robinson Compensation	1,050	1,650		3,750
Life Benefits	1,833	2,797		2,894
Todd Beutler Compensation	1,200	2,100		3,750
Life Benefits	1,833	2,797		2,894
Stephanie Miller Compensation	1,200	2,100		3,750
Life Benefits	1,833	2,797		2,894
Shawn Milne Compensation	1,050	1,950		3,750
Life Benefits	1,833	2,797		2,894
Robert Hale Compensation	900	1,500		3,000
Life Benefits	916	1,399		1,447
Kenneth Neilson Compensation	900	1,500		3,000
Life Benefits	1,833	2,797		2,894
Bradley Powell Compensation	900	1,500		3,000
Life Benefits	916	1,399		1,447
Pam Roberts Compensation (Paid directly to WFWR)	900	1,500		3,000
Life Benefits	0	0		0
George Tripp Compensation	900	1,500		3,000
Life Benefits	0	0		0
David Zook Compensation	900	1,500		3,000
Life Benefits	868	1,833		2,894
Gary Hatch Compensation	750	750		0
Life Benefits	1,125	1,125		0
Craig Butters Compensation	0	0		0
Life Benefits	225	225		0
	23,864	37,515	53,255	
	25.1	25.1	25.1	
Total Year-To-Date	25,872			
Total Projected		39,524		
Additional estimated other			36,745	
Total Estimated Budget Amount			90,000	

25.1 - Board of Directors Fees and Expense

2021 Estimated	30039	Board Chair	30026	Ex Comm Mmbr 1	3136
		Chris Robinson		Todd Beutler	
January		225.05		225.05	
February		225.05		225.05	
March		225.05		225.05	
April		225.05		225.05	
May		225.05		225.05	
June		225.05		225.05	
July		236.25		236.25	
August		246.01		246.01	
	8/31/21	1,832.56		1,832.56	
September		241.13		241.13	
October		241.13		241.13	
November		241.13		241.13	
December		241.13		241.13	
Life Benefits Projected		\$ 2,797.08		\$ 2,797.08	

COMPENSATION

March		300.00		450.00	
AGRiP		-		-	
May		300.00		300.00	
August		450.00		450.00	
	8/31/21	1,050.00		1,200.00	
October		300.00		450.00	
December		300.00		450.00	
Compensation Projected		\$ 1,650.00		\$ 2,100.00	

Total 8/31/21	\$ 2,882.56		\$ 3,032.56		\$ 3,032.56
Total Projected		\$ 4,447.08		\$ 4,897.08	

20212Budget	Board Chair	Ex Comm Mmbr 1
	Chris Robinson	Todd Beutler
Annual Executive Mtgs-5	\$ 750.00	\$ 750.00
Annual Board Mtgs-5	1,500.00	1,500.00
Other Conferences	1,500.00	1,500.00
Total Compensation	\$ 3,750.00	\$ 3,750.00
Tota Annual Life Benefits	\$ 2,893.56	\$ 2,893.56
Total	\$ 6,643.56	\$ 6,643.56

2021 Estimated	Ex Comm Mmbr 2	30120	Ex Comm Mmbr 3
	Stephanie Miller		Shawn Miline
January	225.05		225.05
February	225.05		225.05
March	225.05		225.05
April	225.05		225.05
May	225.05		225.05
June	225.05		225.05
July	236.25		236.25
August	246.01		246.01
8/31/21		1,832.56	
September	241.13		241.13
October	241.13		241.13
November	241.13		241.13
December	241.13		241.13
Life Benefits Projected	\$ 2,797.08		\$ 2,797.08

COMPENSATION

March	450.00		300.00
AGRiP	-		-
May	300.00		300.00
August	450.00		450.00
8/31/21		1,050.00	
October	450.00		450.00
December	450.00		450.00
Compensation Projected	\$ 2,100.00		\$ 1,950.00

Total 8/31/21		\$ 2,882.56	
Total Projected	\$ 4,897.08		\$ 4,747.08

2021 Budget	Ex Comm Mmbr 3	Board Member 2
	Stephanie Miller	Shawn Miline
Annual Executive Mtgs-5	\$ 750.00	\$ 750.00
Annual Board Mtgs-5	1,500.00	1,500.00
Other Conferences	1,500.00	1,500.00
Total Compensation	\$ 3,750.00	\$ 3,750.00
Tota Annual Life Benefits	\$ 2,893.56	\$ 2,893.56
Total	\$ 6,643.56	\$ 6,643.56

25.1 - Board of Directors Fees and Expense

2021 Estimated	30118	Board Member 1 Robert Hale	30043	Board Member 2 Kenneth Neilson	30041
January		112.53		225.05	
February		112.53		225.05	
March		112.53		225.05	
April		112.53		225.05	
May		112.53		225.05	
June		112.53		225.05	
July		118.12		236.25	
August		123.00		246.01	
8/31/21	916.30		1,832.56		916.30
September		120.56		241.13	
October		120.56		241.13	
November		120.56		241.13	
December		120.56		241.13	
Life Benefits Projected		\$ 1,398.54		\$ 2,797.08	

COMPENSATION

March		300.00		300.00	
AGRiP		-		-	
May		300.00		300.00	
August		300.00		300.00	
8/31/21	900.00		900.00		900.00
October		300.00		300.00	
December		300.00		300.00	
Compensation Projected		\$ 1,500.00		\$ 1,500.00	

Total 8/31/21	\$ 1,816.30		\$ 2,732.56		\$ 1,816.30
Total Projected		\$ 2,898.54		\$ 4,297.08	

20212Budget	Board Member 1 Robert Hale	Board Member 3 Kenneth Neilson
Annual Executive Mtgs-5	\$ -	\$ -
Annual Board Mtgs-5	1,500.00	1,500.00
Other Conferences	1,500.00	1,500.00
Total Compensation	\$ 3,000.00	\$ 3,000.00
Tota Annual Life Benefits	\$ 1,446.72	\$ 2,893.56
Total	\$ 4,446.72	\$ 5,893.56

25.1 - Board of Directors Fees and Expense

2021 Estimated	Board Member 3 Bradley Powell	17310	Board Member 4 Pam Roberts	30189	Board Member 5 George T. Tripp
January	112.53		-		-
February	112.53		-		-
March	112.53		-		-
April	112.53		-		-
May	112.53		-		-
June	112.53		-		-
July	118.12		-		-
August	123.00		-		-
8/31/21		-		-	
September	120.56		-		-
October	120.56		-		-
November	120.56		-		-
December	120.56		-		-
Life Benefits Projected	\$ 1,398.54		\$ -		\$ -

COMPENSATION

March	300.00		300.00		300.00
AGRiP	-		-		-
May	300.00		300.00		300.00
August	300.00		300.00		300.00
8/31/21		900.00		900.00	
October	300.00		300.00		300.00
December	300.00		300.00		300.00
Compensation Projected	\$ 1,500.00		\$ 1,500.00		\$ 1,500.00

Total 8/31/21 \$ 900.00

Total Projected	\$ 2,898.54		\$ 1,500.00		\$ 1,500.00
------------------------	--------------------	--	--------------------	--	--------------------

20212Budget	Board Member 4 Bradley Powell	Board Member 6 Pam Roberts	Board Member 5 George T. Tripp
Annual Executive Mtgs-5	\$ -		
Annual Board Mtgs-5	1,500.00	1,500.00	1,500.00
Other Conferences	1,500.00	1,500.00	1,500.00
Total Compensation	\$ 3,000.00	\$ 3,000.00	\$ 3,000.00
Tota Annual Life Benefits	\$ 1,446.72	\$ -	\$ -
Total	\$ 4,446.72	\$ 3,000.00	\$ 3,000.00

25.1 - Board of Directors Fees and Expense

2021 Estimated	30188	Board Member 6 <u>David Zook</u>	751	Termed <u>Gary Hatch</u>	30040
January				225.05	
February				225.05	
March				225.05	
April				225.05	
May				225.05	
June				-	
July		625.95		-	
August		242.11		-	
	8/31/21	868.06		1,125.25	225.05
September		241.13		-	
October		241.13		-	
November		241.13		-	
December		241.13		-	
Life Benefits Projected		\$ 1,832.58		\$ 1,125.25	

COMPENSATION

March		300.00		450.00	
AGRiP				-	
May		300.00		300.00	
August		300.00		-	
	8/31/21	900.00		750.00	-
October		300.00		-	
December		300.00		-	
Compensation Projected		\$ 1,500.00		\$ 750.00	

Total 8/31/21			\$ 1,875.25		\$ 225.05
Total Projected		\$ 3,332.58		\$ 1,875.25	

20212Budget	Board Member 6 <u>David Zook</u>	Board Chair <u>Gary Hatch</u>
Annual Executive Mtgs-5		\$ -
Annual Board Mtgs-5	1,500.00	-
Other Conferences	1,500.00	-
Total Compensation	\$ 3,000.00	\$ -
Tota Annual Life Benefits	\$ 2,893.56	\$ -
Total	\$ 5,893.56	\$ -

2021 Estimated	Termed		Total
	Craig Buttars		
January	225.05	\$	1,800.41
February	-	\$	1,575.36
March	-	\$	1,575.36
April	-	\$	1,575.36
May	-	\$	1,575.36
June	-	\$	1,350.31
July	-	\$	2,043.44
August	-	\$	1,718.16
8/31/21			13,213.76
September	-	\$	1,687.90
October	-	\$	1,687.90
November	-	\$	1,687.90
December	-	\$	1,687.90
Life Benefits Projected	\$ 225.05	\$	19,965.36
			19,965.36
			-
COMPENSATION			
March	-	\$	3,750.00
AGRiP	-	\$	-
May	-	\$	3,300.00
August	-	\$	3,600.00
8/31/21			10,650.00
October	-	\$	3,450.00
December	-	\$	3,450.00
Compensation Projected	\$ -	\$	17,550.00
			17,550.00
			-
Total 8/31/21			\$ 23,863.76
			25.1
Total Projected	\$ 225.05	\$	37,515.36
			37,515.36
			(37,515.36)
			-
			-
20212Budget			
	Ex Comm Mmbr 2		
	Craig Buttars		Total
Annual Executive Mtgs-5	\$ -	\$	3,000.00
Annual Board Mtgs-5	-	\$	12,000.00
Other Conferences	-	\$	12,000.00
Total Compensation	\$ -	\$	27,000.00
Tota Annual Life Benefits	\$ -	\$	17,361.24
Total	\$ -	\$	53,254.80
			25.1

6050-
26 - Travel
BUDGET 2022

	Per Financials YTD 08/31/21	\$ Projected	PRELIMINARY BUDGET 2022
Travel	27,368		
Current YTD divided by 8 - Multiplied by 4		27,368	
Additional expenses that could be incurred		13,684	
Total Projected		20,000	
		61,051	
Conference Attendance Including travel, food, lodging, ground transportation and registration (NLC MIC, NLC RISC, Aron ArmTech, AGRIP, PRIMA, RIMS)			61,051
Loss Prevention			4,000
Miscellaneous Conferences			34,949
Total Estimated Budget Amount			100,000

6051-0000

27 - Fleet Maintenance

BUDGET 2022

	Per Financials		PRELIMINARY
	<u>YTD 08/31/21</u>	<u>\$ Projected</u>	<u>BUDGET 2022</u>
Fleet Expense	5,930	5,930	
Current YTD divided by 8 - Multiplied by 4		2,965	
Additional expenses that could be incurred		1,500 *	
Total Projected		10,394	
(See support document)			17,379 27.1
10% Increase over projected			1,039
Miscellaneous Other			18,418
			1,582
Total Estimated Budget Amount			20,000 *

New Asset	Retiring Asset	Purchase/Sale		Projected Sale	
		Date	Projected Cost	Price	
2023 Tacoma		Oct 2022	33800		
2023 Tacoma		Oct 2022	33800		
2023 Tacoma		Oct 2022	33800		
2023 Tacoma		Oct 2022	33800		
2023 Tacoma		Oct 2022	33800		
2023 Tacoma		Oct 2022	33800		
2023 Tacoma		Oct 2022	33800		
2023 Tacoma		Oct 2022	33800		
2023 Tacoma		Oct 2022	33800		
2023 Sequoia		Oct 2022	57800		
	2022 Tacoma	Oct 2022		31800	
	2022 Tacoma	Oct 2022		31800	
	2022 Tacoma	Oct 2022		31800	
	2022 Tacoma	Oct 2022		31800	
	2022 Tacoma	Oct 2022		31800	
	2022 Tacoma	Oct 2022		31800	
	2022 Tacoma	Oct 2022		31800	
	2022 Tacoma	Oct 2022		31800	
	2022 Tacoma	Oct 2022		31800	
	2022 Tacoma	Oct 2022		31800	
	2022 Sequoia	Oct 2022		49000	
Total			\$ 362,000.00	\$ 335,200.00	
Net Vehicle Annual Projected Depreciation - 2 yr Life					\$ 26,800.00
Net Vehicle Annual Projected Depreciation - 2 yr Life					\$ 13,400.00
					6073-0000 (31)

Vehicle Maintenance	LOF	Tires	Glass	Washes	Other	Projected Miles
Tacoma GB	160	700	0	168	500	30000
Tacoma JM	160	700	700	168	500	36000
Tacoma RH	160	0	0	168	0	28000
Tacoma DP	240	700	700	168	500	38000
Tacoma CT	160	700	700	168	500	36000
Tacoma DF	160	700	0	168	500	33000
Tacoma JW	320	700	700	168	500	49000
Tacoma BO	240	700	700	168	500	40000
Tacoma JR	160	0	0	168	0	28000
Tacoma Pool	70	0	0	84	500	12000
Sequoia	160	800	0	168	0	24000
Trailer #1		0	0	25	400	
Sub Total	\$ 1,990.00	\$ 5,700.00	\$ 3,500.00	\$ 1,789.00	\$ 4,400.00	\$ 354,000
Total Maintenance					\$ 17,379.00	6051-0000 (27)
					27.1	

Total Fleet Budget for Replacement & Maintenance	\$ 44,179.00
---	---------------------

6056-0000

28 - Promotional

BUDGET 2022

	Per Financials		PRELIMINARY
	<u>YTD 08/31/21</u>	<u>\$ Projected</u>	<u>BUDGET 2022</u>
Promotional & Marketing	29,625	29,625	
Promotional Services		25,000 *	
Current YTD divided by 8 - Multiplied by 4		14,812	
Total Projected		69,437	
Total Estimated Budget Amount			75,000
Additional estimated other:			
- Marketing Supplies: Pens, Shirts, Visits, & Promotional items			

6060-

29 - Building and Depreciation
BUDGET 2022

	Per Financials		PRELIMINARY
	YTD 08/31/21	\$ Projected	BUDGET 2022
Building Expenses	247,938	247,938	
Current estimated additional building expenses		56,993	
Depreciation Expense Projected (See support documents)		174,501	29.1
Total Projected		479,432	
Current Yearly Depreciation Expense (See support document)			\$ 130,876
Items in Building Expense: Utilities, Insurance, General Maint. & Repairs, Landscaping			<u>180,000</u>
Janitorial, Snow Removal, Elevator, Security, Etc.			<u>310,876</u>
Projected depreciation expense			<u>244,124</u>
Additional estimated other			
Total Estimated Budget Amount			555,000 *

REAL ESTATE - FIXED ASSETS

ACCUM. DEPRECIATION

YTD 08/31/21

Description	Cost	Prior	As of August	Per August Depr Exp	Depr Exp 4	Projected	
		Accum Depr (12/31/2020)	Current Yearly Depr	Monthly	Months	12-31-2021	Budget 2022
Bld Improvements	2,902,062.52	1,160,975.34	95,647.78	7,970.65	31,882.59	127,530.37	95,647.78
Building	2,579,541.21	1,195,287.63	34,394.00	2,866.17	11,464.67	45,858.67	34,394.00
Furniture 10	24,754.00	24,754.00	-	-	-	-	-
Furniture 7	183,386.70	183,386.70	-	-	-	-	-
Technology	62,558.90	28,990.65	834.08	69.51	278.03	1,112.11	834.08
Totals	\$ 5,752,303.33	\$ 2,593,394.32	\$ 130,875.86	\$ 10,906.32	\$ 43,625.29	#####	\$130,875.86

Bld and Land Improvements 1190-0006	
Asset Management Balance	Life -
Assets to be capitalized in the Future:	
General Ledger Balance	20 -

\$130,875.86
 29.1 29.1

6065-0000

30 - Equipment Repairs and Maintenance
BUDGET 2022

Equipment Repairs & Maintenance

Current YTD divided by 8 - Multiplied by 4
 Additional expenses that could be incurred
 Total Projected

Per Financials

YTD 08/31/21

416

\$ Projected

416

208

2,100 *

2,724

PRELIMINARY

BUDGET 2022

12,000 30.1

13,000

25,000 *

IT Budget (See support document)

Estimated additional expenses that could be incurred

Total Estimated Budget Amount

IT Department Budget							
Item	Estimated Cost (each)	Quantity	Total Cost	Total Planned Purchases (approx)			
(30) Valley Office System Copy Machine Supplies/MO	\$ 1,000.00	12	\$ 12,000.00	6065-	6065-0000		12,000.00
(31) 16" MacBook Pro's (standard)	\$ 2,650.00	6	\$ 15,900.00	6073-			
(31) 14" MacBook Pro's (standard)	\$ 1,900.00	9	\$ 17,100.00	6073-			
(31) 16" MacBook Pro's	\$ 4,100.00	4	\$ 16,400.00	6073-			
(33) Misc IT Supplies, Printers, Scanners Etc.	\$ 20,000.00	1	\$ 20,000.00	6080-			
(33) Toner/Supplies for Printers not in contract	\$ 12,000.00	1	\$ 12,000.00	6080-			
(33) iPads w/pencil, keyboard, apple care	\$ 1,700.00	2	\$ 3,400.00	6080-			
(36) First Digital Phone and Internet/MO	\$ 2,300.00	12	\$ 27,600.00	6095-			
(36) Cell Phones/MO	\$ 2,500.00	12	\$ 30,000.00	6095-			
(38) Education/Training/Certificates	\$ 5,500.00	1	\$ 5,500.00	6110-			
(38) Research and Development	\$ 10,000.00	1	\$ 10,000.00	6110-			
(40) Misc IT Department Software upgrades/purchases	\$ 20,000.00	1	\$ 20,000.00	6120-			
(40) Jamf Pro Device Management	\$ 4,500.00	1	\$ 4,500.00	6120-			
(40) Renewals (website, jamf, expensify, server monitoring, email etc.)/MO	\$ 1,000.00	12	\$ 12,000.00	6120-			
(40) Mod Master/Zywave	\$ 5,500.00	1	\$ 5,500.00	6120-			
(40) VMWare, VEEAM, Virtualization Subscription, VM Backup, Offsite Storage Etc.	\$ 6,000.00	1	\$ 6,000.00	6120-			
(40) Backblaze offsite server and workstation backup/MO	\$ 200.00	12	\$ 2,400.00	6120-			
\$220,300.00							12,000.00
30.1							

6073-0000

31 - Depreciation Expense
BUDGET 2022

	Per Financials		PRELIMINARY
	<u>YTD 08/31/21</u>	<u>\$ Projected</u>	<u>BUDGET 2022</u>
Equipment Depreciation			
Current monthly Depreciation Expense Multiplied by 4 (See support documents)	137,758	137,758	
		198,618	31.1
 Total Projected		336,376	
 Current Yearly Depreciation Expense (See support document)			165,430 31.1
Net Vehicle Annual Depreciation (See support document)			13,400 31.2
Other equipment			91,170
 Total Estimated Budget Amount			270,000 *

FIXED ASSETS

ACCUM. DEPRECIATION

YTD 08/31/21

Description	Cost	Prior		As of August Current Yearly Depr	Per August Depr Exp Monthly	Depr Exp 4 Months	Projected	
		Accum Depr (12/31/2020)					12-31-2021	Budget 2022
Automobile	384,025.27	67,074.54		8,906.58	742.22	2,968.86	11,875.44	8,906.58
Electrical Equipment	41,480.67	37,631.32		1,235.08	102.92	411.69	1,646.77	1,235.08
Furniture	394,890.30	185,911.86		17,013.74	1,417.81	5,671.25	22,684.99	17,013.74
Misc.	83,828.96	61,228.30		283.36	23.61	94.45	377.81	283.36
Hardware	177,772.32	74,479.07		19,237.64	1,603.14	6,412.55	25,650.19	19,237.64
Software	1,554,304.44	429,848.44		102,286.96	8,523.91	34,095.65	136,382.61	102,286.96
Totals	\$ 2,636,301.96	\$ 856,173.53		\$ 148,963.36	\$ 12,413.61		#####	\$148,963.36

Summary

Item	Estimated Cost (each)	Quantity	Total Cost	Yrs of Depreciation	Total Cost
IT Department Budget					
(31) 16" MacBook Pro's (standard)	\$ 2,650.00	6	\$ 15,900.00	3	5,300.00
(31) 14" MacBook Pro's (standard)	\$ 1,900.00	9	\$ 17,100.00	3	5,700.00
(31) 16" MacBook Pro's	\$ 4,100.00	4	\$ 16,400.00	3	5,466.67
	\$ 8,650.00		\$ 49,400.00		\$ 16,466.67
					\$ 16,466.67

Totals	#####	\$165,430.03
	31.1	31.1

New Asset	Purchase/Sale		Projected Sale		Projected Miles	
	Retiring Asset	Date	Projected Cost	Price		
2023 Tacoma		Oct 2022	33800			
2023 Tacoma		Oct 2022	33800			
2023 Tacoma		Oct 2022	33800			
2023 Tacoma		Oct 2022	33800			
2023 Tacoma		Oct 2022	33800			
2023 Tacoma		Oct 2022	33800			
2023 Tacoma		Oct 2022	33800			
2023 Tacoma		Oct 2022	33800			
2023 Tacoma		Oct 2022	33800			
2023 Sequoia		Oct 2022	57800			
	2022 Tacoma	Oct 2022		31800		
	2022 Tacoma	Oct 2022		31800		
	2022 Tacoma	Oct 2022		31800		
	2022 Tacoma	Oct 2022		31800		
	2022 Tacoma	Oct 2022		31800		
	2022 Tacoma	Oct 2022		31800		
	2022 Tacoma	Oct 2022		31800		
	2022 Tacoma	Oct 2022		31800		
	2022 Tacoma	Oct 2022		31800		
	2022 Sequoia	Oct 2022		49000		
Total			\$ 362,000.00	\$ 335,200.00		
Net Vehicle Annual Projected Depreciation - 2 yr Life				\$ 26,800.00		
Net Vehicle Annual Projected Depreciation - 2 yr Life				\$ 13,400.00	6073-0000 (31)	
				31.2		
Vehicle Maintenance	LOF	Tires	Glass	Washes	Other	Projected Miles
Tacoma GB	160	700	0	168	500	30000
Tacoma JM	160	700	700	168	500	36000
Tacoma RH	160	0	0	168	0	28000
Tacoma DP	240	700	700	168	500	38000
Tacoma CT	160	700	700	168	500	36000
Tacoma DF	160	700	0	168	500	33000
Tacoma JW	320	700	700	168	500	49000
Tacoma BO	240	700	700	168	500	40000
Tacoma JR	160	0	0	168	0	28000
Tacoma Pool	70	0	0	84	500	12000
Sequoia	160	800	0	168	0	24000
Trailer #1		0	0	25	400	
Sub Total	\$ 1,990.00	\$ 5,700.00	\$ 3,500.00	\$ 1,789.00	\$ 4,400.00	\$ 354,000
Total Maintenance					\$ 17,379.00	6051-0000 (27)
Total Fleet Budget for Replacement & Maintenance					\$ 44,179.00	

6075-0000

32 - Loss Prevention and Appraisals
BUDGET 2022

	Per Financials		PRELIMINARY
	YTD 08/31/21	\$ Projected	BUDGET 2022
WC Audits	38,663		
Property Valuations	59,050		
Training	102,313		
Safety Incentives-Tailgates	(641)		
TARP Awards Paid	247,816		
Loss Prevention Misc	47,553		
Total	494,754	494,754	
Estimated Additional WC Audits		21,222	
Estimated Additional Property Valuations		48,488	
Training - Current YTD divided by 8 - Multiplied by 4		51,156	
TARP - Current YTD divided by 8 - Multiplied by 4		123,908	
Total Projected		739,528	
SUMMARY			
TARP Safety Awards (See support document)			300,015
Estimated WC Audits			70,328
Estimated Property Valuations			188,496
Estimated Safety Incentive Development			41,161
Total Estimated Budget Amount			600,000

Member Number	Member Name	Effective Date	Annual Premium	TARP Credit
10020	Alpine City	8/1/21	\$44,609	\$2,231
16880	Alta Town	7/1/21	\$25,245	\$1,263
10110	Ash Creek Special Service District	4/1/21	\$16,601	\$831
10120	Ashley Valley Sewer Management Board	10/1/21	\$9,281	\$465
10130	Ashley Valley Water & Sewer Improvement District	5/1/21	\$27,626	\$1,382
10180	Bear River Association of Governments	7/1/21	\$29,206	\$1,461
10310	Bluffdale City	7/1/21	\$69,910	\$3,496
10400	Box Elder Mosquito Abatement District	2/1/21	\$16,137	\$807
10430	Brian Head Town	4/1/21	\$22,315	\$1,116
15320	Cache County	1/1/21	\$101,508	\$5,076
15530	Cache Valley Transit District	1/1/21	\$88,933	\$4,447
10480	Carbon County	1/1/21	\$103,201	\$5,161
16350	Central Iron County Water Conservancy District	1/1/21	\$3,260	\$163
10750	Clinton City	11/24/21	\$64,318	\$3,216
13460	Cottonwood Heights Parks & Recreation Service Area	1/1/21	\$65,993	\$3,300
10810	Cottonwood Improvement District	1/1/21	\$65,402	\$3,271
10900	Delta City	7/1/21	\$21,906	\$1,096
11170	Enoch City	9/1/21	\$29,543	\$1,478
11200	Ephraim City	9/4/21	\$42,389	\$2,120
11390	Garden City Town	2/20/21	\$13,544	\$678
11490	Grand County	1/1/21	\$83,383	\$4,170
11550	Grand Water & Sewer Service Agency	1/1/21	\$19,914	\$996
11560	Grantsville City	7/1/21	\$62,327	\$3,117
11640	Heber City	7/12/21	\$123,694	\$6,185
11690	Herriman City	7/1/21	\$128,679	\$6,434
11710	Highland City	7/1/21	\$62,336	\$3,117
11770	Hooper City	7/1/21	\$22,505	\$1,126
16230	Housing Authority of Utah County	1/1/21	\$42,523	\$2,127
12500	Housing Connect	7/1/21	\$91,095	\$4,555
11830	Hurricane City	3/1/21	\$147,449	\$7,373
11870	Hyrum City	9/16/21	\$51,891	\$2,595
12110	LaVerkin City	4/15/21	\$33,345	\$1,668
12210	Lindon City	7/1/21	\$49,182	\$2,460
12230	Logan City	7/1/21	\$108,297	\$5,415
10030	Lone Peak Public Safety District	7/1/21	\$56,135	\$2,807
12280	Manila Town	12/20/21	\$6,687	\$335
12290	Manti City	7/1/21	\$37,970	\$1,899
12360	Midvale City	7/1/21	\$159,561	\$7,979
13400	Midvalley Improvement District	1/1/21	\$36,727	\$1,837
12370	Midway City	7/1/21	\$30,553	\$1,528
12380	Milford City	11/15/21	\$13,044	\$653
17820	Millcreek City	1/1/21	\$72,249	\$3,613
12420	Milville City	3/15/21	\$10,941	\$548
12460	Moab City	4/1/21	\$75,566	\$3,779
12520	Morgan City	10/31/21	\$25,058	\$1,253
10890	Mosquito Abatement District - Davis	8/1/21	\$16,964	\$849
15080	Mountain Regional Water Special Service District	2/28/21	\$30,071	\$1,504
12590	Mountainland Association of Governments	7/15/21	\$35,594	\$1,780
12670	Naples City	10/5/21	\$17,709	\$886
12690	Nephi City	7/1/21	\$98,909	\$4,946
12790	North Logan City	7/1/21	\$27,154	\$1,358
17530	North Park Police Agency	7/1/21	\$15,342	\$768
12810	North Salt Lake City	11/15/21	\$101,171	\$5,059
16000	North View Fire District	7/1/21	\$13,470	\$674
12940	Payson City	7/1/21	\$169,300	\$8,465
12960	Perry City	9/16/21	\$44,088	\$2,205
13020	Pleasant Grove City	7/1/21	\$127,986	\$6,400
13060	Price City Municipal	7/1/21	\$92,950	\$4,648
13070	Price River Water Improvement District	4/15/21	\$34,297	\$1,715
13080	Providence City	7/1/21	\$35,557	\$1,778
13160	Richfield City	7/1/21	\$55,440	\$2,772
13200	Riverdale City	7/1/21	\$33,797	\$1,690
13230	Riverton City	7/1/21	\$133,221	\$6,662
13270	Roosevelt City	7/1/21	\$88,490	\$4,425
13310	Roy Water Conservancy District	11/1/21	\$10,685	\$535
13350	Salem City	7/1/21	\$51,340	\$2,567
13640	Santa Clara City	7/1/21	\$49,234	\$2,462
13660	Saratoga Springs City	7/1/21	\$168,889	\$8,445
13740	Six County Association of Governments	7/1/21	\$21,473	\$1,074
13750	Smithfield City Corporation	7/1/21	\$79,862	\$3,994
13770	Snyderville Basin Water Reclamation District	1/1/21	\$30,013	\$1,501
16140	South Ogden City	7/20/21	\$92,399	\$4,620
13840	South Salt Lake Valley Mosquito Abatement District	2/1/21	\$18,303	\$916
15520	South Utah Valley Electric Service District	7/1/21	\$18,862	\$944
13510	South Valley Sewer District	4/1/21	\$141,710	\$7,086
13880	South Weber City	7/1/21	\$25,380	\$1,269
13900	Southeastern Utah Association of Local Governments	7/1/21	\$32,115	\$1,606
15770	Southwest Mosquito Abatement & Control District	1/1/21	\$5,819	\$291
13970	Springdale Town	7/20/21	\$38,920	\$1,946
13980	Springville City	7/1/21	\$193,524	\$9,677
16110	St. George City	7/1/21	\$113,740	\$5,687
14000	Stansbury Park Improvement District	3/20/21	\$18,369	\$919
14050	Summit County	1/1/21	\$139,507	\$6,976
14100	Sunset City Corporation	12/23/21	\$18,535	\$927
14190	Tooele County	1/1/21	\$130,620	\$6,531
14230	Tooele Valley Mosquito Abatement District	7/1/21	\$6,420	\$321
14250	Trans-Jordan Cities	7/1/21	\$28,466	\$1,424
14260	Trenonton City	7/1/21	\$68,237	\$3,412
14300	Uintah Basin Association of Governments	7/1/21	\$20,530	\$1,027
14360	Uintah Mosquito Abatement District	2/9/21	\$13,900	\$695
14480	Utah County	1/1/21	\$187,021	\$9,352
14520	Utah Local Governments Trust	1/1/21	\$35,053	\$1,753
14550	Utah Municipal Power Agency	7/1/21	\$46,298	\$2,315
14580	Vernal City	7/1/21	\$79,387	\$3,970
14600	Vineyard Town	1/1/21	\$24,630	\$1,232
16690	Wasatch Behavioral Health	7/1/21	\$23,073	\$1,154
17310	Wasatch Front Waste & Recycling District	1/1/21	\$136,359	\$6,818
14680	Washington City	7/1/21	\$157,891	\$7,895
17750	Washington County Solid Waste Special Service District #1	2/1/21	\$13,023	\$652
14710	Washington Terrace City	7/1/21	\$48,351	\$2,418
14850	West Point City	7/1/21	\$33,024	\$1,652
14890	Willard City	9/16/21	\$30,459	\$1,523
14930	Woods Cross City	7/1/21	\$54,347	\$2,718
			\$300,015	
			32.1-Budget 2020	

6080-

33 -Office, Printing and Supplies

BUDGET 2022

	Per Financials		PRELIMINARY
	YTD 08/31/21	\$ Projected	BUDGET 2022
Office, Printing & Office Supplies Expense	35,650	35,650	
Current YTD divided by 8 - Multiplied by 4		17,825	
Additional expenses ie, Laptops, Computer, Monitors and IT Supplies		20,000 *	
Total Projected		73,475	
IT Budget (See support document)			35,400 33.1
Additional estimated other			64,600
Total Estimated Budget Amount			100,000 *

IT Department Budget						
Item	Estimated Cost (each)	Quantity	Total Cost	Total Planned Purchases (approx)		
(30) Valley Office System Copy Machine Supplies/MO	\$ 1,000.00	12	\$ 12,000.00	6065-		
(31) 16" MacBook Pro's (standard)	\$ 2,650.00	6	\$ 15,900.00	6073-		
(31) 14" MacBook Pro's (standard)	\$ 1,900.00	9	\$ 17,100.00	6073-		
(31) 16" MacBook Pro's	\$ 4,100.00	4	\$ 16,400.00	6073-		
(33) Misc IT Supplies, Printers, Scanners Etc.	\$ 20,000.00	1	\$ 20,000.00	6080-	6080-0000	20,000.00
(33) Toner/Supplies for Printers not in contract	\$ 12,000.00	1	\$ 12,000.00	6080-	6080-0000	12,000.00
(33) iPads w/pencil, keyboard, apple care	\$ 1,700.00	2	\$ 3,400.00	6080-	6080-0000	3,400.00
(36) First Digital Phone and Internet/MO	\$ 2,300.00	12	\$ 27,600.00	6095-		
(36) Cell Phones/MO	\$ 2,500.00	12	\$ 30,000.00	6095-		
(38) Education/Training/Certificates	\$ 5,500.00	1	\$ 5,500.00	6110-		
(38) Research and Development	\$ 10,000.00	1	\$ 10,000.00	6110-		
(40) Misc IT Department Software upgrades/purchases	\$ 20,000.00	1	\$ 20,000.00	6120-		
(40) Jamf Pro Device Management	\$ 4,500.00	1	\$ 4,500.00	6120-		
(40) Renewals (website, jamf, expensify, server monitoring, email etc.)/MO	\$ 1,000.00	12	\$ 12,000.00	6120-		
(40) Mod Master/Zywave	\$ 5,500.00	1	\$ 5,500.00	6120-		
(40) VMWare, VEEAM, Virtualization Subscription, VM Backup, Offsite Stora	\$ 6,000.00	1	\$ 6,000.00	6120-		
(40) Backblaze offsite server and workstation backup/MO	\$ 200.00	12	\$ 2,400.00	6120-		
					\$220,300.00	35,400.00
						33.1

6087-0000

34 - Books, Periodicals, Subscriptions and Materials
BUDGET 2022

Books & Periodicals

Current YTD divided by 8 - Multiplied by 4
 Additional expenses that could be incurred
 Total Projected

Total Estimated Budget Amount

Per Financials
YTD 08/31/21

2,437

\$ Projected

2,437

1,219

1,000

4,656

PRELIMINARY
BUDGET 2022

10,000

6090-0000
35 - Postage
BUDGET 2022

Postage

Current YTD divided by 8 - Multiplied by 4
 Additional expenses that could be incurred
 Total Projected

Total Estimated Budget Amount

Per Financials YTD 08/31/21	\$ Projected	PRELIMINARY BUDGET 2022
6,833	6,833	
	3,416	
	6,000	
	16,249	
		25,000

6095-0000

36 - Telephone

BUDGET 2022

Telephone & Internet
Month of August - Multiplied by 4
 Additional expenses that could be incurred
 Total Projected

IT Budget (See support document)
 Additional estimated other
 Total Estimated Budget Amount

Per Financials	
YTD 08/31/21	\$ Projected
19,923	19,923
	13,935
	5,000
	38,858

**PRELIMINARY
 BUDGET 2022**

57,600	36.1
2,400	
60,000	

IT Department Budget						
Item	Estimated Cost (each)	Quantity	Total Cost	Total Planned Purchases (approx)		
(30) Valley Office System Copy Machine Supplies/MO	\$ 1,000.00	12	\$ 12,000.00	6065-		
(31) 16" MacBook Pro's (standard)	\$ 2,650.00	6	\$ 15,900.00	6073-		
(31) 14" MacBook Pro's (standard)	\$ 1,900.00	9	\$ 17,100.00	6073-		
(31) 16" MacBook Pro's	\$ 4,100.00	4	\$ 16,400.00	6073-		
(33) Misc IT Supplies, Printers, Scanners Etc.	\$ 20,000.00	1	\$ 20,000.00	6080-		
(33) Toner/Supplies for Printers not in contract	\$ 12,000.00	1	\$ 12,000.00	6080-		
(33) iPads w/pencil, keyboard, apple care	\$ 1,700.00	2	\$ 3,400.00	6080-		
(36) First Digital Phone and Internet/MO	\$ 2,300.00	12	\$ 27,600.00	6095-	6095-0000	27,600.00
(36) Cell Phones/MO	\$ 2,500.00	12	\$ 30,000.00	6095-	6095-0000	30,000.00
(38) Education/Training/Certificates	\$ 5,500.00	1	\$ 5,500.00	6110-		
(38) Research and Development	\$ 10,000.00	1	\$ 10,000.00	6110-		
(40) Misc IT Department Software upgrades/purchases	\$ 20,000.00	1	\$ 20,000.00	6120-		
(40) Jamf Pro Device Management	\$ 4,500.00	1	\$ 4,500.00	6120-		
(40) Renewals (website, jamf, expensify, server monitoring, email etc.)/MO	\$ 1,000.00	12	\$ 12,000.00	6120-		
(40) Mod Master/Zywave	\$ 5,500.00	1	\$ 5,500.00	6120-		
(40) VMWare, VEEAM, Virtualization Subscription, VM Backup, Offsite Stora	\$ 6,000.00	1	\$ 6,000.00	6120-		
(40) Backblaze offsite server and workstation backup/MO	\$ 200.00	12	\$ 2,400.00	6120-		
\$220,300.00						57,600.00
						36.1

6100-000

37 - Accounting and Legal
BUDGET 2022

	Per Financials		PRELIMINARY
	YTD 08/31/21	\$ Projected	BUDGET 2022
Accounting & Legal			
Additional expenses that could be incurred	101,615	101,615	
		98,385	
Total Projected			200,000
Total Estimated Budget Amount			225,000
Auditors RFP projecting \$25,500			

6110-0000

38 - IT, Consulting and Maintenance
BUDGET 2022

	Per Financials YTD 08/31/21	\$ Projected	PRELIMINARY BUDGET 2022
Other Professional Fees	9,610	9,610	
Current YTD divided by 8 - Multiplied by 4		4,805	
Additional expenses that could be incurred		5,000	
Total Projected		19,415	
Additional estimated other			34,500
IT Budget (See support document)			15,500 38.1
Total Estimated Budget Amount			50,000

IT Department Budget						
Item	Estimated Cost (each)	Quantity	Total Cost	Total Planned Purchases (approx)		
(30) Valley Office System Copy Machine Supplies/MO	\$ 1,000.00	12	\$ 12,000.00	6065-		
(31) 16" MacBook Pro's (standard)	\$ 2,650.00	6	\$ 15,900.00	6073-		
(31) 14" MacBook Pro's (standard)	\$ 1,900.00	9	\$ 17,100.00	6073-		
(31) 16" MacBook Pro's	\$ 4,100.00	4	\$ 16,400.00	6073-		
(33) Misc IT Supplies, Printers, Scanners Etc.	\$ 20,000.00	1	\$ 20,000.00	6080-		
(33) Toner/Supplies for Printers not in contract	\$ 12,000.00	1	\$ 12,000.00	6080-		
(33) iPads w/pencil, keyboard, apple care	\$ 1,700.00	2	\$ 3,400.00	6080-		
(36) First Digital Phone and Internet/MO	\$ 2,300.00	12	\$ 27,600.00	6095-		
(36) Cell Phones/MO	\$ 2,500.00	12	\$ 30,000.00	6095-		
(38) Education/Training/Certificates	\$ 5,500.00	1	\$ 5,500.00	6110-	6110-0000	5,500.00
(38) Research and Development	\$ 10,000.00	1	\$ 10,000.00	6110-	6110-0000	10,000.00
(40) Misc IT Department Software upgrades/purchases	\$ 20,000.00	1	\$ 20,000.00	6120-		
(40) Jamf Pro Device Management	\$ 4,500.00	1	\$ 4,500.00	6120-		
(40) Renewals (website, jamf, expensify, server monitoring, email etc.)/MO	\$ 1,000.00	12	\$ 12,000.00	6120-		
(40) Mod Master/Zywave	\$ 5,500.00	1	\$ 5,500.00	6120-		
(40) VMWare, VEEAM, Virtualization Subscription, VM Backup, Offsite Stora	\$ 6,000.00	1	\$ 6,000.00	6120-		
(40) Backblaze offsite server and workstation backup/MO	\$ 200.00	12	\$ 2,400.00	6120-		
\$220,300.00						15,500.00
						38.1

6112-0000

39 - Actuarial Fees
BUDGET 2022

	Per Financials		PRELIMINARY
	YTD 08/31/21	\$ Projected	BUDGET 2022
Actuarial Fees	29,037	29,037	
Current YTD divided by 8 - Multiplied by 4		14,518	
Additional expenses to be incurred (October & year-end reserves, pricing for all lines of business)		20,000	
Total Projected		63,555	
Total Estimated Budget Amount			100,000 *
*Per Actuary email projection \$63,000			

6120-0000

40 - Software Licensing**BUDGET 2022**

	Per Financials YTD 08/31/21	\$ Projected	PRELIMINARY BUDGET 2022
Software Licensing	31,533	31,533	
Support Fees to the end of the year:			
- Caselle Support Fees		2,600	
- VMWare		1,020	
- CDW Virtual Servers Backup		376	
- JAMF		1,384	
- Backblaze		496	
- MyCommerce		232	
Estimated Additional expenses that could be incurred		5,000	
Total Projected		42,641	
Additional estimated other			24,600
IT Budget (See support document)			50,400 40.1
Total Estimated Budget Amount			75,000

IT Department Budget						
Item	Estimated Cost (each)	Quantity	Total Cost	Total Planned Purchases (approx)		
(30) Valley Office System Copy Machine Supplies/MO	\$ 1,000.00	12	\$ 12,000.00	6065-		
(31) 16" MacBook Pro's (standard)	\$ 2,650.00	6	\$ 15,900.00	6073-		
(31) 14" MacBook Pro's (standard)	\$ 1,900.00	9	\$ 17,100.00	6073-		
(31) 16" MacBook Pro's	\$ 4,100.00	4	\$ 16,400.00	6073-		
(33) Misc IT Supplies, Printers, Scanners Etc.	\$ 20,000.00	1	\$ 20,000.00	6080-		
(33) Toner/Supplies for Printers not in contract	\$ 12,000.00	1	\$ 12,000.00	6080-		
(33) iPads w/pencil, keyboard, apple care	\$ 1,700.00	2	\$ 3,400.00	6080-		
(36) First Digital Phone and Internet/MO	\$ 2,300.00	12	\$ 27,600.00	6095-		
(36) Cell Phones/MO	\$ 2,500.00	12	\$ 30,000.00	6095-		
(38) Education/Training/Certificates	\$ 5,500.00	1	\$ 5,500.00	6110-		
(38) Research and Development	\$ 10,000.00	1	\$ 10,000.00	6110-		
(40) Misc IT Department Software upgrades/purchases	\$ 20,000.00	1	\$ 20,000.00	6120-	6120-0000	20,000.00
(40) Jamf Pro Device Management	\$ 4,500.00	1	\$ 4,500.00	6120-	6120-0000	4,500.00
(40) Renewals (website, jamf, expensify, server monitoring, email etc.)/I	\$ 1,000.00	12	\$ 12,000.00	6120-	6120-0000	12,000.00
(40) Mod Master/Zywave	\$ 5,500.00	1	\$ 5,500.00	6120-	6120-0000	5,500.00
(40) VMWare, VEEAM, Virtualization Subscription, VM Backup, Offsite St	\$ 6,000.00	1	\$ 6,000.00	6120-	6120-0000	6,000.00
(40) Backblaze offsite server and workstation backup/MO	\$ 200.00	12	\$ 2,400.00	6120-	6120-0000	2,400.00
						50,400.00
						40.1
					\$220,300.00	

6130-0000

**41 - MISCELLANEOUS BANK FEES AND OTHER
BUDGET 2022**

	Per Financials YTD 08/31/21	\$ Projected	PRELIMINARY BUDGET 2022
HRA, FLEX, ADP FEES	25,699	25,699	
HRA, FLEX		414	
ADP internet processing fees		673	
ADP internet EZ Labor Time Management fees		151	
Banking Fees		1,881	
Zions 1/4ly fees		12,779	
Total Projected		41,597	
HRA, FLEX			1,196
ADP internet processing fees			1,945
ADP internet EZ Labor Time Management fees			453
Banking Fees			5,642
Zions 1/4ly fees			25,559
Total			34,795
Additional Other			15,205
Total Estimated Budget Amount			50,000

6240-0000

42 - Payroll Taxes**BUDGET 2022**

	Per Financials YTD 08/31/21	\$ Projected	PRELIMINARY BUDGET 2022
Payroll Taxes	102,453	102,453	
Amount expensed each pay period. (Used the month of Aug last pay period)		4,949	
8 pay periods remaining and 1 bonus		10	
Total		49,488	
Current Monthly W/C Premium		730	730
		4	12
		2,920	8,759
Total Projected		154,861	
Employee Wages, Growth Wages & Bonus			2,209,710
Estimated budget amount is 7.7% (FICA current payroll reg divided by gross plus SUI)			7.7%
			170,148
Total Estimated Budget Amount			178,907

Claim Service Proposal

For

UTAH LOCAL GOVERNMENTS TRUST

Life of Claim

Period:

January 01, 2022 to January 01, 2027



December 06, 2021

UTAH LOCAL GOVERNMENTS TRUST

Claim Service Proposal

Program Summary

PROPOSAL DATE: December 06, 2021

NAMED CUSTOMER: UTAH LOCAL GOVERNMENTS TRUST
55 SOUTH HIGHWAY 89
NORTH SALT LAKE, UT 84054
(hereinafter referred to as "Customer" or "Company")

PROGRAM EFFECTIVE DATE: From January 01, 2022 to January 01, 2027

This quote is valid for 90 days or until January 01, 2022 , whichever comes first. This proposal contemplates that CSS will be awarded all the lines of business quoted. CSS reserves the right to adjust its pricing if all the lines of business quoted are not awarded to CSS.

LINES OF BUSINESS (USA ONLY):

Workers Compensation, General Liability, Automobile Liability, Auto Physical Damage, Property

AUTHORIZED PAYMENT LEVELS

Claim Payments	\$500,000
Allocated Loss Adjustment Expense	\$500,000

Claim Service Proposal

Program Summary

RETENTION

The following retentions apply:

Self-Insured Retention Plan Amount(s)	
Workers Compensation & Employers Liability Loss including ALAE	\$750,000
General Liability Loss including ALAE	\$750,000
Automobile Liability Loss including ALAE	\$750,000
Auto Physical Damage Loss including ALAE	\$150,000
Property (FN, FR) including ALAE	\$150,000

Workers Compensation and Employers Liability Losses including Allocated Loss Adjustment Expenses (ALAE) arising out of a single accident shall be limited to the amount indicated above. For Occupational Disease Claims, this limitation shall apply to each employee.

General Liability Losses including Allocated Loss Adjustment Expenses (ALAE) arising out of a single occurrence shall be limited to the amount indicated above.

Automobile Liability Losses including Allocated Loss Adjustment Expenses (ALAE) arising out of a single accident shall be limited to the amount indicated above.

Automobile Physical Damage Losses including Allocated Loss Adjustment Expenses (ALAE) for covered automobiles arising out of a single accident shall be limited to the amount indicated above.

Property Losses including Allocated Loss Adjustment Expenses (ALAE) per loss shall be limited to the amount indicated above.

APPLICATION OF ADMINISTRATIVE EXPENSE

In addition to the Claim Handling Charges option outlined below, an annual Administrative Expense per the following:

UTAH LOCAL GOVERNMENTS TRUST

Claim Service Proposal

Program Summary

ADMINISTRATIVE EXPENSE	Minimum Amount	Estimated Amount
Administrative Expense - Year 1 - 01/01/2022 To 01/01/2023 <i>Flat Charge</i>	\$89,242	\$89,242
Administrative Expense - Year 2 - 01/01/2023 To 01/01/2024 <i>Flat Charge</i>	\$91,473	\$91,473
Administrative Expense - Year 3 - 01/01/2024 To 01/01/2025 <i>Flat Charge</i>	\$91,473	\$91,473
Administrative Expense - Year 4 - 01/01/2025 To 01/01/2026 <i>Flat Charge</i>	\$91,473	\$91,473
Administrative Expense - Year 5 - 01/01/2026 To 01/01/2027 <i>Flat Charge</i>	\$91,473	\$91,473
Total Expenses included in the Installment Schedule Due 1/1/2022		\$89,242

If the program is not renewed, but the parties agree that continued RMIS services will be provided, such continued services will be charged on an annual basis at a rate to be negotiated by the parties.

CLAIM HANDLING CHARGES						
WC PER CLAIM LIFETIME FEES,	Basis	Rate	Rate	Rate	Rate	Rate
GL PER CLAIM LIFETIME FEES,		01/01/2022	01/01/2023	01/01/2024	01/01/2025	01/01/2026
AL PER CLAIM LIFETIME FEES,		To	To	To	To	To
APD PER CLAIM LIFETIME FEES		01/01/2023	01/01/2024	01/01/2025	01/01/2026	01/01/2027
PROPERTY PER CLAIM LIFETIME FEES						
Plan Claims Handling Reimbursement Charges						
Workers Compensation & Employers Liability						
Files Designated CM	Per Claim	\$198.00	\$203.00	\$205.00	\$207.00	\$209.00
Files Designated CB	Per Claim	\$1,420.00	\$1,455.00	\$1,470.00	\$1,484.00	\$1,499.00
Per Incident	Per Incident	\$76.00	\$76.00	\$76.00	\$76.00	\$76.00
TravCARE NurseLine*	Per Call	\$80.00	\$80.00	\$80.00	\$80.00	\$80.00
General Liability						
Other Than Products	Per Claim	\$1,261.00	\$1,292.00	\$1,305.00	\$1,318.00	\$1,331.00
Per Incident	Per Incident	\$76.00	\$76.00	\$76.00	\$76.00	\$76.00
Automobile Liability (excluding APD)	Per Claim	\$953.00	\$977.00	\$987.00	\$997.00	\$1,007.00
Per Incident	Per Incident	\$76.00	\$76.00	\$76.00	\$76.00	\$76.00
Automobile Physical Damage	Per Vehicle Per Claim	\$464.00	\$476.00	\$481.00	\$485.00	\$490.00
General Liability Coverage Files	Per Claim	\$150.00	\$150.00	\$150.00	\$150.00	\$150.00
Automobile Liability Coverage Files	Per Claim	\$150.00	\$150.00	\$150.00	\$150.00	\$150.00
Property	Per Location Per Claim	\$689.00	\$706.00	\$713.00	\$720.00	\$727.00

* See TravCARE Nurse Line Exhibit, attached hereto and incorporated by reference.

The Per Claim Charges are lifetime charges. The Per Claim Charges are multiplied by the applicable Claim Count beginning on the commencement date and according to the billing basis and billing frequency noted in the Key Dates part of this Program Summary.

Each WC Per Claim Charge applies on a per claimant per claim basis.

Each GL and AL Per Claim Charge is subject to a limit of five (5) claimants per claim. For each set or partial set of five claimants, a separate claim service fee will be charged.

UTAH LOCAL GOVERNMENTS TRUST

Claim Service Proposal

Program Summary

Each APD Per Claim Charge applies on a per vehicle per claim basis.

Allocated Loss Adjustment Expense(s) (ALAE) are in addition to the service fees.

CSS LLC does not provide Claim Services for the following types of General Liability/Products Liability Claims: Tobacco and/or alcohol related Claims, pollution Claims, hazardous waste disposal Claims, diethylstilbestrol (DES) Claims, asbestosis Claims, AIDS or AIDS phobia Claims, environmental Claims, professional liability Claims, Claims arising out of the sale or distribution of prescription drugs, discrimination Claims, sexual harassment Claims, employment practices liability Claims, construction defect Claims and mold Claims.

An "Incident Only" Claim is a report of an accident or occurrence to the claim handler for "reporting purposes only" or an accident or occurrence which does not require claim management due to inactive medical treatment. There is no financial activity on Incident Only Claims and no claim adjusting beyond the entry of up to three case manager-entered file notes.

CM and CB Claims are defined in the Definition of Workers Compensation Medical Only ("CM") and ("CB") Claims Exhibit attached hereto and incorporated herein by reference.

Note: Coverage Files Only; on a number of GL claims in particular, coverage questions arise and seeing that CSS cannot make coverage determinations for the Trust it is necessary for the Trust to hire their own Coverage attorneys. Bills for the services of these Lawyers cannot be paid under the CSS handled GL claim files as they are not loss costs. ULGT wants CSS to establish a separate "Coverage File" for those claims involving significant coverage issues in order to make payments to attorneys hired by the Trust to help them make the coverage decisions.

CSS would be expected to register a "Coverage File" claim under a separate contract number from the CSS handled GL or AL claims with the coverage issues. Jeff Rowley at the Trust would notify the CSS claim professional responsible for the "Coverage File" to make payments to the coverage attorney as appropriate. CSS would have no other responsibilities than to make payments under the "Coverage File" as advised by the Trust.

CSS LLC will maintain the above annual Administration and RMIS Fee schedule and per claim rates during the contract term provided there in no change in operations, including but not limited to any change in exposures, an acquisition, divestiture, merger, etc. or changes in service specifications.

If for any reason UTAH LOCAL GOVERNMENTS TRUST decides to terminate this agreement then the annual Administration and RMIS Fee that applies at the time of the termination will be fully due and payable.

CLAIM FUNDING	AMOUNT
Self-Insured Retention Plan Deposit	
Amount Required for ALL Contract Years (Historical and Current)	\$89,017
Currently Holding for Historical Contract Years	\$89,017
Additional or (Return) Amount Due	\$0
Total Claim Funds Due or (Return)	\$0

Claim Funding Option

Daily – Initial Claim funding deposit of 4 days of average claim payments with daily automatic reimbursement (ACH). The loss fund may be adjusted periodically.

For self-insured accounts, a Constitution State Services LLC Claim Service Agreement sets forth the terms and conditions under which the Claim Funding arrangement will operate.

UTAH LOCAL GOVERNMENTS TRUST

Claim Service Proposal

Program Summary

INSTALLMENT SCHEDULE Amount Due

Payments Begin: January 01, 2022

Service Program Obligations:

Administrative/RMIS Charges: Year 1 - 01/01/2022 to 01/01/2023	\$89,242
Payable in 4 equal installments, beginning January 01, 2022 and the 1st day of each succeeding quarter thereafter.	
Administrative/RMIS Charges: Year 2 - 01/01/2023 to 01/01/2024	\$91,473
Payable in 4 equal installments, beginning January 01, 2023 and the 1st day of each succeeding quarter thereafter.	
Administrative/RMIS Charges: Year 3 - 01/01/2024 to 01/01/2025	\$91,473
Payable in 4 equal installments, beginning January 01, 2024 and the 1st day of each succeeding quarter thereafter.	
Administrative/RMIS Charges: Year 4 - 01/01/2025 to 01/01/2026	\$91,473
Payable in 4 equal installments, beginning January 01, 2025 and the 1st day of each succeeding quarter thereafter.	
Administrative/RMIS Charges: Year 5 - 01/01/2026 to 01/01/2027	\$91,473
Payable in 4 equal installments, beginning January 01, 2026 and the 1st day of each succeeding quarter thereafter.	

Installments Payment: *Remit to CSS*

Paid Loss Payment: *Remit to CSS*

TAXES AND OTHER RELATED OBLIGATIONS

In addition, in the event that a state or other jurisdiction, in accordance with existing or future law, determines that CSSLLC is liable for payment of any taxes, assessments or escheat obligations (other than taxes solely based upon CSSLLC's net income) with respect to any aspect of this Agreement, Company agrees to reimburse CSSLLC for the amount of any such taxes, assessments or escheat obligations, any interest expense assessed against or incurred by CSSLLC before or after payment of such amounts, and any other charges, penalties or fines in connection therewith, including reasonable attorneys' fees, that CSSLLC may sustain in connection with such amounts. Any such amount shall be due and payable upon written notification by CSSLLC to Company.

Taxes: The Claim Services provided by CSSLLC are subject to, or may become subject to, sales (or similar) taxes in certain states. We will apply the appropriate sales tax on invoices. If you believe that you are exempt from tax on these Claim Services, please forward a copy of any applicable exemption certificate to CSSLLC.

UTAH LOCAL GOVERNMENTS TRUST

Claim Service Proposal

Program Summary

KEY DATES	Commencement Date	Billing Frequency	Billing Basis
Self-Insured Retention Plan			
Self-Insured Retention Plan Losses	January 01, 2022	DB-Daily Issued	Paid
Self-Insured Retention Plan Claims Handling Charges			
Workers Compensation	January 01, 2022	Monthly	Claim Count
General Liability	January 01, 2022	Monthly	Claim Count
Auto Liability	January 01, 2022	Monthly	Claim Count
Auto Physical Damage	January 01, 2022	Monthly	Claim Count

- Paid Basis means the amount of each loss actually paid within your plan layer. Claim Count is the actual number of claims within your plan layer.

EXPOSURES

WC States: UT
GL States: UT
AL States: UT
APD States: UT

EXHIBITS

1. Administrative And RMIS Services Exhibit
2. Definition of Allocated Loss Adjustment Expense
3. Definition of Workers Compensation Medical Only ("CM") and ("CB") Claims Exhibit
4. Medical Cost Containment Expense Component of ALAE Exhibit
5. Claim Services Exhibit

Administrative and RMIS Services Exhibit

Administrative Expense or Administration Costs associated with a Carrier Program, including Risk Management Information Services include the following services:

- Designated Account Executive
- Designated Claim Account Executive
- Designated RMIS Representative
- Accounting Services - Funding/Banking/Billing
- e-CARMA, including Training, 1 On-Line Corporate Location and 1 Broker Location - No Paper (46 Additional locations at an additional cost of \$500 per location).
- On-Line Adjuster Notes
- On-Line Claim Management System (CMS)
- On-Line Daily Notice of Loss Roster and Inquiry
- Monthly RMIS Tapes to Carrier, if applicable
- Account Implementation Service Calls and Claim Reporting Kit Distribution
- Insurance Carrier Financial, Data & Claim Reporting Requirements, if applicable
- Loss Data to Assist Client Completion of Self-Insurer Reports, if applicable

Refer to the e-CARMA Usage Agreement for terms and conditions under which these services are provided.

UTAH LOCAL GOVERNMENTS TRUST

Definition of Allocated Loss Adjustment Expense

In the course of providing Claim Services, expenses for some or all of the following items or services will be incurred on behalf of Company ("Allocated Loss Adjustment Expense(s) (or "ALAE")):

1. Fees of attorneys or other authorized representatives where permitted for legal services, whether by outside or staff representatives.
2. Court, Alternate Dispute Resolution and other specific items of expense whether incurred by an outside vendor or by one of the employees of CSSLLC, including but not limited to:
 - Medical examinations of a claimant to determine the extent of liability, degree of permanency or length of disability;
 - Expert medical or other testimony;
 - Autopsy;
 - Witnesses and summonses;
 - Copies of documents such as birth and death certificates and medical treatment records;
 - Arbitration fees;
 - Fees or costs for surveillance or other professional investigations which are conducted as part of the handling of a Claim;
 - Fees or costs for Risk Control and fees or costs for rehabilitation nurses or other nurses, if the cost of such nurses is not included in losses, for services which are conducted as part of the handling of a Claim;
 - Appeal bond costs and appeal filing fees.
3. Medical cost containment expenses incurred with respect to a particular Claim, whether by an outside vendor or done internally by an employee for the purpose of controlling losses, to ensure that only reasonable and necessary costs of services are paid. The expenses include but are not limited to:
 - Bill auditing expenses for any medical or vocational services rendered, including hospital bills (inpatient or outpatient), nursing home bills, physician bills, chiropractic bills, medical equipment charges, pharmacy charges, physical therapy bills, medical or vocational rehabilitation vendor bills.
 - Hospital and other treatment utilization reviews, including pre-certification/pre-admission, concurrent or retrospective reviews.
 - Preferred Provider Network/Organization expenses.
 - Medical fee review panel expenses.

The Medical Cost Containment Expense Component of ALAE Exhibit, attached hereto and incorporated by reference, sets forth how the expenses under this section of the definition are billed in ALAE.

4. Expense(s) not defined as losses which are directly related to and directly allocated to the handling of a particular Claim and are required to be performed by statute or regulation.

The following shall not be included as "Allocated Loss Adjustment Expense":

1. Salaries, overhead and traveling expenses of CSSLLC employees, except for employees while doing activities previously listed as allocated expenses.
2. Fees paid to independent Claims professionals or attorneys (hired to perform the function of Claim investigation normally performed by Claim adjusters) for developing and investigating a Claim so that a determination can be made of the cause, extent or responsibility for the injury, disease or damage, including evaluation and settlement of covered Claims.
3. Expenses which are defined as either an indemnity or medical loss.

Definition of Workers Compensation Medical Only ("CM") and ("CB") Claims Exhibit

Workers Compensation Claims are categorized as **CM** or **CB**. To assist the Company in distinguishing the two categories of Claims, CSSLLC offers the following definitions of each Claim.

A '**CM**' loss designator denotes a Workers Compensation Claim which involves medical treatment only, no 24 hour voice-to-voice contact is necessary with the injured employee, employer or provider of medical services and in which:

- There is no issue requiring investigation for compensability, offsets or subrogation.
- Lost work days do not exceed the applicable statutory waiting period but may involve a return to work under modified duty for a period of less than 90 days.
- There are no payments or reserves for categories other than medical or expense.
- No reserve advisory or status reports, customer meetings or pre-settlement concurrence review are requested.
- Injury does not require medical treatment beyond 180 days.
- Anticipated medical treatment is less than or equal to \$5,000.00.
- Injured employee is not represented by an attorney.
- There are no issues of causal relationship or excessive medical treatment.
- No issues of permanency or scarring are involved.

A '**CB**' loss designator denotes a Workers Compensation Claim that does not fall within any of the above criteria for a CM designator, provided that the CSSLLC Claim Unit Manager may, in the good faith exercise of his or her Claim handling judgment, classify a Claim as either a 'CB' or a 'CM', if he or she believes that the Claim can be handled as he or she has classified it, without compromising the effectiveness of the Claim handling.

These definitions may change to conform with our claim department classifications.

UTAH LOCAL GOVERNMENTS TRUST

Medical Cost Containment Expense Component of ALAE Exhibit

Your pricing structure consists of the following components, which apply to Workers Compensation Claims with a date of accident beginning with the Program Effective Date set forth on the Program Summary:

1. There is a \$9 per bill fee applied to all medical, pharmacy or hospital bills CSSLLC reviews to reprice the bills to any applicable state-mandated schedule. The per bill fee does not apply to our detection and elimination of duplicate bills.
- 2.a. In addition to the per bill fee, there is a 27% charge applied to any Savings resulting from the following medical bill repricing, pharmacy bill repricing and hospital bill audit activity:
 - Application of Preferred Provider Network discounts to physicians' bills, hospital bills and pharmacy bills
 - Repricing as a result of negotiation of out-of-network physicians' bills, pharmacy bills and hospital bills
 - Repricing of medical bills, pharmacy bills, and hospital bills by reviewing the bills and applying proprietary rules and edits
 - Repricing of medical bills, pharmacy bills and hospital bills by manual bill review by our medical review team.
- b. Savings realized from medical bill, pharmacy bill and hospital bill review to which the 27% charge is not applied are:
 - Savings realized from the detection and elimination of duplicate bills
 - Savings achieved by the Claim case manager, i.e. bills containing unrelated/unauthorized treatment
 - Savings achieved by the medical case manager, i.e. bills containing unapproved medical treatment
 - Savings realized from medical bill repricing, pharmacy bill repricing and hospital bill audit activity achieved by applying any state-mandated schedule
 - Savings realized from the elimination of non-compensable bills.

For purposes of this Exhibit, the term "Savings" shall refer to the difference between the amount billed by physician, hospital, pharmacy and other medical providers and the amount CSSLLC ultimately paid. CSSLLC adheres to state-mandated fee schedules and/or usual and customary pricing for certain procedures, may contract with preferred provider networks which have contractual arrangements with certain of those providers to perform certain procedures at pre-determined rates (which may be below fee schedule), and may utilize other fee negotiation resources CSSLLC determines are necessary and appropriate to determine the amount that CSSLLC should pay on any given medical bill.

3. The per bill fee and any applicable 27% charge will be capped at \$10,000 per bill and both are charged to the Claim file as an Allocated Loss Adjustment Expense, unless CSSLLC is required by state law to charge it to the Claim file as a different component of the applicable rating plan. The \$10,000 per bill cap applies to bills with a date of service beginning with the Program Effective Date set forth on the Program Summary.
4. Certain items are still charged separately to the Claim file as Allocated Loss Adjustment Expenses. These items include but are not limited to:
 - Utilization Review [pre-certification and concurrent review] services charged on a per activity basis
 - Independent medical examinations*
 - Second opinions by a physician*
 - Chiropractic reviews
 - Physician advisor programs.

*unless ordered by an industrial board or state equivalent, in which case it is treated as Medical.

Claim Services Exhibit

The Claim Service Fees include the following services:

- First Report State Filing
- File Establishment
- Claim Investigation
- Loss Reserving/Estimating
- Claim Supervision
- Loss Adjustment
- System Generated Acknowledgments
- System Generated Closing Notices
- Systematic Index Bureau Reporting
- Subrogation
- Litigation Management
- Threshold for Pre-Settlement Consultations – \$25,000
- Threshold for the Reserve Advisory Level (via Claim Alerts) – \$25,000
- Standard Annual Client/Broker File Review
(Open Cases with reserves of \$25,000 or greater)
- Check Issuance

The Claim Service Fees do not include:

- Allocated Loss Adjustment Expenses (see Allocated Loss Adjustment Expense Definition in the Claim Service Agreement).

The Claim Service Agreement governs the terms and conditions under which these services are provided.



11/16/2021

Steve Hansen, CEO
Utah Local Government Trust
55 South Highway 89
North Salt Lake, UT 84054

Dear Steve,

The reinsurance/insurance market for public entities remains difficult and as a result we engaged in a full marketing of the Trust’s program for the January 1, 2022 renewals. We are currently in the process of finalizing the placements and summarized each line of coverage below with an update as where they stand today.

Workers Compensation –The market for excess workers compensation is very small with only two legitimate options for public entities pools. Those two options are Safety National and Midwest. Currently, ULGT’s excess workers compensation partner is Safety National who is offering renewal terms and have provided us with an indication. However, we are working with Midwest on a competitive option. The comparison below is using Safety National’s indication for the renewal and we expect this to improve through further negotiations.

Excess Workers Compensation	2021-2022	2022-2023	VARIANCE
Payroll	\$781,938,968	\$828,689,737	5.98%
Account Rate (per hundred dollars)	0.1068000	0.1148000	7.49%
Total Annual Cost	\$835,111.00	\$951,336.00	13.92%

Trustees E and O - For the 2021 renewal, we are marketing the program outside of the Alliant Public Pool Liability (APPL) program. We are anticipating an increase in premium at renewal, but no major changes to terms and conditions. The carrier will not officially release their proposal until 30 days prior to renewal, however, we included a comparison below based on what is expected to be a “not to exceed” premium.

Trust E&O	2021-2022	2022-2023
Total Annual Cost	\$30,336.90	\$35,000

Liability – In 2019 the Trust moved reinsurers from Munich Re to Safety National and entered into a three-year rate agreement. This rate agreement was been extremely beneficial to the Trust as the liability reinsurance market for pools has been extremely volatile. Currently, the market for liability reinsurance is believed to be hardest market since the 80’s with significant rate increases and changes to terms and conditions. There are several issues driving the hard market, but a main reason is “social inflation” which has caused an exponential increase in the cost of claims that has led to carriers offering far less capacity without reducing premiums. An example of this is Safety National lowering the limit they are willing to offer to \$5 million from \$9 million and we do not expect premium relief. Since the Trust has not had to experience any rate increases through this difficult market, we are expecting a significant increase for the upcoming renewal. We are working with the entire marketplace and have approached 17 markets. We still have work to do but are expecting that the renewal premium could be as high as \$3,150,000 to \$3,650,000. The expiring premium is \$2,388,889 which is a Rate of \$1.171 per \$1,000 Net Operating Expenses.

Please contact us should you have any questions. Thank you for the opportunity to serve as the broker for the Utah Local Government Trust. We truly appreciate the partnership, and look forward to working with you and your team throughout 2022

Sincerely,



Douglas Wozniak
Senior Vice President
Alliant Insurance Services



Justin Swarbrick
Senior Vice President
Alliant Insurance Services



Utah Local Governments Trust

Excess Workers' Compensation Insurance Proposal 2022 – 2023

Presented on November 17, 2021 by:

Doug Wozniak
Senior Vice President

Alliant Insurance Services, Inc.
1301 Dove Street, Suite 200
Newport Beach, CA 92660
O 949 756 0271
F 949 756 2713

CA License No. 0C36861

www.alliant.com

Table of Contents

Company Profile.....	2
Alliant Advantage	3
Your Service Team	4
Named Insured / Additional Named Insureds	5
Line of Coverage.....	6
Excess Workers' Compensation Coverage	6
Disclosures.....	8
NY Regulation 194	9
FATCA:.....	9
Claims Reporting:.....	9
Changes and Developments.....	10
Certificates / Evidence of Insurance.....	10
Flood Offering	11
Optional Coverages	12
Glossary of Insurance Terms	12
Request to Bind Coverage.....	13

Company Profile

With a history dating back to 1925, Alliant Insurance Services is one of the nation's leading distributors of diversified insurance products and services. Operating through a national network of offices, Alliant offers a comprehensive portfolio of services to clients, including:

- Risk Solutions
- Employee Benefits
 - Strategy
 - Employee Engagement
 - Procurement
 - Analytics
 - Wellness
 - Compliance
 - Benefits Administration
 - Global Workforce
- Industry Solutions
 - Construction
 - Energy and Marine
 - Healthcare
 - Law Firms
 - Public Entity
 - Real Estate
 - Tribal Nations
 - And many other industries
- Co-Brokered Solutions
 - Automotive Specialty
 - Energy Alliance Program
 - Hospital All Risk Property Program
 - Law Firms
 - Parking/Valet
 - Public Entity Property Insurance Program
 - Restaurants/Lodging
 - Tribal Nations
 - Waste Haulers/Recycling
- Business Services
 - Risk Control Consulting
 - Human Resources Consulting
 - Property Valuation

The knowledge that Alliant has gained in its more than eight decades of working with many of the top insurance companies in the world allows us to provide our clients with the guidance and high-quality performance they deserve. Our solution-focused commitment to meeting the unique needs of our clients assures the delivery of the most innovative insurance products, services, and thinking in the industry.

Alliant ranks among the 15 largest insurance brokerage firms in the United States

Alliant Advantage

	Alliant	Competition
1. Satisfying the insurance needs of business for nearly 90 years.	✓	
2. Privately owned and operated.	✓	
3. A full-service insurance agency for all your business, life and health, and personal insurance.	✓	
4. Representing over 40 insurance companies to provide the best and most affordable coverage.	✓	
5. State-licensed support staff.	✓	
6. Dedicated Certificate of Insurance personnel.	✓	
7. Risk management services to help identify hazards and present options.	✓	
8. Workers' compensation insurance claims management at no additional charge.	✓	

Your Service Team

Doug Wozniak

Senior Vice President
dwozniak@alliant.com

Phone: 949 660 8166

Justin Swarbrick

Senior Vice President
jjswarbrick@alliant.com

Phone: 248 205 2931

Felipe Garcia

First Vice President
fgarcia@alliant.com

Phone: 949 660 8167

Chantelle Marchand

Account Manager
Chantelle.Marchand@alliant.com

Phone: 949 660 8154

Named Insured / Additional Named Insureds

Named Insured(s)

Utah Local Governments Trust

Additional Named Insured(s)

None

NAMED INSURED DISCLOSURE

- The first named insured is granted certain rights and responsibilities that do not apply to other policy named insureds and is designated to act on behalf of all insureds for making policy changes, receiving correspondence, distributing claim proceeds, and making premium payments.
- **Are ALL entities listed as named insureds?** Coverage is **not** automatically afforded to all entities unless specifically named. Confirm with your producer and service team that all entities to be protected are on the correct policy. Not all entities may be listed on all policies based on coverage line.
- Additional named insured is (1) A person or organization, other than the first named insured, identified as an insured in the policy declarations or an addendum to the policy declarations. (2) A person or organization added to a policy after the policy is written with the status of named insured. This entity would have the same rights and responsibilities as an entity named as an insured in the policy declarations (other than those rights and responsibilities reserved to the first named insured).
- Applies to Professional Liability, Pollution Liability, Directors & Officers Liability, Employment Practices Liability, Fiduciary Liability policies (this list not all inclusive). Check your Policy language for applicability. These policies provide protection to the Named Insured for claims made against it alleging a covered wrongful act. Coverage is not afforded to any other entities (unless specifically added by endorsement or if qualified as a "Subsidiary" pursuant to the policy wording) affiliated by common individual insured ownership or to which indemnification is otherwise contractually owed. If coverage is desired for affiliated entities or for contractual indemnities owed, please contact your Alliant Service Team with a full list of entities for which coverage is requested. With each request, include complete financials and ownership information for submission to the carrier. It should be noted, that the underwriter's acceptance of any proposed amendments to the policy, including expansion of the scope of "Insureds" under the policy could result in a potential diminution of the applicable limits of liability and/or an additional premium charge.

Line of Coverage

Excess Workers' Compensation Coverage

	Present Coverage	Proposed Coverage												
INSURANCE COMPANY:	Safety National Casualty Corporation	Safety National Casualty Corporation												
A.M. BEST RATING:	A+ (Superior), Financial Size Category: XV (\$2 Billion or greater) as of October 3, 2019	A+ (Superior), Financial Size Category: XV (\$2 Billion or greater) as of November 11, 2020												
STANDARD & POOR'S RATING:	A+ (Strong) as of April 24, 2020	A+ (Strong) as of September 14, 2021												
UTAH STATUS:	Admitted	Admitted												
POLICY/COVERAGE TERM:	January 1, 2021 to January 1, 2022	January 1, 2022 to January 1, 2023												
Coverage Form:	Specific Excess Workers' Compensation and Employers' Liability Insurance Agreement – SPWC-0908-A1	Specific Excess Workers' Compensation and Employers' Liability Insurance Agreement – SPWC-0908-A1												
Limits:	<table border="0"> <tr> <td style="text-align: center;">Statutory</td> <td style="text-align: center;">Workers Compensation</td> </tr> <tr> <td>\$ 2,000,000</td> <td>Employers' Liability Maximum Limit of Indemnity Per Occurrence</td> </tr> <tr> <td>\$ 4,000,000</td> <td>Employers' Liability Maximum Limit of Indemnity Per Occurrence for all occurrences involving insured member Utah Municipal Power Agency</td> </tr> </table>	Statutory	Workers Compensation	\$ 2,000,000	Employers' Liability Maximum Limit of Indemnity Per Occurrence	\$ 4,000,000	Employers' Liability Maximum Limit of Indemnity Per Occurrence for all occurrences involving insured member Utah Municipal Power Agency	<table border="0"> <tr> <td style="text-align: center;">Statutory</td> <td style="text-align: center;">Workers Compensation</td> </tr> <tr> <td>\$ 2,000,000</td> <td>Employers' Liability Maximum Limit of Indemnity Per Occurrence</td> </tr> <tr> <td>\$ 4,000,000</td> <td>Employers' Liability Maximum Limit of Indemnity Per Occurrence for all occurrences involving insured member Utah Municipal Power Agency</td> </tr> </table>	Statutory	Workers Compensation	\$ 2,000,000	Employers' Liability Maximum Limit of Indemnity Per Occurrence	\$ 4,000,000	Employers' Liability Maximum Limit of Indemnity Per Occurrence for all occurrences involving insured member Utah Municipal Power Agency
Statutory	Workers Compensation													
\$ 2,000,000	Employers' Liability Maximum Limit of Indemnity Per Occurrence													
\$ 4,000,000	Employers' Liability Maximum Limit of Indemnity Per Occurrence for all occurrences involving insured member Utah Municipal Power Agency													
Statutory	Workers Compensation													
\$ 2,000,000	Employers' Liability Maximum Limit of Indemnity Per Occurrence													
\$ 4,000,000	Employers' Liability Maximum Limit of Indemnity Per Occurrence for all occurrences involving insured member Utah Municipal Power Agency													
Estimated Annual Payroll:	\$ 781,938,968 Total Payroll	\$ 828,689,735 Total Payroll												

Excess Workers' Compensation Coverage – Continued

	Present Coverage	Proposed Coverage
Rate Per \$100 Of Payroll:	\$ 0.1068	\$ 0.1148
Self Insured Retention:	• \$ 1,000,000 Per Occurrence	• \$ 1,000,000 Per Occurrence
Total Cost Including TRIA:	\$ 835,111.00 Deposit Premium \$ 5,000.00 Flat Charge for EL <u>Included TRIA Premium</u> \$ 840,111.00 Total Cost	\$ 951,336.00 Deposit Premium \$ 5,000.00 Flat Charge for EL <u>Included TRIA Premium</u> \$ 956,336.00 Total Cost
Minimum Premium:	\$ 798,355.00	N/A
Policy Auditable:	Yes	Yes
Conditions:	No Longer Applicable	<ul style="list-style-type: none"> • Only members listed on endorsements to the policy are covered. An endorsement will be issued monthly or quarterly depending on the number of member changes. Coverage is effective the date the member joins the fund. • New members that meet the historical underwriting guidelines of the trust may be added without prior approval by SN.
Indication Valid Until:	No Longer Applicable	January 1, 2022

See Disclaimer Page for Important Notices and Acknowledgement

Disclosures

This proposal of insurance is provided as a matter of convenience and information only. All information included in this proposal, including but not limited to personal and real property values, locations, operations, products, data, automobile schedules, financial data and loss experience, is based on facts and representations supplied to Alliant Insurance Services, Inc. by you. This proposal does not reflect any independent study or investigation by Alliant Insurance Services, Inc. or its agents and employees.

Please be advised that this proposal is also expressly conditioned on there being no material change in the risk between the date of this proposal and the inception date of the proposed policy (including the occurrence of any claim or notice of circumstances that may give rise to a claim under any policy which the policy being proposed is a renewal or replacement). In the event of such change of risk, the insurer may, at its sole discretion, modify, or withdraw this proposal, whether or not this offer has already been accepted.

This proposal is not confirmation of insurance and does not add to, extend, amend, change, or alter any coverage in any actual policy of insurance you may have. All existing policy terms, conditions, exclusions, and limitations apply. For specific information regarding your insurance coverage, please refer to the policy itself. Alliant Insurance Services, Inc. will not be liable for any claims arising from or related to information included in or omitted from this proposal of insurance.

Alliant embraces a policy of transparency with respect to its compensation from insurance transactions. Details on our compensation policy, including the types of income that Alliant may earn on a placement, are available on our website at www.alliant.com. For a copy of our policy or for any inquiries regarding compensation issues pertaining to your account you may also contact us at: Alliant Insurance Services, Inc., Attention: General Counsel, 701 B Street, 6th Floor, San Diego, CA 92101.

Analyzing insurers' over-all performance and financial strength is a task that requires specialized skills and in-depth technical understanding of all aspects of insurance company finances and operations. Insurance brokerages such as Alliant Insurance typically rely upon rating agencies for this type of market analysis. Both A.M. Best and Standard and Poor's have been industry leaders in this area for many decades, utilizing a combination of quantitative and qualitative analysis of the information available in formulating their ratings.

A.M. Best has an extensive database of nearly 6,000 Life/Health, Property Casualty and International companies. You can visit them at www.ambest.com. For additional information regarding insurer financial strength ratings visit Standard and Poor's website at www.standardandpoors.com.

Our goal is to procure insurance for you with underwriters possessing the financial strength to perform. Alliant does not, however, guarantee the solvency of any underwriters with which insurance or reinsurance is placed and maintains no responsibility for any loss or damage arising from the financial failure or insolvency of any insurer. We encourage you to review the publicly available information collected to enable you to make an informed decision to accept or reject a particular underwriter. To learn more about companies doing business in your state, visit the Department of Insurance website for that state.

NY Regulation 194

Alliant Insurance Services, Inc. is an insurance producer licensed by the State of New York. Insurance producers are authorized by their license to confer with insurance purchasers about the benefits, terms and conditions of insurance contracts; to offer advice concerning the substantive benefits of particular insurance contracts; to sell insurance; and to obtain insurance for purchasers. The role of the producer in any particular transaction typically involves one or more of these activities.

Compensation will be paid to the producer, based on the insurance contract the producer sells. Depending on the insurer(s) and insurance contract(s) the purchaser selects, compensation will be paid by the insurer(s) selling the insurance contract or by another third party. Such compensation may vary depending on a number of factors, including the insurance contract(s) and the insurer(s) the purchaser selects. In some cases, other factors such as the volume of business a producer provides to an insurer or the profitability of insurance contracts a producer provides to an insurer also may affect compensation.

The insurance purchaser may obtain information about compensation expected to be received by the producer based in whole or in part on the sale of insurance to the purchaser, and (if applicable) compensation expected to be received based in whole or in part on any alternative quotes presented to the purchaser by the producer, by requesting such information from the producer.

Other Disclosures / Disclaimers

FATCA:

The Foreign Account Tax Compliance Act (FATCA) requires the notification of certain financial accounts to the United States Internal Revenue Service. Alliant does not provide tax advice so please contact your tax consultant for your obligation regarding FATCA.

Claims Reporting:

Your policy will come with specific claim reporting requirements. Please make sure you understand these obligations. Contact your Alliant Service Team with any questions.

Other Disclosures / Disclaimers - Continued

Changes and Developments

It is important that we be advised of any changes in your operations, which may have a bearing on the validity and/or adequacy of your insurance. The types of changes that concern us include, but are not limited to, those listed below:

- Changes in any operations such as expansion to another states, new products, or new applications of existing products.
- Travel to any state not previously disclosed.
- Mergers and/or acquisition of new companies and any change in business ownership, including percentages.
- Any newly assumed contractual liability, granting of indemnities or hold harmless agreements.
- Any changes in existing premises including vacancy, whether temporary or permanent, alterations, demolition, etc. Also, any new premises either purchased, constructed or occupied
- Circumstances which may require an increased liability insurance limit.
- Any changes in fire or theft protection such as the installation of or disconnection of sprinkler systems, burglar alarms, etc. This includes any alterations to the system.
- Immediate notification of any changes to a scheduled of equipment, property, vehicles, electronic data processing, etc.
- Property of yours that is in transit, unless previously discussed and/or currently insured.

Certificates / Evidence of Insurance

A certificate is issued as a matter of information only and confers no rights upon the certificate holder. The certificate does not affirmatively or negatively amend, extend or alter the coverage afforded by a policy. Nor does it constitute a contract between the issuing insurer(s), authorized representative, producer or certificate holder.

You may have signed contracts, leases or other agreements requiring you to provide this evidence. In those agreements, you may assume obligations and/or liability for others (Indemnification, Hold Harmless) and some of the obligations that are not covered by insurance. We recommend that you and your legal counsel review these documents.

In addition to providing a certificate of insurance, you may be required to name your client or customer on your policy as an additional insured. This is only possible with permission of the insurance company, added by endorsement and, in some cases, an additional premium.

By naming the certificate holder as additional insured, there are consequences to your risks and insurance policy including:

- Your policy limits are now shared with other entities; their claims involvement may reduce or exhaust your aggregate limit.
- Your policy may provide higher limits than required by contract; your full limits can be exposed to the additional insured.
- There may be conflicts in defense when your insurer has to defend both you and the additional insured.

See Request to Bind Coverage page for acknowledgement of all disclaimers and disclosures.

Flood Offering

Flooding is a serious threat to both personal and commercial clients. Flooding can happen anywhere, not just zone referred to as high-risk areas (Special Flood Hazard Area). Your Alliant team is ready to explain how it works and the associated costs.

▪ Basic Facts

Congress created the NFIP in 1968 in response to the rising cost of taxpayer-funded disaster relief for flood victims and the increasing amount of damage caused by floods. The NFIP makes federally backed flood insurance available in communities that agree to adopt and enforce floodplain management ordinances to reduce future flood damage. The NFIP is self-supporting for the average historical loss year. This means that unless there is a widespread disaster, operating expenses and flood insurance claims are financed through premiums collected.

Commercial buildings or residential dwellings owned by commercial entities are considered commercial property. All others are residential dwellings

The [FEMA Summary for Commercial Property](#) and [FEMA Standard Summary of Coverage](#) provides information on the following:

- Types of Flood Insurance Coverage
- What is a Flood- “a General and temporary condition of partial or complete inundation of two or more acres of normally dry land area”...
- Deductibles – various options to meet your financial needs
- What is Covered and What is Not
- The valuation of the Property – Actual Cash Value or Replacement Cost

▪ Additional Information

- Flood Zones
 - <https://www.fema.gov/flood-zones>
- Excess Flood Insurance (contact your Producer for additional information)
 - Increased limits over the maximum flood limit provided by NFIP

▪ FEMA Glossary of Flood Terms

<https://www.fema.gov/national-flood-insurance-program/definitions>

If you do NOT wish to purchase flood insurance your signature is required below:

Signature: _____ Date: _____
Name Printed / Typed: _____
Company Name: _____

Optional Coverages

The following represents a list of insurance coverages that are not included in this proposal, but are optional and may be available with further underwriting information.

Note some of these coverages may be included with limitations or insured elsewhere. This is a partial listing as you may have additional risks not contemplated here or are unique to your organization.

- Crime / Fidelity Insurance
- Directors & Officers Liability
- Earthquake Insurance
- Employed Lawyers
- Employment Practices Liability
- Event Cancellation
- Fiduciary Liability
- Fireworks Liability
- Flood Insurance
- Foreign Insurance
- Garage Keepers Liability
- Kidnap & Ransom
- Law Enforcement Liability
- Media and Publishers Liability
- Medical Malpractice Liability
- Network Security / Privacy Liability and Internet Media Liability
- Pollution Liability
- Owned/Non-Owned Aircraft
- Owned Watercraft
- Special Events Liability
- Student Accident
- Volunteer Accidental Death & Dismemberment (AD&D)
- Workers' Compensation
- Workplace Violence

Glossary of Insurance Terms

Below are a couple of links to assist you in understanding the insurance terms you may find within your insurance coverages:

<http://insurancecommunityuniversity.com/UniversityResources/InsuranceGlossaryFREE.aspx>

<http://www.ambest.com/resource/glossary.html>

<http://www.irmi.com/online/insurance-glossary/default.aspx>



UTAH LOCAL GOVERNMENTS TRUST

APPL JPA Primary Claims Made Trustees Errors and Omissions

Insurance Indication 2022 – 2023

Presented by:

David Evans, Senior Vice President
Justin Swarbrick, First Vice President
Daniel Rettura, Assistant Account Manager

Alliant Insurance Services, Inc.
1301 Dove Street, Suite 200
Newport Beach, CA 92660
O 949 756 0271
F 619 699 0907

CA License No. 0C36861

www.alliant.com

Named Insured / Additional Named Insureds

Named Insured(s)

Utah Local Governments Trust (ULGT)

Additional Named Insured(s)

None reported

NAMED INSURED DISCLOSURE

- The first named insured is granted certain rights and responsibilities that do not apply to other policy named insureds and is designated to act on behalf of all insureds for making policy changes, receiving correspondence, distributing claim proceeds, and making premium payments.
- **Are ALL entities listed as named insureds?** Coverage is **not** automatically afforded to all entities unless specifically named. Confirm with your producer and service team that all entities to be protected are on the correct policy. Not all entities may be listed on all policies based on coverage line.
- Additional named insured is (1) A person or organization, other than the first named insured, identified as an insured in the policy declarations or an addendum to the policy declarations. (2) A person or organization added to a policy after the policy is written with the status of named insured. This entity would have the same rights and responsibilities as an entity named as an insured in the policy declarations (other than those rights and responsibilities reserved to the first named insured).
- Applies to Professional Liability, Pollution Liability, Directors & Officers Liability, Employment Practices Liability, Fiduciary Liability policies (this list not all inclusive). Check your Policy language for applicability. These policies provide protection to the Named Insured for claims made against it alleging a covered wrongful act. Coverage is not afforded to any other entities (unless specifically added by endorsement or if qualified as a “Subsidiary” pursuant to the policy wording) affiliated by common individual insured ownership or to which indemnification is otherwise contractually owed. If coverage is desired for affiliated entities or for contractual indemnities owed, please contact your Alliant Service Team with a full list of entities for which coverage is requested. With each request, include complete financials and ownership information for submission to the carrier. It should be noted, that the underwriter’s acceptance of any proposed amendments to the policy, including expansion of the scope of “Insureds” under the policy could result in a potential diminution of the applicable limits of liability and/or an additional premium charge.

Line of Coverage

Primary Claims Made Trustees Errors and Omissions Coverage

	Present Coverage	Proposed Coverage
INSURANCE COMPANY:	Lloyds of London Aspen Syndicate 4711 (100%)	Lloyds of London Aspen Syndicate 4711 (100%)
A.M. BEST RATING:	A (Excellent), Financial Size Category XV (\$2 Billion or greater) as of July 12, 2020 Aspen Syndicate: Not Rated	A (Excellent), Financial Size Category XV (\$2 Billion or greater) as of July 21, 2021 Aspen Syndicate: Not Rated
STANDARD & POOR'S RATING:	A+ (Strong) as of April 23, 2020 Aspen Syndicate: Not Rated	A+ (Strong) as of June 22, 2021 Aspen Syndicate: Not Rated
STATE STATUS:	Non-Admitted	Non-Admitted
COVERAGE TERM:	January 1, 2021 - January 1, 2022	January 1, 2021 - January 1, 2022
RETROACTIVE DATE:	January 1, 2007 for limit up to \$2,000,000 January 1, 2016 for limit up to \$1,000,000 excess of \$2,000,000	January 1, 2007 for limit up to \$2,000,000 January 1, 2016 for limit up to \$1,000,000 excess of \$2,000,000
COVERAGE:	Primary Claims Made Trustees Errors and Omissions	Primary Claims Made Trustees Errors and Omissions
LIMIT:	\$3,000,000 Any One Claim including Claims Expenses per Individual Organization. \$3,000,000 In the Aggregate including Claims Expenses Included in limit Breach of Confidentiality Included in limit Libel and Slander	\$3,000,000 Any One Claim including Claims Expenses per Individual Organization. \$3,000,000 In the Aggregate including Claims Expenses Included in limit Breach of Confidentiality Included in limit Libel and Slander

	Present Coverage		Proposed Coverage	
EXTENSIONS OF COVERAGE: (Including but not limited to)	\$3,000,000	One Direct Reinstatement*	\$3,000,000	One Direct Reinstatement*
*Subject to an additional premium equal to 100% of the annual premium	\$1,000,000	Additional Defense Limit	\$1,000,000	Additional Defense Limit
Sublimits are a part of and not in addition to the overall policy limit	\$ 250,000	Loss of Documents Sublimit	\$ 250,000	Loss of Documents Sublimit**
	\$3,000,000	Employment Practices Violation Sublimit** Any one claim including Claims Expenses / \$10,000,000 Aggregate	\$3,000,000	Employment Practices Violation Sublimit** Any one claim including Claims Expenses / \$10,000,000 Aggregate
DEDUCTIBLES: The Deductibles only apply to Loss incurred by the Organization or for which the Insured Individual is Indemnifiable. For Losses which the Individual Insured is not Indemnifiable by the Organization Nil Deductible(s) shall apply.	\$ 10,000	Any one claim including Claims Expenses	\$ 10,000	Any one claim including Claims Expenses
	\$ 100,000	Employment Practices Violation	\$ 100,000	Employment Practices Violation
ENDORSEMENTS AND EXCLUSIONS: (Including but not limited to)	<ul style="list-style-type: none"> • Fraud, dishonesty or criminal acts or omissions Exclusion • Actual or alleged failure by any Insured to make an accounting or profit and/or surplus Exclusion • Actual or alleged excessive or unwarranted fees or charges Exclusion • Domestic Partner Coverage Extension • Service of Suit • Innocent Insured – Coverage denials caused by one insured shall not affect coverage for the innocent insureds. 		Same as expiring	

	Present Coverage	Proposed Coverage
DEFENSE INSIDE/OUTSIDE THE LIMIT:	Inside the Limits except for the additional defense limit	Inside the Limits except for the additional defense limit
WHO HAS THE DUTY TO DEFEND:	Insurer	Insurer
ANNUAL COST:	\$33,000.00 Annual Premium <\$4,125.00> Commission Credit \$ 1,402.50 Surplus Lines Tax (4.25%) \$ 59.40 Stamping Fee (.18%) <hr/> \$30,336.90 Total Annual Cost	\$35,00.00 Annual Premium including commitionm credit and taxes and fees
TERRORISM:	1% of Allocated Premium included in Premium shown	1% of Allocated Premium included in Premium shown
	IMPORTANT NOTICE: THE NONADMITTED & REINSURANCE REFORM ACT (NRRRA) GOES INTO EFFECT ON JULY 21, 2011. ACCORDINGLY, SURPLUS LINES TAX RATES AND REGULATIONS ARE SUBJECT TO CHANGE WHICH COULD RESULT IN AN INCREASE OR DECREASE OF THE TOTAL SURPLUS LINES TAXES AND/OR FEES OWED ON THIS PLACEMENT. IF A CHANGE IS REQUIRED, WE WILL PROMPTLY NOTIFY YOU. ANY ADDITIONAL TAXES AND/OR FEES OWED MUST BE PROMPTLY REMITTED TO ALLIANT INSURANCE SERVICES, INC	IMPORTANT NOTICE: THE NONADMITTED & REINSURANCE REFORM ACT (NRRRA) GOES INTO EFFECT ON JULY 21, 2011. ACCORDINGLY, SURPLUS LINES TAX RATES AND REGULATIONS ARE SUBJECT TO CHANGE WHICH COULD RESULT IN AN INCREASE OR DECREASE OF THE TOTAL SURPLUS LINES TAXES AND/OR FEES OWED ON THIS PLACEMENT. IF A CHANGE IS REQUIRED, WE WILL PROMPTLY NOTIFY YOU. ANY ADDITIONAL TAXES AND/OR FEES OWED MUST BE PROMPTLY REMITTED TO ALLIANT INSURANCE SERVICES, INC
EXTENDED REPORTING PERIOD:	An optional discovery period is available based on the premium schedule shown here: <ul style="list-style-type: none"> • 1 year for 100% of the total premium paid • 2 years for 150% of the total premium paid • 3 years for 200% of the total premium paid 	An optional discovery period is available based on the premium schedule shown here: <ul style="list-style-type: none"> • 1 year for 100% of the total premium paid • 2 years for 150% of the total premium paid • 3 years for 200% of the total premium paid

	Present Coverage	Proposed Coverage
CHOICE OF LAW:	Utah	Utah
TERRITORIAL LIMITS: This insurance applies to any Wrongful Act which takes place anywhere in the world provided that Claim is first made against the Insured during the Policy Period (or Discovery Period, if purchased)	Anywhere in the World	Anywhere in the World
BINDING CONDITIONS:	No longer applicable	<ul style="list-style-type: none"> Signed and currently dated, "Request to Bind" form. (last page of proposal) Currently signed and dated Application Payment is due to Alliant within 20 days of binding
PROPOSAL DATE:	No longer applicable	November 16, 2021
INDICATION VALID UNTIL:	No longer applicable	December 31, 2021
CLAIMS REPORTING:	Robert Frey Alliant Insurance Services, Inc. 100 Pine Street, 11 th Floor San Francisco, CA 94111-5101 Phone: 415-403-1445 Fax : 415-402-0773 rfrey@alliant.com	Robert Frey Alliant Insurance Services, Inc. 100 Pine Street, 11 th Floor San Francisco, CA 94111-5101 Phone: 415-403-1445 Fax : 415-402-0773 rfrey@alliant.com

See Disclaimer Page for Important Notices and Acknowledgement

Disclosures

This proposal of insurance is provided as a matter of convenience and information only. All information included in this proposal, including but not limited to personal and real property values, locations, operations, products, data, automobile schedules, financial data and loss experience, is based on facts and representations supplied to Alliant Insurance Services, Inc. by you. This proposal does not reflect any independent study or investigation by Alliant Insurance Services, Inc. or its agents and employees.

Please be advised that this proposal is also expressly conditioned on there being no material change in the risk between the date of this proposal and the inception date of the proposed policy (including the occurrence of any claim or notice of circumstances that may give rise to a claim under any policy which the policy being proposed is a renewal or replacement). In the event of such change of risk, the insurer may, at its sole discretion, modify, or withdraw this proposal, whether or not this offer has already been accepted.

This proposal is not confirmation of insurance and does not add to, extend, amend, change, or alter any coverage in any actual policy of insurance you may have. All existing policy terms, conditions, exclusions, and limitations apply. For specific information regarding your insurance coverage, please refer to the policy itself. Alliant Insurance Services, Inc. will not be liable for any claims arising from or related to information included in or omitted from this proposal of insurance.

Alliant embraces a policy of transparency with respect to its compensation from insurance transactions. Details on our compensation policy, including the types of income that Alliant may earn on a placement, are available on our website at www.alliant.com. For a copy of our policy or for any inquiries regarding compensation issues pertaining to your account you may also contact us at: Alliant Insurance Services, Inc., Attention: General Counsel, 701 B Street, 6th Floor, San Diego, CA 92101.

Analyzing insurers' over-all performance and financial strength is a task that requires specialized skills and in-depth technical understanding of all aspects of insurance company finances and operations. Insurance brokerages such as Alliant Insurance typically rely upon rating agencies for this type of market analysis. Both A.M. Best and Standard and Poor's have been industry leaders in this area for many decades, utilizing a combination of quantitative and qualitative analysis of the information available in formulating their ratings.

A.M. Best has an extensive database of nearly 6,000 Life/Health, Property Casualty and International companies. You can visit them at www.ambest.com. For additional information regarding insurer financial strength ratings visit Standard and Poor's website at www.standardandpoors.com.

Our goal is to procure insurance for you with underwriters possessing the financial strength to perform. Alliant does not, however, guarantee the solvency of any underwriters with which insurance or reinsurance is placed and maintains no responsibility for any loss or damage arising from the financial failure or insolvency of any insurer. We encourage you to review the publicly available information collected to enable you to make an informed decision to accept or reject a particular underwriter. To learn more about companies doing business in your state, visit the Department of Insurance website for that state.

NY Regulation 194

Alliant Insurance Services, Inc. is an insurance producer licensed by the State of New York. Insurance producers are authorized by their license to confer with insurance purchasers about the benefits, terms and conditions of insurance contracts; to offer advice concerning the substantive benefits of particular insurance contracts; to sell insurance; and to obtain insurance for purchasers. The role of the producer in any particular transaction typically involves one or more of these activities.

Compensation will be paid to the producer, based on the insurance contract the producer sells. Depending on the insurer(s) and insurance contract(s) the purchaser selects, compensation will be paid by the insurer(s) selling the insurance contract or by another third party. Such compensation may vary depending on a number of factors, including the insurance contract(s) and the insurer(s) the purchaser selects. In some cases, other factors such as the volume of business a producer provides to an insurer or the profitability of insurance contracts a producer provides to an insurer also may affect compensation.

The insurance purchaser may obtain information about compensation expected to be received by the producer based in whole or in part on the sale of insurance to the purchaser, and (if applicable) compensation expected to be received based in whole or in part on any alternative quotes presented to the purchaser by the producer, by requesting such information from the producer.

Other Disclosures / Disclaimers

FATCA:

The Foreign Account Tax Compliance Act (FATCA) requires the notification of certain financial accounts to the United States Internal Revenue Service. Alliant does not provide tax advice so please contact your tax consultant for your obligation regarding FATCA.

Claims Reporting:

Your policy will come with specific claim reporting requirements. Please make sure you understand these obligations. Contact your Alliant Service Team with any questions.

Claims Made Policy:

This claims-made policy contains a requirement stating that this policy applies only to any claim first made against the Insured and reported to the insurer during the policy period or applicable extended reporting period. Claims must be submitted to the insurer during the policy period, or applicable extended reporting period, as required pursuant to the Claims/Loss Notification Clause within the policy in order for coverage to apply. Late reporting or failure to report pursuant to the policy's requirements could result in a disclaimer of coverage by the insurer.

Other Disclosures / Disclaimers - Continued

Changes and Developments

It is important that we be advised of any changes in your operations, which may have a bearing on the validity and/or adequacy of your insurance. The types of changes that concern us include, but are not limited to, those listed below:

- Changes in any operations such as expansion to another states, new products, or new applications of existing products.
- Travel to any state not previously disclosed.
- Mergers and/or acquisition of new companies and any change in business ownership, including percentages.
- Any newly assumed contractual liability, granting of indemnities or hold harmless agreements.
- Any changes in existing premises including vacancy, whether temporary or permanent, alterations, demolition, etc. Also, any new premises either purchased, constructed or occupied
- Circumstances which may require an increased liability insurance limit.
- Any changes in fire or theft protection such as the installation of or disconnection of sprinkler systems, burglar alarms, etc. This includes any alterations to the system.
- Immediate notification of any changes to a scheduled of equipment, property, vehicles, electronic data processing, etc.
- Property of yours that is in transit, unless previously discussed and/or currently insured.

Certificates / Evidence of Insurance

A certificate is issued as a matter of information only and confers no rights upon the certificate holder. The certificate does not affirmatively or negatively amend, extend or alter the coverage afforded by a policy. Nor does it constitute a contract between the issuing insurer(s), authorized representative, producer or certificate holder.

You may have signed contracts, leases or other agreements requiring you to provide this evidence. In those agreements, you may assume obligations and/or liability for others (Indemnification, Hold Harmless) and some of the obligations that are not covered by insurance. We recommend that you and your legal counsel review these documents.

In addition to providing a certificate of insurance, you may be required to name your client or customer on your policy as an additional insured. This is only possible with permission of the insurance company, added by endorsement and, in some cases, an additional premium.

By naming the certificate holder as additional insured, there are consequences to your risks and insurance policy including:

- Your policy limits are now shared with other entities; their claims involvement may reduce or exhaust your aggregate limit.
- Your policy may provide higher limits than required by contract; your full limits can be exposed to the additional insured.
- There may be conflicts in defense when your insurer has to defend both you and the additional insured.

See Request to Bind Coverage page for acknowledgement of all disclaimers and disclosures.

Optional Coverages

The following represents a list of insurance coverages that are not included in this proposal, but are optional and may be available with further underwriting information.

Note some of these coverages may be included with limitations or insured elsewhere. This is a partial listing as you may have additional risks not contemplated here or are unique to your organization.

- Directors & Officers Liability
- Earthquake Insurance
- Employed Lawyers
- Employment Practices Liability
- Event Cancellation
- Fiduciary Liability
- Fireworks Liability
- Flood Insurance
- Foreign Insurance
- Garage Keepers Liability
- Kidnap & Ransom
- Law Enforcement Liability
- Media and Publishers Liability
- Medical Malpractice Liability
- Network Security / Privacy Liability and Internet Media Liability
- Pollution Liability
- Owned/Non-Owned Aircraft
- Owned Watercraft
- Special Events Liability
- Student Accident
- Volunteer Accidental Death & Dismemberment (AD&D)
- Workers' Compensation
- Workplace Violence

Glossary of Insurance Terms

Below are a couple of links to assist you in understanding the insurance terms you may find within your insurance coverages:

<http://insurancecommunityuniversity.com/UniversityResources/InsuranceGlossaryFREE.aspx>

<http://www.ambest.com/resource/glossary.html>

<http://www.irmi.com/online/insurance-glossary/default.aspx>

\$1B									
\$750M									
\$500M									
\$250M									
								\$150M Tooele County Wendover Airport	
\$150M								\$100M St. George Airport	
\$100M									
\$75M									
\$50M									
\$25M									
\$20M			\$1B Agg Various Insurance Carries					\$50M Vernal Regional Airport	
\$15M									
\$10M				\$100M Agg Various Insurance Carriers					
\$9M									
\$8M									
\$7M									
\$6M									
\$5M									
\$4M									
\$3M									
\$2M	(\$9M xs \$1M SIR) Carrier- TBD	Statutory Limits \$2M (Employers) Carrier - TBD			\$2M Lloyd's - Per member subject to \$2M per member per agg \$40M program wide agg	\$2M per Condition Ironshore Specialty Insurance Co - (APIP)/ Agg - \$2,000,000 per named insured - \$25M policy Program Agg	\$5M Per Occurrence National Union Fire Ins. Co.	\$5M (All Other Airports) Commerce and Industry Insurance Company - AIG Deductible : NIL	\$3M E&O Agg Carrier - TBD
\$1M									
\$750K									
\$500K									
\$250K									
\$150K	SIR - TBD	\$1M SIR			\$50K for Members with less than \$250M in TIV \$100k Retention for Members with TIV over \$250M and \$250K Retention for Members greater than \$750M TIV				
\$100K			\$150K/Occ Deductible	\$150K/Occ Deductible			\$100K Deductible		
\$75K									
\$50K									
\$25K									
\$10K									\$10K Deductible
	Liability Reinsurance 1/1/22-7/1/23	Excess Workers' Compensation 1/1/22-1/1/23	APIP Property-Reinsurance 7/1/21-7/1/22	Boiler & Machinery 7/1/21-7/1/22	Cyber 7/1/21-7/1/22	Pollution 7/1/21-7/1/22	Crime 7/1/21-7/1/22	Airport Liability 7/1/21-7/1/22	Trustees E&O 1/1/22-1/1/23
Total Premium	Quotes Pending	Quotes Pending Incumbent Indication \$956,336	APIP Property-Reinsurance 7/1/21-7/1/22	Included in the Property Premium -	Included in the Property Premium	Included in the Property Premium	\$93,659.00	\$99,083.00	Quotes Pending Incumbent Indication \$35,000

*Note: Limits and Deductibles subject to policy. Various sub-limits and additional deductibles may apply.

Line of Business	Carrier Name	AM Best Rating	Standards and Poors
Excess Liability (Reinsurance Liability)	Safety National Casualty Corporation - Incumbent (Renewal Carrier TBD)	A+ +(Superior); XV (\$2 Billion or greater) (As of 11/11/20)	A+ as of 9/14/21
Excess Workers Compensation	Safety National Casualty Corporation - Incumbent (Renewal Carrier TBD)	A+ +(Superior); XV (\$2 Billion or greater) (As of 11/11/20)	A+ as of 9/14/21
APIP Property	Various (attached)	Attached	Attached
Boiler	Lexington Insurance Company	A (Excellent); XV (\$2 Billion or greater) (As of 08/19/2020)	A+ (as of 10/27/2020)
Cyber	Beazley Syndicate	A (Excellent); XIV (\$1.5 Billion to \$2 Billion) (As of 07/14/21)	A- as of 5/25/21
	Crum & Forster Specialty Insurance Company Liberty Surplus Insurance Corp	A (Excellent); XV (\$2 Billion or greater) (As of 06/29/21)	A as of 11/25/20
Pollution	Ironshore Specialty Insurance Company	A (Excellent); XV (\$2 Billion or greater) (As of 06/26/2020)	A (Strong) as of November 25, 2020
ACIP Crime	National Union Fire Insurance Company of Pittsburgh, PA (AIG)	A (Excellent); XV (\$2 Billion or greater) (As of 10/07/21)	A+ (Strong), Financial Security Verified on May 7th, 2021
Airport Liability	Commerce and Industry Insurance Company	A (Excellent); XV (\$2 Billion or greater) (As of 10/07/21)	A+ (Strong) as of October 27, 2020
Trust E&O	Lloyd's of London - Incumbent (Renewal Carrier TBD)	A (Excellent); XV (\$2 Billion or greater) (As of 07/21/21)	A+ as of 6/22/21

**Alliant Property Insurance Program
2021-2022 Policy Year
Schedule of Insurers (Proposed)**

Company	A.M. Best's I.D. #	A.M. Best's Guide Rating	Standard and Poor's	State of Alaska
Arch Specialty Insurance Company	012523	A+, Superior; Financial Size Category 15; \$2,000,000,000 to greater (As of 12/04/20)	A+ (As of 03/26/20)	Non-Admitted
Aspen Specialty Insurance Company	012630	A, Excellent; Financial Size Category 15; \$2,000,000,000 or greater (As of 04/30/21)	Not Rated (As of 05/18/21)	Non-Admitted
Ategrity Specialty Insurance Company	020603	A-, Excellent; Financial Size Category 8; \$100,000,000 to \$250,000,000 (As of 10/27/20)	Not Rated (As of 05/18/21)	Non-Admitted
Berkshire Hathaway Specialty Insurance Company	000864	A++ (Superior) Financial Size Category 15; \$2,000,000,000 or Greater (As of 12/09/20)	Not Rated (As of 05/18/21)	Admitted
Chubb Bermuda Insurance Ltd.	086361	A++ (Superior) Financial Size Category 15; \$2,000,000,000 or Greater (As of 12/17/20)	AA (As of 06/24/16)	Non-Admitted
Endurance Worldwide Insurance Limited	083234	A+, Superior; Financial Size Category 15; \$2,000,000,000 or greater (As of 08/14/20)	A+ (As of 04/26/18)	Non-Admitted
Evanston Insurance Co.	003759	A, Excellent; Financial Size Category 15; \$2,000,000,000 or Greater (As of 09/11/20)	A (As of 07/27/17)	Non-Admitted
Everest Indemnity Insurance Company	012096	A+, Superior; Financial Size Category 15; \$2,000,000,000 or greater (As of 05/07/21)	A+ (As of 12/22/15)	Non-Admitted
Fidelis Underwriting Limited	093764	A, Excellent; Financial Size Category 15; \$2,000,000,000 or greater (As of 06/03/20)	A- (As of 12/17/19)	Non-Admitted
Hallmark Specialty Insurance Co.	010838	A- u, (Excellent); Financial Size Category 8; \$100,000,000 to \$250,000,000 (As of 04/20/21)	Not Rated (As of 05/18/21)	Non-Admitted
Homeland Insurance Company of New York	010604	A+, Superior; Financial Size Category 15; \$2,000,000,000 or greater (As of 04/22/21)	Not Rated (As of 05/18/21)	Non-Admitted
International General Insurance Co.	091476	A (Excellent) Financial Size Category 4; \$250,000,000 to \$500,000,000 (As of 10/09/20)	A- (As of 03/31/15)	Non-Admitted

**Alliant Property Insurance Program
2021-2022 Policy Year
Schedule of Insurers (Proposed)**

Company	A.M. Best's I.D. #	A.M. Best's Guide Rating	Standard and Poor's	State of Alaska
Ironshore Specialty Insurance Company	013866	A, Excellent; Financial Size Category 15; \$2,000,000,000 or greater (As of 06/26/20)	A (As of 05/02/17)	Non-Admitted
Lancashire Insurance Company (UK) Ltd.	078390	A, Excellent; Financial Size Category 14; \$1,500,000,000 to \$2,000,000,000 (As of 09/22/20)	A- (As of 02/28/18)	Non-Admitted
Landmark American Insurance Co.	012619	A+, Superior; Financial Size Category 14; \$1,500,000,000 to \$2,000,000,000 (As of 10/29/20)	A+ (As of 04/18/18)	Non-Admitted
Lexington Insurance Company	002350	A, Excellent; Financial Size Category 15; \$2,000,000,000 or Greater (As of 08/19/20)	A+ (As of 10/27/20)	Non-Admitted
Liberty Mutual Fire Insurance Company	002282	A, Excellent; Financial Size Category 15; \$2,000,000,000 or Greater (As of 06/26/20)	A (As of 07/17/14)	Admitted
Lloyd's of London	085202	A, Excellent; Financial Size Category 15; \$2,000,000,000 or Greater (As of 07/15/20)	A+ (As of 06/14/19)	Non-Admitted
PartnerRe Ireland Insurance Ltd.	088621	A+ u, (Superior); Financial Size Category 15; \$2,000,000,000 or Greater (As of 05/12/21)	A+ (As of 08/07/20)	Non-Admitted
Princeton Excess & Surplus Lines Ins. Co.	012170	A+, Superior; Financial Size Category 15; \$2,000,000,000 or Greater (As of 07/17/20)	AA- (as of 12/22/06)	Non-Admitted
RSUI Indemnity Company	012603	A+, Superior; Financial Size Category 14; \$1,500,000,000 to \$2,000,000,000 (As of 10/29/20)	A+ (As of 04/18/18)	Admitted
QBE Specialty Insurance Company	012562	A, Excellent; Financial Size Category 15; \$2,000,000,000 or Greater (As of 03/11/21)	A+ (As of 01/30/18)	Non-Admitted
Westport Insurance Corporation	000347	A+, Superior; Financial Size Category 15; \$2,000,000,000 or Greater (As of 07/17/20)	AA- (As of 05/07/20)	Admitted

**Alliant Property Insurance Program
2021-2022 Policy Year
Schedule of Insurers (Proposed)**

Company	A.M. Best's I.D. #	A.M. Best's Guide Rating	Standard and Poor's	State of Alaska
XL Insurance America Inc.	002423	A+, Superior; Financial Size Category 15; \$2,000,000,000 or Greater (As of 09/29/20)	AA- (As of 11/19/18)	Admitted



State of the Market

Insurance Market Update & Factors Impacting the Market

November 10, 2021

Presented by:
Justin Swarbrick

Proprietary & Confidential

© 2021 Alliant Insurance Services, Inc. All rights reserved.

We are in unprecedented times...

We are in the midst of a pandemic that turned our lives upside down

Public trust has eroded

Community trust in law enforcement at historic lows

Social injustice has caused much angst among citizens and brought about protests pitting groups against each other

The trajectory of social inflation continues to rise steeply

Cyber breaches are impacting every sector

Natural catastrophes are now systemic



Market Conditions

Most challenging insurance market in decades

Most impacted coverage lines:



Property



Excess Liability

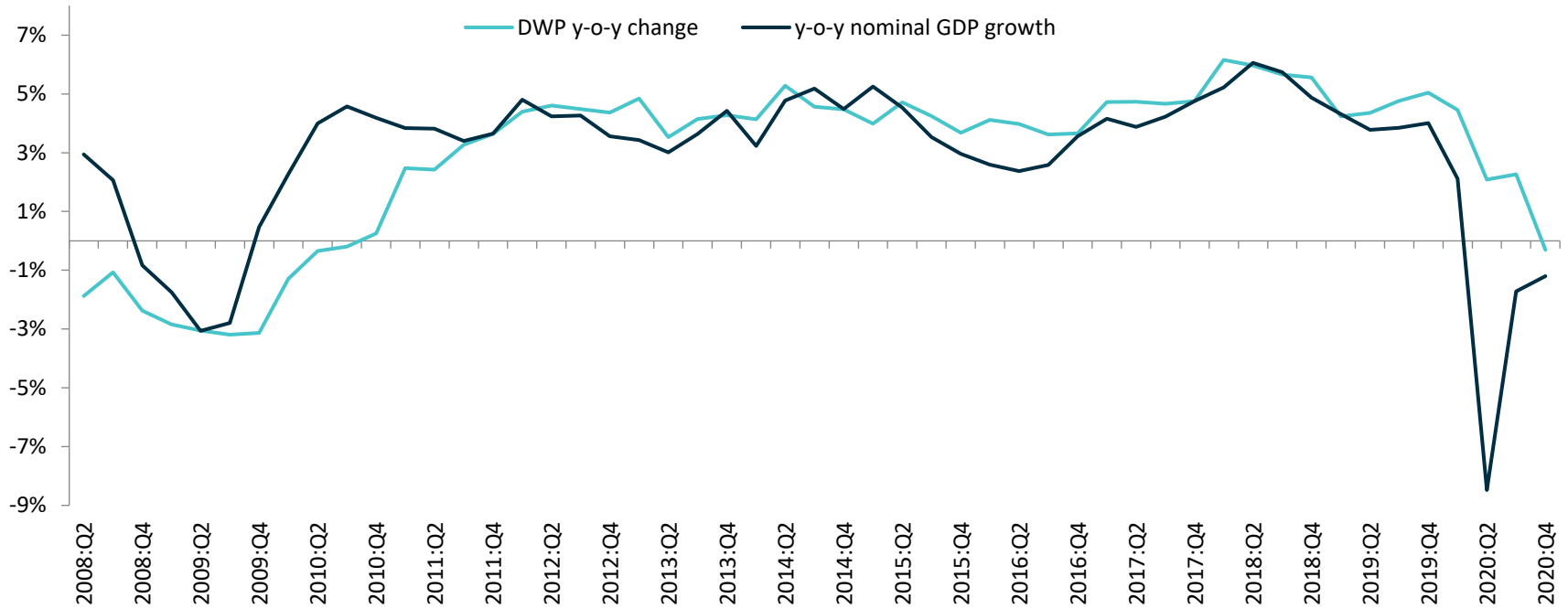


Cyber

- Liability capacity pull back and withdrawals have been significant over the past two years
- Property capacity has stabilized with new capital providers
- Cyber capacity is shrinking and particularly acute for certain industries (Public Entity)
- COVID-19 continues to create uncertainty around its impact on the industry as the Delta variant wave continues cause significant illness and death
- Insurers produced negligible profit in 2020 – \$83b in Global Insured CAT losses
- Workers Compensation remains stable but concerns remains around the development of presumptive legislation for Cancers, PTSD and etc.
- Historically low interest rates have hampered carrier investment returns
- An increased pattern of major property catastrophes such as hurricanes, typhoons, wildfires, etc. over the past 5 years. Is this the new norm?
- Consist increases in attritional property losses (fires, tornados, hail, wildfires)
- Social inflation driving up liability verdicts and settlements
- Litigation financing is driving large claims
- Ransomware cyber losses are systemic
- Industry is well capitalized – \$929B of surplus (all time high)
- New capital is being deployed

The Economy Drives P/C Insurance Industry Premiums

Direct Premium Growth (All P/C Lines) vs. Nominal GDP: Quarterly Y-o-Y Pct. Change

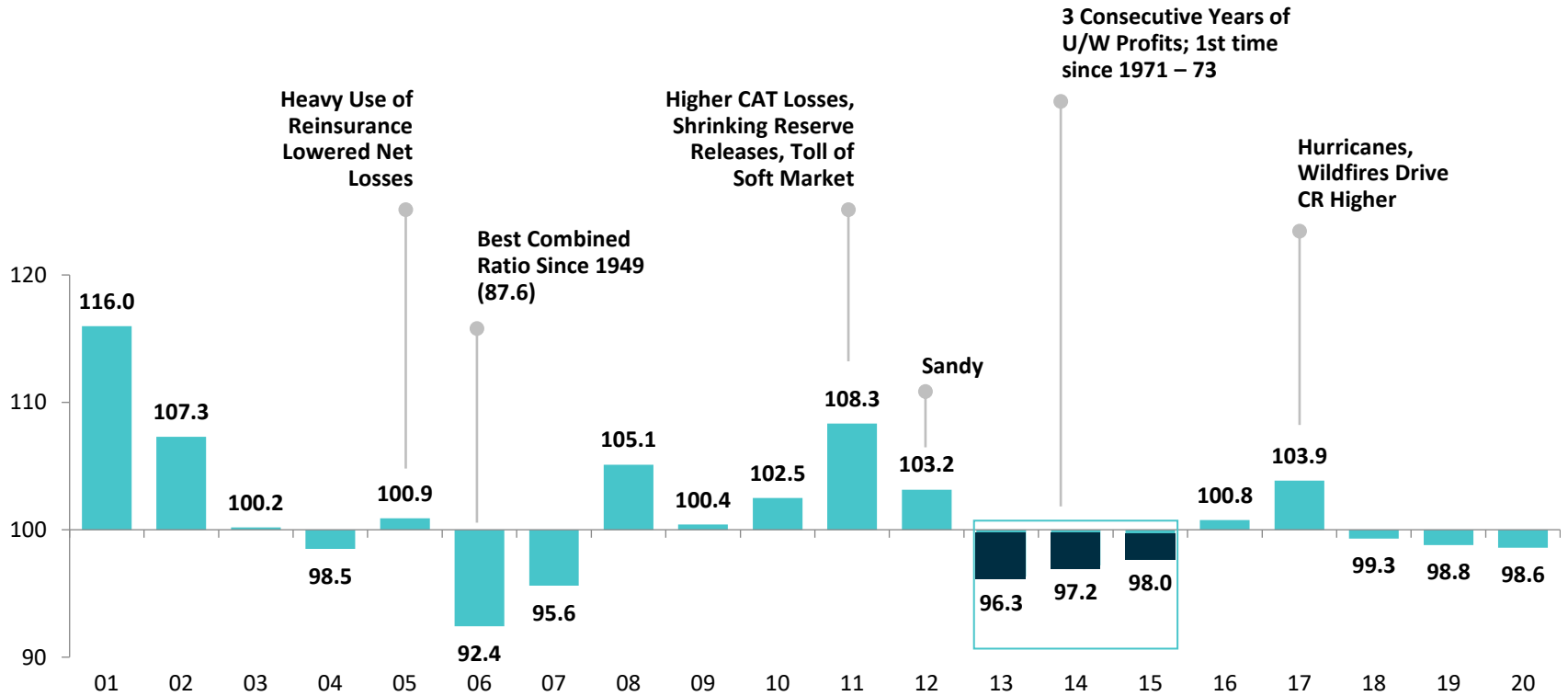


Economic Environment: Negative

Sources: NAIC data sourced through S&P Global Intelligence; Federal Reserve Bank of St. Louis (FRED); Insurance Information Institute.

Combined Ratio

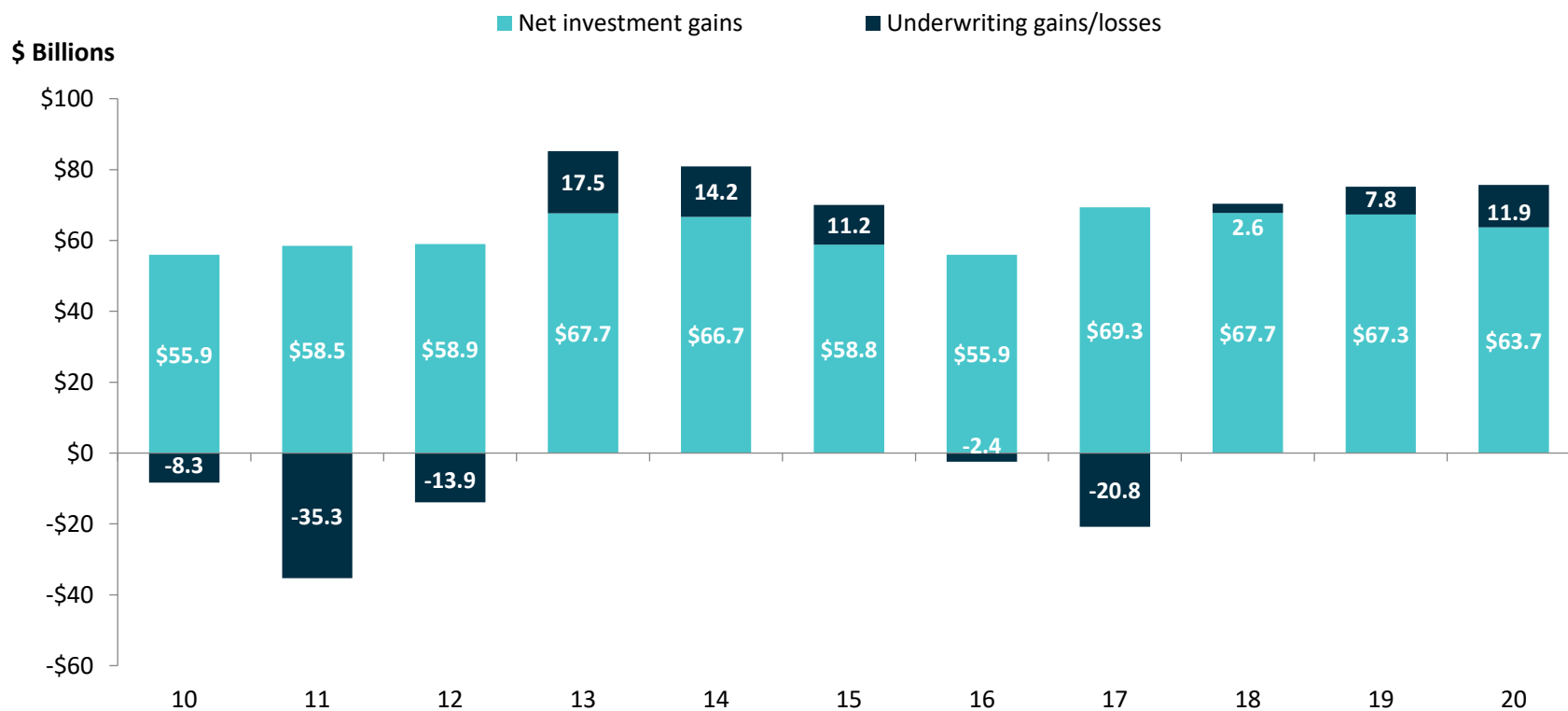
2001 – 2020 Yearly (All P/C Lines)



Combined Ratio: Neutral

Sources: NAIC data sourced through S&P Global Intelligence; Insurance Information Institute.

Carrier Profits

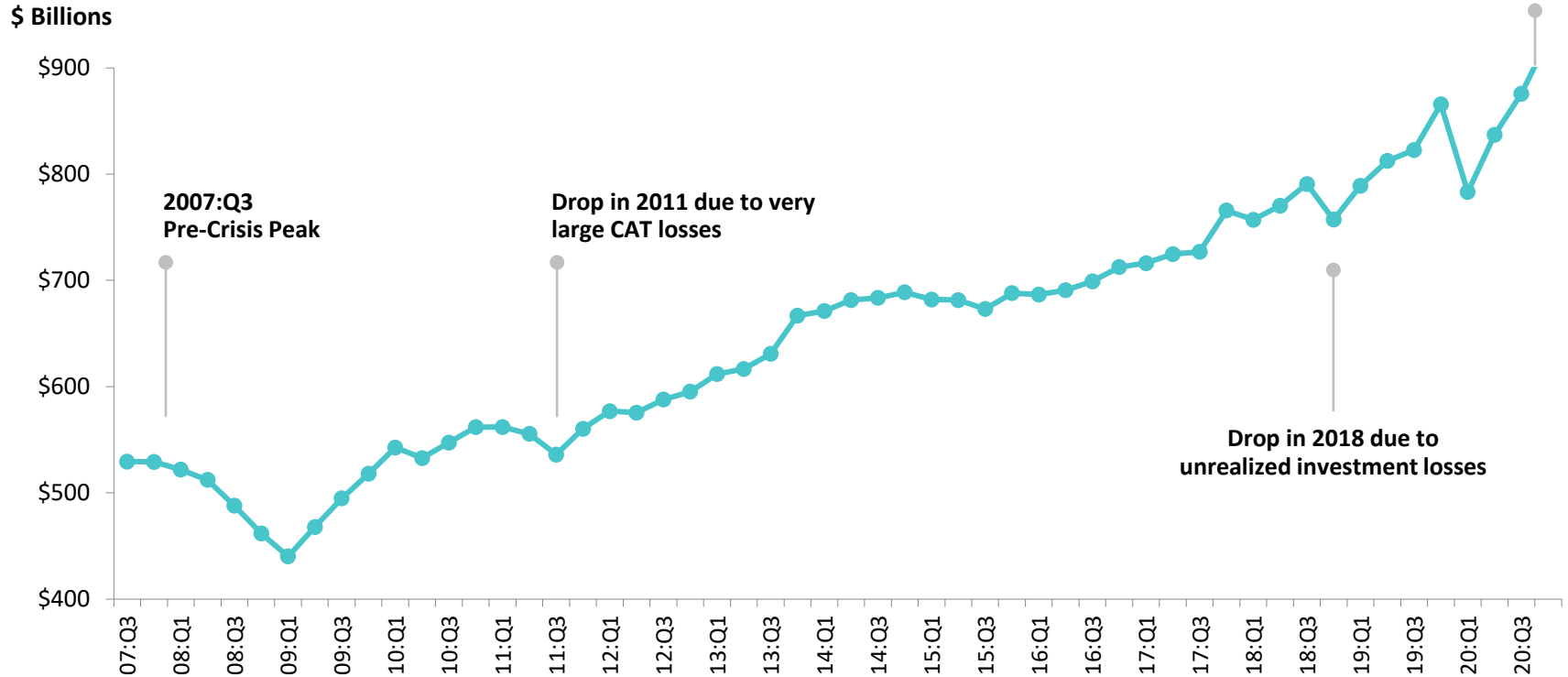


Lower investment income means UW income has to grow

Through fourth quarter. Not adjusted for inflation. Data are before taxes and exclude extraordinary items.
Source: NAIC data, sourced from S&P Global Market Intelligence.

Policyholder Surplus

2007–2020 Quarterly



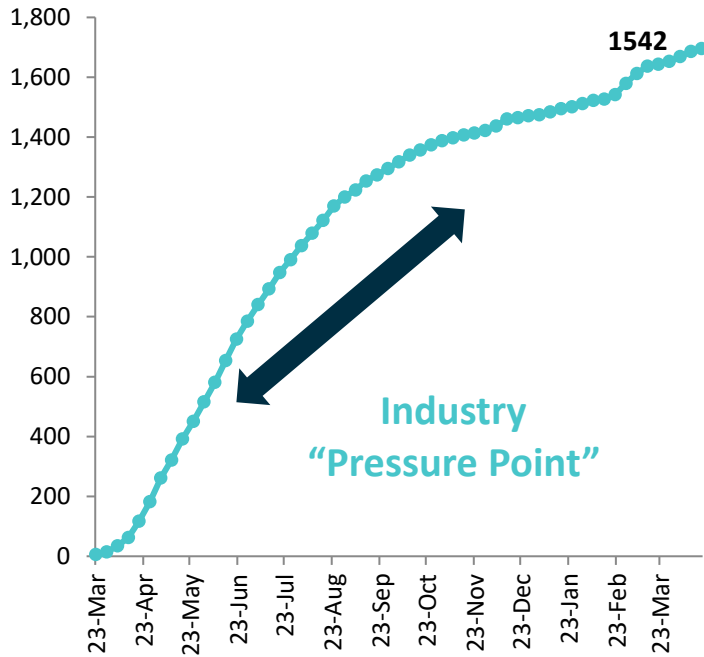
Policyholder Surplus: Positive

Sources: NAIC data sourced through S&P Global Intelligence; Insurance Information Institute.

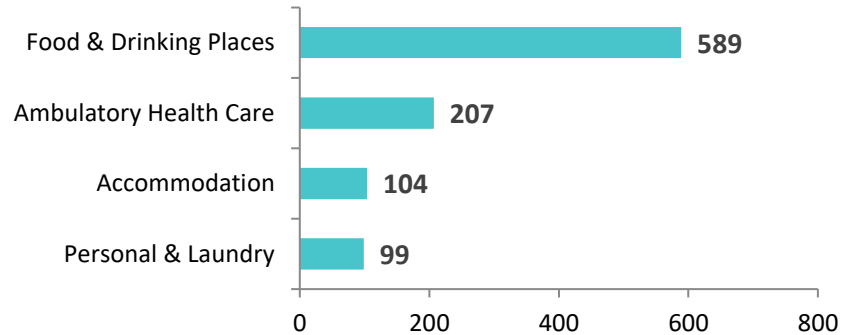
COVID Related Claims

Loss Estimates Circa \$60B to \$70B

Cumulative Filings



Who is Suing?



Insurer Defenses



No physical damage



Exclusion for loss due to virus or bacteria

Property Update



Capacity



- Carriers are still carefully managing their capacity deployment
- New market entrants creating solutions and drive competitiveness on programs for both challenged and non-challenged occupancies



Coverage



- Carriers are still aggressively looking to reduce the amount of manuscript/bespoke policy language
- Continued focus on exclusions for Communicable Disease and Cyber
- Certain occupancies and locations there remains focus on Strikes, Riots, and Civil Commotions



Retentions



- Carriers are continuing to challenge property retentions on specific classes of business
- Underwriters are also still pushing for percentage hail deductibles in hail prone states, with 2% becoming the standard



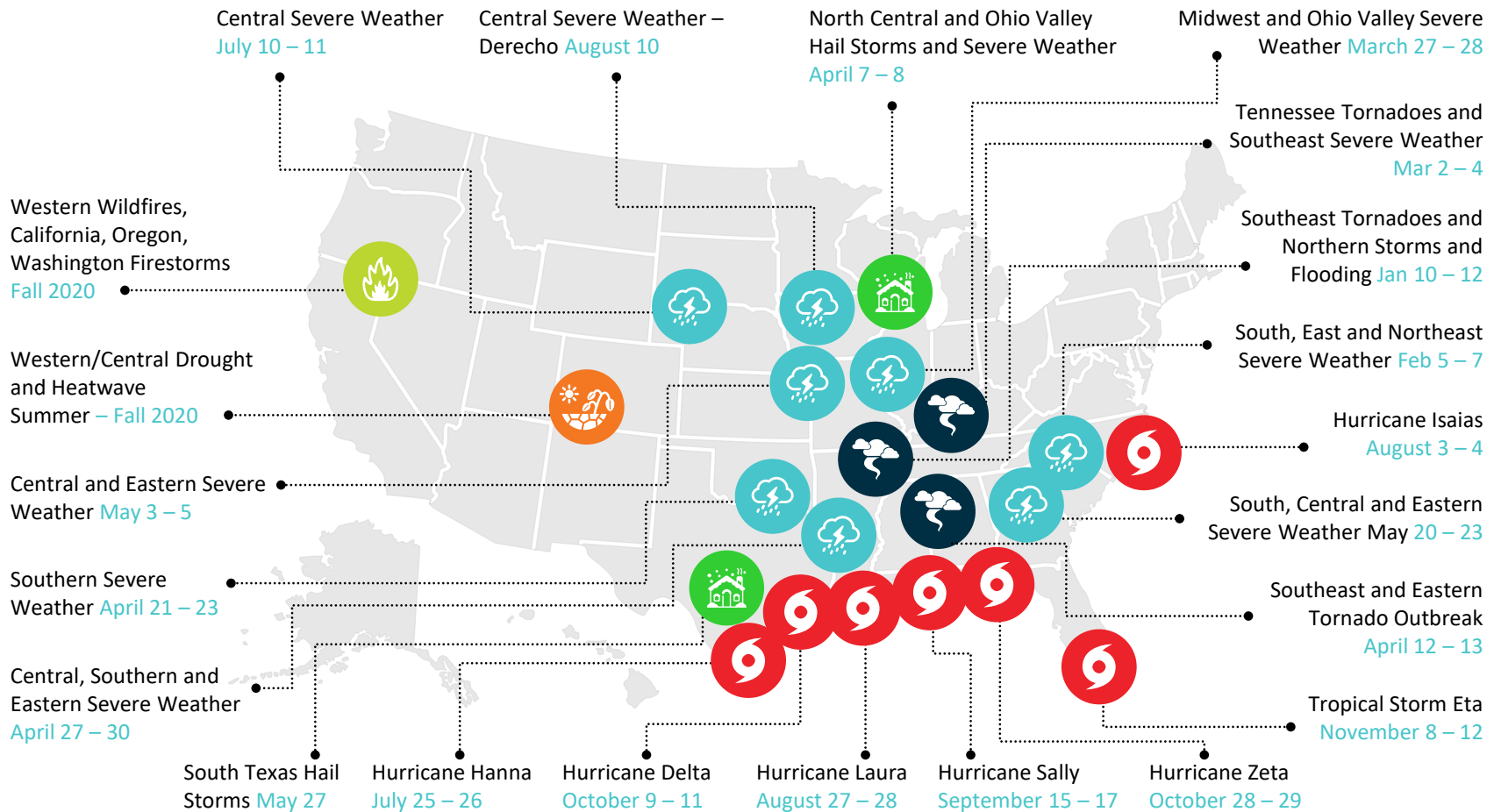
Rate continues to be moderating



- Rate continues to be moderating
- Most carriers have moved through multiple cycles of “book corrections” and now report levels of profitability
- Pricing on large shared/layered accounts see benefits from new markets/capacity
- Flat or single digit rate increases are still reserved for the most competitive accounts with good risk control and loss activity
- Tough occupancies and poor loss histories experiencing rate increases in the double digits, albeit not at the levels experienced throughout 2019 and 2020

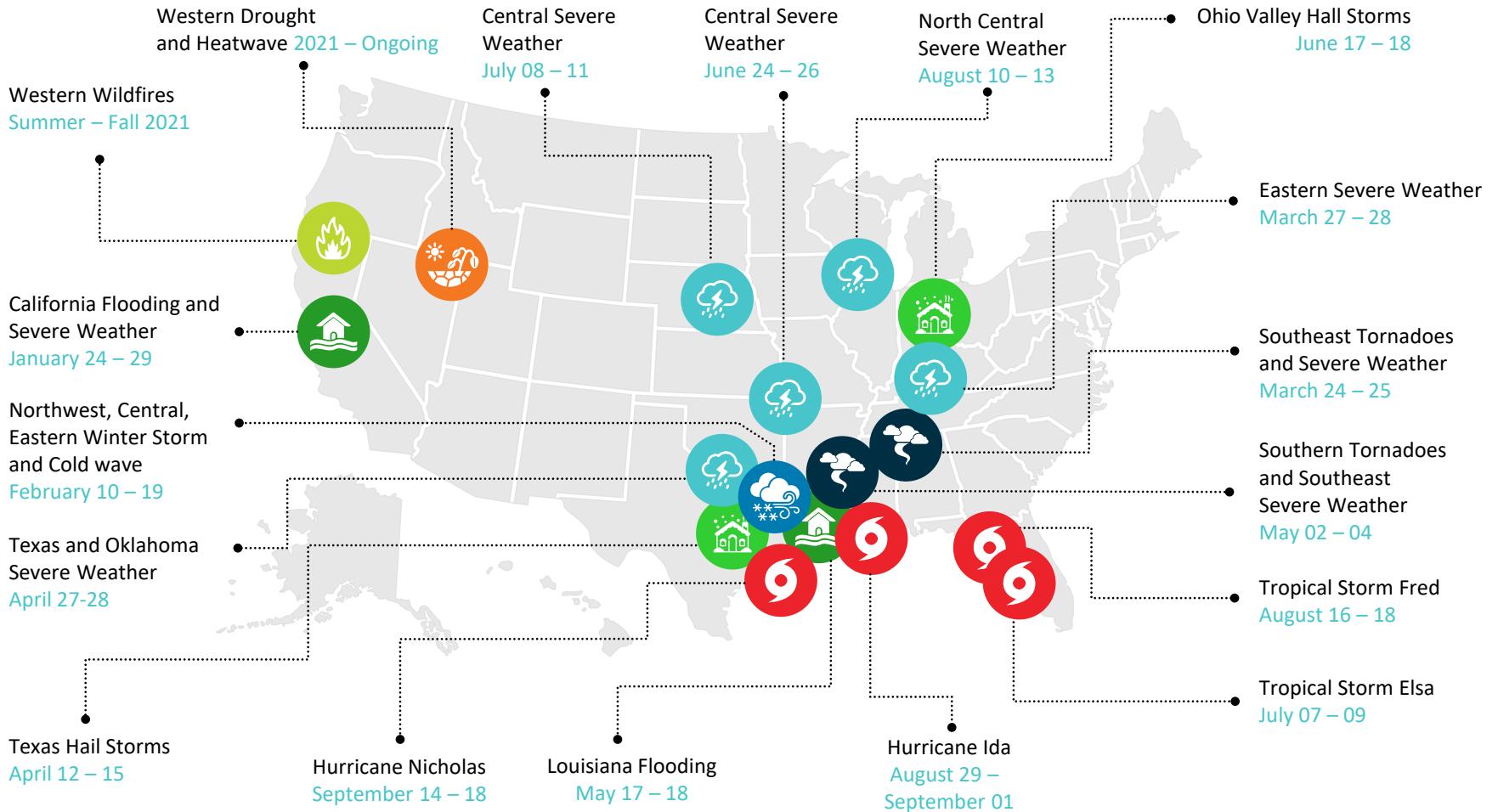
Major U.S Losses in 2020

U.S 2020 Billion-dollar Weather and Climate Disasters



Major U.S Losses To Date in 2021

U.S 2021 Billion-dollar Weather and Climate Disasters



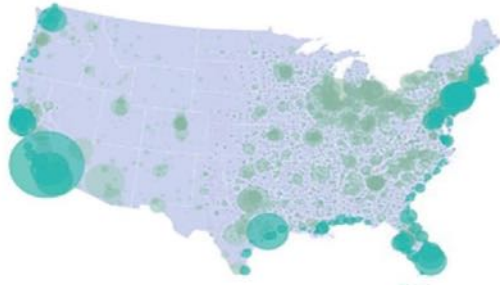
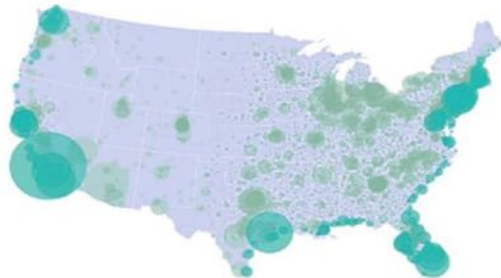
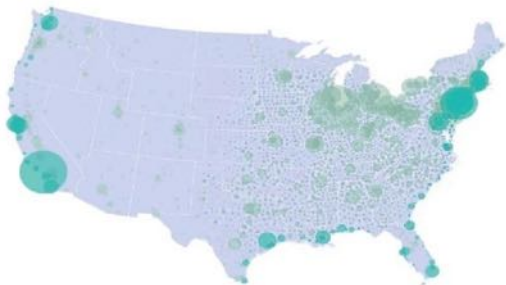
This map denotes the approximate location for each of the 18 separate billion-dollar weather and climate disasters that impacted the United States January-September 2021.

Population Growth and Bullseye Effect

1950

2000

2020




1950

1980

2010

2040



Rural
 Exurban
 Suburban
 Urban
 Tornado Scenario

After Ashley et al. (2014)

Recent CAT Losses

Hurricanes



Record-breaking
30 named storms
in 2020



\$30B+
in insured losses (US)



Wildfires



2020 wildfires set record
Burned over
9,000,000 acres



\$16B
in insured loss



Texas Freeze



Over **110** deaths
associated

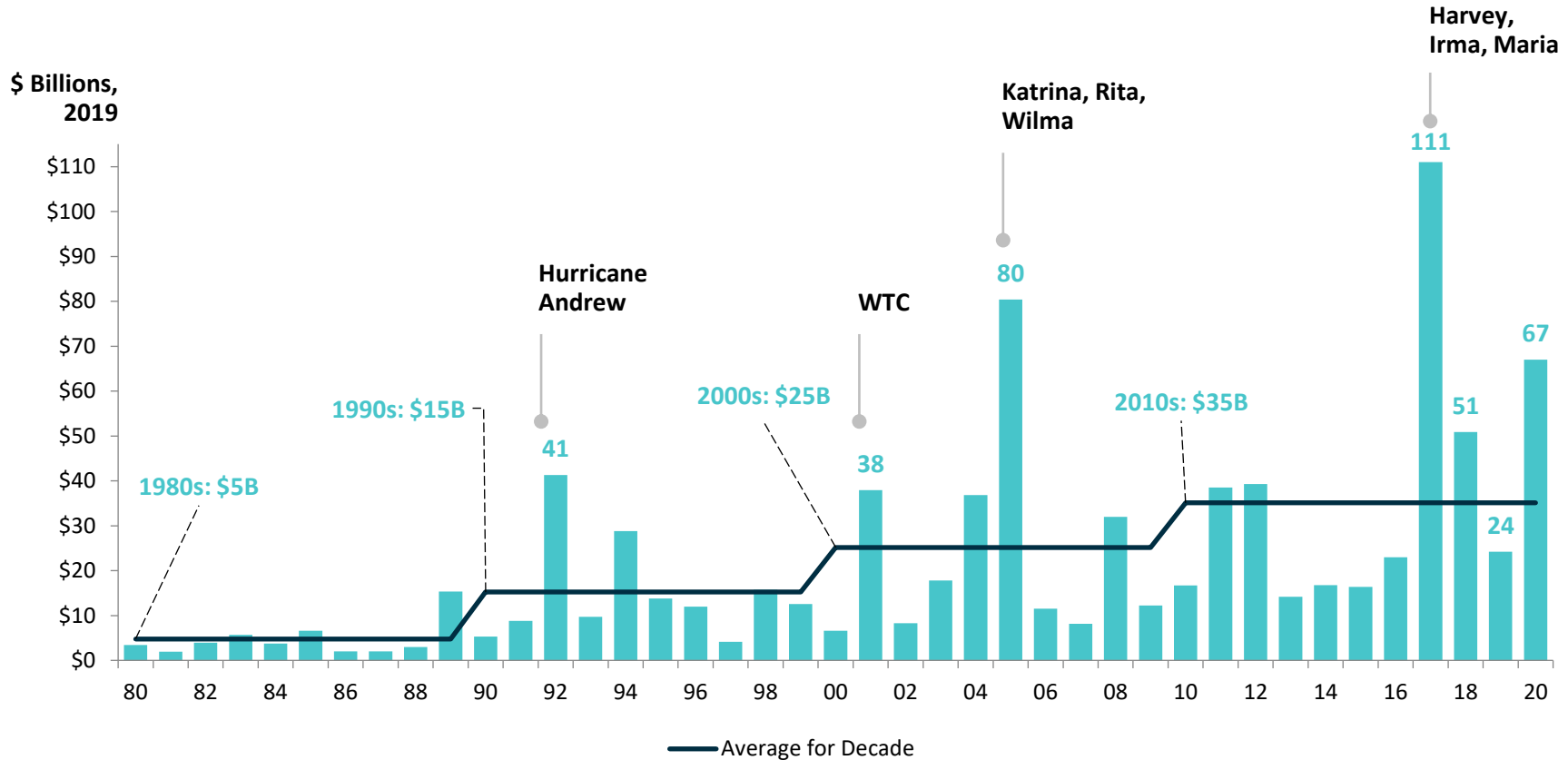


Estimated **\$20B+**
insured losses

Estimated to be the largest
Q1 loss record



U.S. Inflation-Adjusted Insured Cat Losses



Insured Cat Losses Are Increasing At An Alarming Rate – Nearly 700% Since 80’s

*Sources: Property Claims Service, a Verisk Analytics business; Insurance Information Institute.

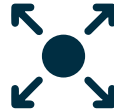
Casualty Update



General



- Umbrella and Excess Liability market remains challenging
- Significant Umbrella and Excess rate increases and coverage decreases remain common. Underwriting authority is shifting, causing some underwriting delays
- Auto Liability remain under rating pressure, exacerbated by a number of insurers exiting the auto liability market or declining to offer mono-line auto liability
- Workers' Compensation continues to exhibit consistency and stability
- Claims frequency and severity remains high driven by social inflation/nuclear verdicts and natural catastrophes



Capacity



- Capacity continues to be constrained for difficult risks
- New market entrants have very limited appetites, generally offering capacity in less challenged specialties.



Coverages



- There is an increased focus on clarifying or excluding certain coverage for chemicals, energy, communicable disease (COVID-19 specifically), abuse and molestation

Casualty Market Major Disruptors



Auto Liability

- Cost of Vehicles/ Technology
- Distractive Driving – Cell Phones
- Fatality Trends
- Frequency and Severity Trajectory



Workers Compensation

- Opioids
- Tele Medicine
- Aging Workforce
- Cancer & PTSD Presumption
- Workplace Violence
- Medical Cost Inflation
- COVID

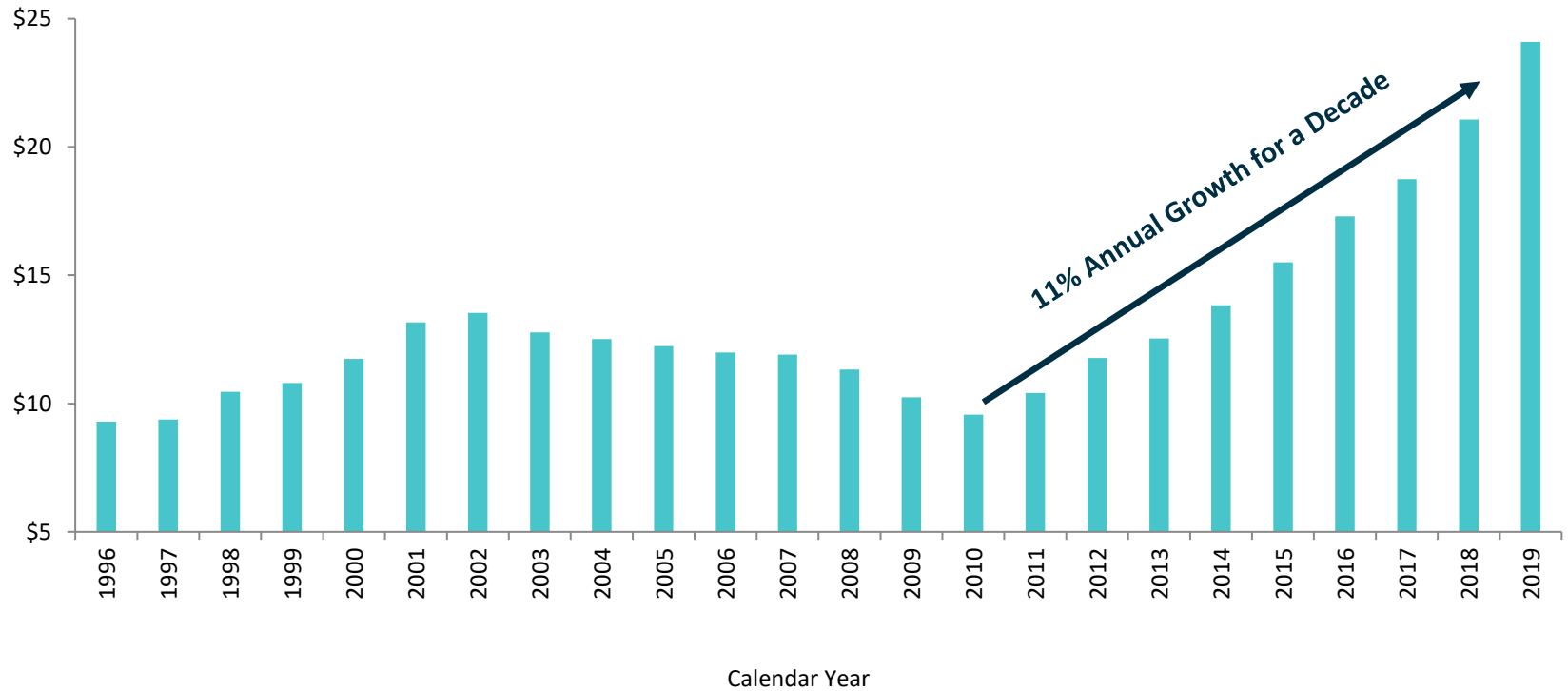


General Liability & Excess Liability

- Increase in Catastrophic Losses
- Litigation Financing
- Organized Plaintiff Bar
- Personal Injury Trends
- Punitive Damage Awards
- Aging Infrastructure
- Sexual Misconduct
- Excessive Force

Upward Trend in Liability Claims

Billions



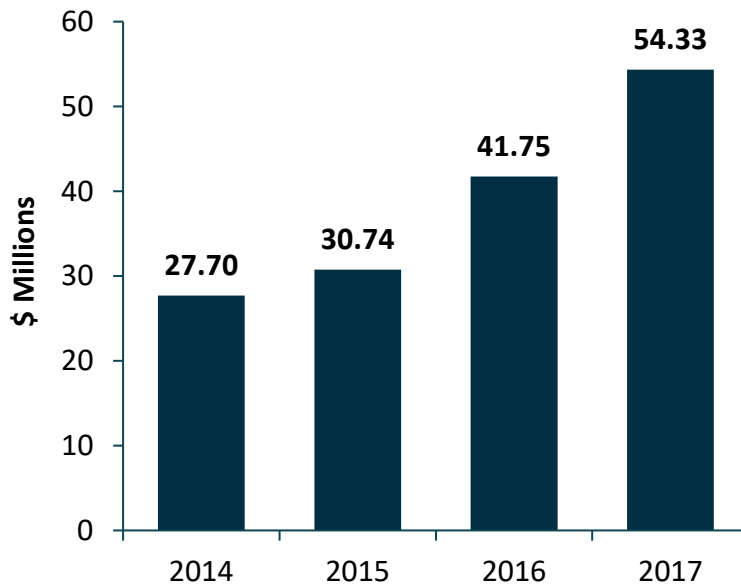
Sources: NAIC data sourced from S&P Market Intelligence; Insurance Information Institute.

The Changing Legal Environment



Anchoring: “Jackpot Justice”

Median, 50 Largest Jury Verdicts

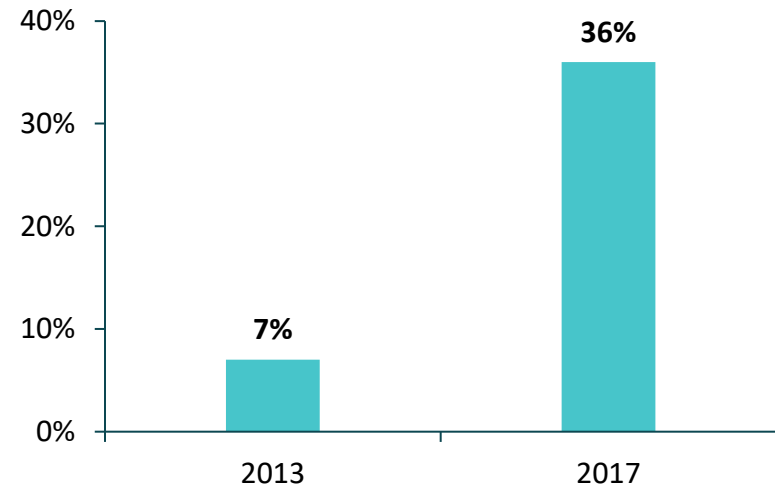


Litigation Financing

Percent of US Law Firms Using Litigation Financing

Litigation is a financeable asset.

– **68%** of US Law Firms



Hyper-Social Inflation



Social Inflation is a uniquely American phenomenon because the United States is the only country in the world that routinely uses jury trials for civil cases. Jurors have unconscious biases derived from the culmination of their life experiences.



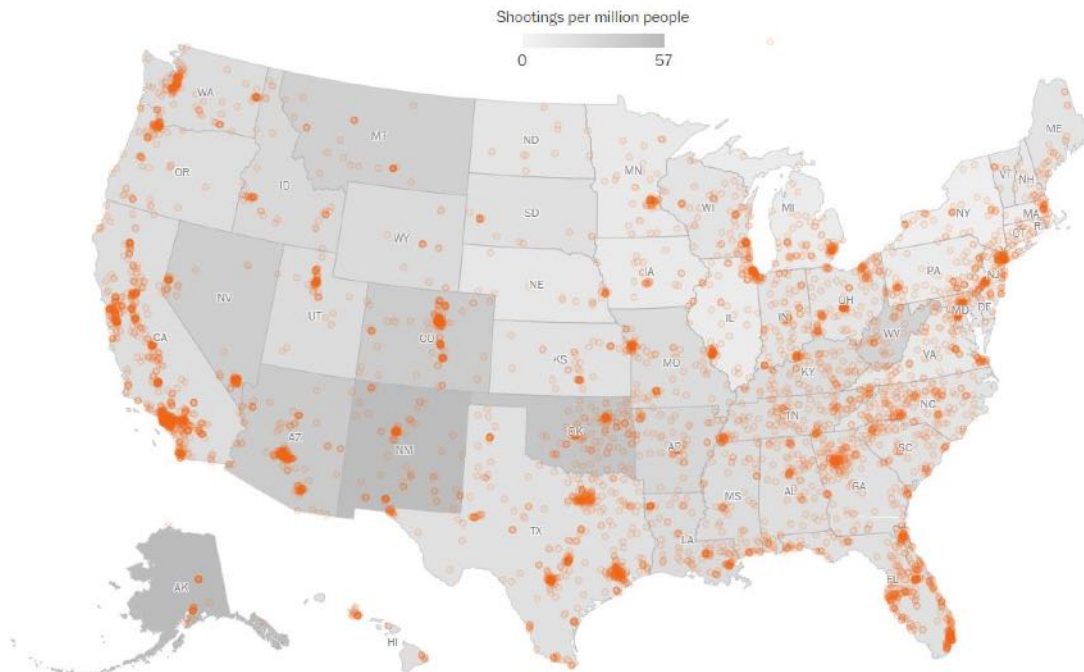
Loss Year	Description	Total Paid
2018	Sexual Abuse (Class Action)	\$500,000,000
2017	Sexual Abuse (Class Action)	\$215,000,000
2015	Methane Gas Leak	\$120,000,000
2015	Bus Shelter Collapse (Single Plaintiff)	\$115,000,000
2014	Child Abuse/Foster Care	\$113,400,000
2011	Police Shooting/Wrongful Death	\$97,000,000
2014	Dangerous Condition/Landslide	\$71,500,000
2016	Vehicle Accident/Fire Ambulance	\$65,750,000
2016	Wrongful Death	\$60,000,000
2015	Strip Search (Class Action)	\$53,000,000
2012	Dangerous Condition/Bridge Fire	\$50,000,000
2017	Vehicle Accident/Motorcycle vs Auto	\$46,000,000
2015	Vehicle Accident/Sherriff Vehicle	\$42,000,000
2011	Wrongful Conviction	\$40,000,000
2014	Dangerous Condition/Vehicle Accident	\$32,500,000
2015	Sexual Abuse	\$31,000,000
2016	Dangerous Condition/Vehicle Accident	\$30,000,000

Evolving: Officer Involved Shootings 2020

The Washington Post

The Washington Post is tracking this national figure best, with

999 in 2019
and
976 in 2020.



There are 290 shootings with unverified locations that are not shown on the map.

Sample Market Capacity Reductions



2015 (\$ Millions): **25**
2020 (\$ Millions): **5**



2015 (\$ Millions): **10**
2020 (\$ Millions): **5**



2015 (\$ Millions): **10**
2020 (\$ Millions): **5**



2015 (\$ Millions): **10**
2020 (\$ Millions): **2**



2015 (\$ Millions): **5**
2020 (\$ Millions): **5**



2015 (\$ Millions): **10**
2020 (\$ Millions): **5**



2015 (\$ Millions): **10**
2020 (\$ Millions): **10**



2015 (\$ Millions): **10**
2020 (\$ Millions): **2**



2015 (\$ Millions): **5**
2020 (\$ Millions): **5**



2015 (\$ Millions): **5**
2020 (\$ Millions): **3**



2015 (\$ Millions): **10**
2020 (\$ Millions): **5**



2015 (\$ Millions): **10**
2020 (\$ Millions): **5**



2015 (\$ Millions): **10**
2020 (\$ Millions): **5**



2015 (\$ Millions): **20**
2020 (\$ Millions): **10**



2015 (\$ Millions): **10**
2020 (\$ Millions): **5**



2015 (\$ Millions): **10**
2020 (\$ Millions): **5**

2015 (\$ Millions) Total

170

2020 (\$ Millions) Total

83

Cyber Conditions



Capacity



Carriers have been extremely conservative with their deployment of capacity. As an example, many cyber insurers have cut their available capacity from \$10 million down to \$5 million.



Coverage



Coverage generally remains intact for asset managers with mature information security programs and strong operational resilience. However, leading Primary carriers are pushing for 50% co-insurance provisions or other coverage restrictions for ransomware losses where companies are less secure.



Retentions



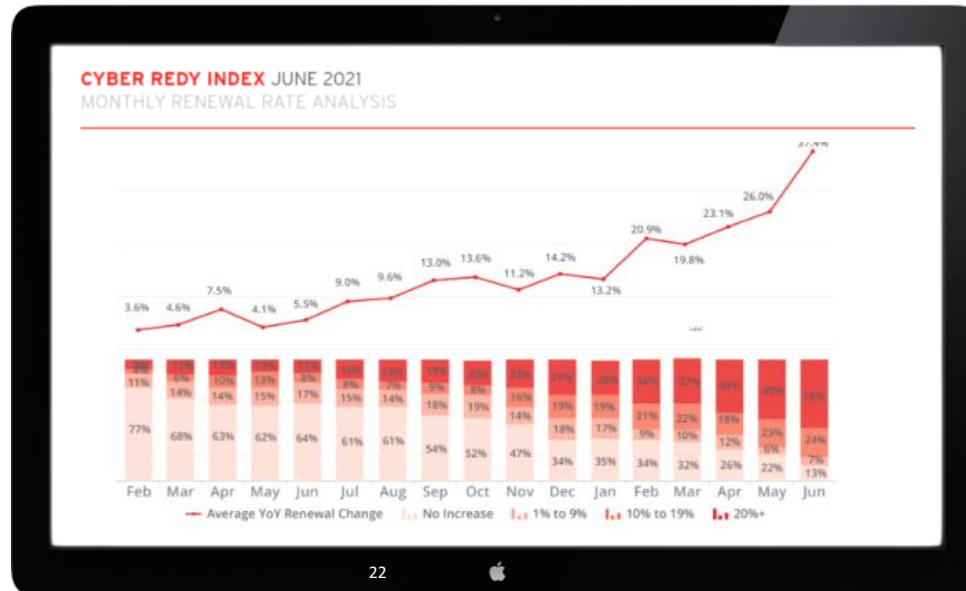
Excess markets are following Primary increases and in many cases are pushing for higher percentage increases on certain attachment points. Continued pressure on primary retentions and waiting periods for business interruption losses.



Pricing



Abrupt pricing correction due to the uptick in severity of claims. Market leaders have consistently secured primary increases of 40% – 50% on their renewals during 2021.



The Ransomware Epidemic



Ransomware surged in recent years, and there is no foreseeable slowdown. All industry segments were impacted. Manufacturing and professional services were particularly hard hit, followed closely by healthcare, education, and government entities.



Estimated global damage from ransomware.

2018	2019	2020
\$8 Billion	\$11.5 Billion	\$20 Billion

Recent Ransomware Losses



Colonial Pipeline was hit with a devastating cyberattack earlier this month that forced the company to shut down approximately 5,500 miles of pipeline in the United States, crippling gas delivery systems in Southeastern states. The FBI blamed the attack on DarkSide, a cybercriminal gang believed to be based in Eastern Europe, and Colonial reportedly paid a **\$5 million ransom** to the group.



JBS SA, a leading food company and the largest meat producer globally, had to shut down production at multiple sites worldwide following a cyberattack. The incident impacted multiple JBS production facilities worldwide over the weekend, including those from the United States, Australia, and Canada. The FBI attributed the attack to REvil, a Russian-speaking gang that has made some of the largest ransomware demands on record in recent months.



Royal Dutch Shell became the next victim of the Clop ransomware gang. The gang exfiltrated sensitive data from a Accellion file transfer service used by the oil giant and later leaked the stolen data online to prompt them to pay a ransom. Some of the leaked data included employee visa and passport information.



US based insurance giant **CNA** were victim of a ransomware attack using a new variant called Phoenix CryptoLocker, possibly linked to the Evil Corp hacking group. Sources familiar with the attack have told BleepingComputer that over 15,000 devices on their network were encrypted and remote employees logged into the VPN were also affected. It's been reported that CNA paid the **\$40 million demand** but the loss is likely to be north of \$100 million after business interruption and data restoration costs are taken into account.



Toward the Future

Liability Renewal Outlook



Excess liability continues to be a challenge



Specific Problem areas:

- Aggregate limits – Many carriers are looking to cap their exposure on pool programs
- Attachment point/Retentions are being closely examined
- Particular emphasis on Law Enforcement and Sexual Abuse/Misconduct coverages



Pricing expectations based on Q2 results for 2021 = +10% to +20% – based on losses



Engage incumbent carriers early to gain commitment on renewal

Property Renewal Outlook



**Increased scrutiny of data
(SOV, COPE, ITV with Increased
Construction Cost)**



**Increased retentions and caps
on certain types of exposure**

- Windstorm & Hail
- Strikes, Riots and Civil Commotion



**Rate increases expected
but tempered from 2021 –
+5% to +15% dependent on
loss experience**



**Underwriter submission
activity remains high –
imperative to engage early
and access global market**

Cyber Renewal Outlook



Leading insurers have indicated that renewals in 2022 will see:

- 25% to 35% increases, at a minimum, for “good” risks and most starting much higher
- Lower overall capacity deployment
- Increased per-claim, self-insured retentions across the board
- Increased waiting periods (i.e. time element deductible) before electronic business interruption (EBI) cover kicks in
- Potential coinsurance percentages added ransomware
- Further limitation on ransomware limit



Requirement to evidence security posture:

- MFA
- Data Backups
- Employee Education & Training Programs



Thank you!

Questions?

*Please contact us if you would like
a copy of this presentation.*



MINUTES OF THE DECEMBER 11th, 2020 at 11:30AM
Electronic Zoom Meeting
ADMINISTRATIVE BOARD MEETING
OF THE UTAH LOCAL GOVERNMENTS TRUST

Board Members Present:

- | | | |
|-------------------------|--------------------------------|-----------------------------|
| 1. Todd S. Beutler | 5. Mayor Stephanie L. Miller | 8. Bradley M. Powell |
| 2. Craig W. Buttars | 6. Commissioner Shawn B. Milne | 9. Pamela A. Roberts |
| 3. Mayor Robert M. Hale | 7. Mayor Kenneth F. Neilson | 10. Christopher F. Robinson |
| 4. Gary L. Hatch | | |

Staff Present:

Steven A. Hansen

General Counsel:

A. Craig Hale, Attorney at Law, Hale & Wood, LLP

1. ORDER

Board Chair, Gary Hatch called the meeting to order at 11:30am on Friday, December 11, 2020, online via Zoom.

2. MINUTES APPROVAL

Motion to approve the Minutes of the meeting of the Administrative Board of the Utah Local Governments Trust held October 23, 2020, was made by Mayor Kenneth Neilson and seconded by Bradley Powell. Motion passed unanimously.

3. CLOSED SESSION TO DISCUSS PENDING OR THREATENED LITIGATION

No closed session

4. RECOMMENDATION TO APPOINT SHAWN MILNE TO TRUST BOARD

Motion to appoint Commissioner Shawn Milne to the Trust Board effective immediately and until the annual board meeting was made by Chris Robinson and seconded by Craig Buttars. Commissioner Shawn Milne abstained from the vote. Motion passed unanimously.

5. PERFORMANCE METRICS

Steve Hansen reviewed details of each performance metric:

- a. Exhibit 1: Financial Snapshot
- b. Exhibit 2: Member Composition
- c. Exhibit 3: Market Penetration
- d. Exhibit 4: Membership Growth

- e. Exhibit 5: Claims Frequency Trend
- f. Exhibit 6: Claims Frequency
- g. Exhibit 7: Claims Severity
- h. Exhibit 8: Loss Prevention
- i. Exhibit 9: Balance Sheet
- j. Exhibit 10: Income Statement
- k. Claims Performance Overview

Motion to approve performance metrics and financial statements made by Bradley Powell and seconded by Mayor Kenneth Neilson. Motion passed unanimously.

6. PROFITABILITY

Steve Hansen reviewed the profitability analysis prepared by Taylor Walker Consulting Actuaries. A review of the performance by year, by line of coverage. Profitability of various lines combined with various lines to show benefit to members of pooled programs.

7. APPROVAL OF INVESTMENTS – APPENDIX FOR DETAIL

Steve Hansen reviewed the investment portfolio. Motion to approve investments was made by Bradley Powell and seconded by Mayor Kenneth Neilson. Motion passed unanimously.

8. APPROVAL OF DISBURSEMENTS – APPENDIX FOR DETAIL

Steve Hansen reviewed disbursement summary. Motion to approve the Trust Disbursements was made by Chris Robinson and seconded by Pamela Roberts. Motion passed unanimously.

9. OPPORTUNITY FOR PUBLIC TO COMMENT ON TENTATIVE BUDGET

No members of the public are present at the meeting.

10. APPROVAL OF 2021 BUDGET

Motion to approve the 2021 Budget was made by Pamela Roberts and seconded by Bradley Powell. Motion passed unanimously.

11. RATIFICATION OF APPROVAL OF REINSURANCE

Motion to ratify the approval of reinsurance and claims services was made by Pamela Roberts and seconded by Bradley Powell. Motion passed unanimously.

12. STATE OF THE MARKET

Steve Hansen reviewed the state of the market report provided by Alliant.

13. APPOINTMENT OF AUDITOR

Motion to approve the appointment of Squire & Company, PC to provide auditing services for The Trust for the years ending December 31, 2020 through 2024 was

made by Chris Robinson and seconded by Commissioner Shawn Milne. Motion passed unanimously.

14. ETHICS POLICY

Ethics policy previously adopted by board. Policy to be presented at next board meeting for ratification.

15. CONFLICT OF INTEREST POLICY

Steve Hansen indicated Trust will follow up to collect outstanding signed Conflict of Interest Policies.

16. OTHER BUSINESS

Steve Hansen indicated Trust will follow up to collect outstanding, required State Auditor Training verification, as well as signed Board Compensation Resolutions.

17. EXECUTIVE GOALS

Gary Hatch reviewed the recommendations of the Executive Committee as it pertains to the performance of Steve Hansen for 2020. Motion to accept the recommendations of the Executive Committee of a 2% cost of living increase and a one-time 5% performance incentive was made by Mayor Kenneth Neilson and seconded by Pamela Roberts. Motion passed unanimously.

18. MOTION TO ADJOURN

Motion to adjourn the December 11th, 2020 Administrative Board Meeting of the Utah Local Government's Trust at 12:51pm was made by Pamela Roberts and seconded by Mayor Robert Hale.

2021 TENTATIVE DATES AND TIMES

- Friday, March 26, 2021 – Board Meeting, 11:30am
- Thursday, May 13, 2021 – Annual Meeting, 9:00am
- Thursday, May 13, 2021 – Board Meeting, 1:30pm
- Friday, August 20, 2021 – Board Meeting, 11:30am
- Friday, October 22, 2021 – Board Meeting, 11:30am
- Friday, December 10, 2021 – Board Meeting 2:00pm, Dinner 5:00pm

Sincerely,



Steven A. Hansen, CEO



November 13, 2020

Steven Hansen
Utah Local Governments Trust
North Salt Lake, Utah

Dear Steven,

We are pleased that Utah Local Governments Trust (the Trust) is considering Squire & Company, PC to provide auditing services for the years ending December 31, 2020 through 2024.

We can provide quality audit services for the Trust, in the time frame required, as follows:

<u>Year Ending December 31,</u>	<u>Trust Audit and Related Services Fee</u>
2020	\$ 24,800
2021	25,500
2022	26,300
2023	27,100
2024	27,900

We have anticipated providing services for the Trust for five years. We will maintain our fee with an annual cost-of-living increase estimated at 3 percent each year. Our proposal anticipates moderate growth and no substantial changes in the Trust and audit and accounting and reporting standards. Our fees include travel and other audit related costs.

Respectfully,

A handwritten signature in black ink that reads "Squire & Company, PC". The signature is written in a cursive, flowing style.

Squire & Company, PC

UTAH LOCAL GOVERNMENTS TRUST

ETHICS POLICY

In support of the Trust's Mission Statement to deliver on its promise to protect members and their assets by being disciplined, innovative, and accountable, the Trust's Board of Directors, on behalf of the Utah Local Governments Trust hereby adopts this code of ethics, for itself and its employees, to do the following in fulfilling their roles and responsibilities:

- To make decisions that are unbiased, fair, and honest.
- To maintain high standards of personal and professional integrity, truthfulness, honesty, and fortitude in all activities to inspire confidence in the Trust by its members.
- To demonstrate loyalty to the interests of the Trust and its members as a whole that supersede any conflicting loyalty such as that to a board member's position with an individual member of the Trust.
- To accept responsibility for and to generate and carefully nurture respect for the truth, for fair dealing with others, for sensitivity to rights and responsibilities of citizens, and for the good of all Trust members as units of local government.
- To be responsible for performance and to never compromise honesty and integrity for advancement, honors or personal gain.
- To be sensitive to the expectations and values of the Trust's members.
- To avoid any interest or activity which is, or appears to be, in conflict with the conduct of official duties.
- To ensure that, in every instance, operations are conducted in accordance with applicable laws and regulations governing the Trust.
- To use only legal and ethical means when seeking to influence legislation or regulations and to issue no false or misleading statements to legislators or to the public.

UTAH LOCAL GOVERNMENTS TRUST

CONFLICT OF INTEREST POLICY

Article I Purpose

The purpose of the conflict of interest policy is to protect The Utah Local Governments Trust's (the "Organization") interest when it is contemplating entering into a transaction or arrangement that might benefit the private interest of an officer or director of the Organization, or might result in a possible excess benefit transaction. This policy is intended to supplement, but not replace, any applicable state and federal laws governing conflict of interest applicable to governmental entities.

Article II Definitions

1. Interested Person. Any director, principal officer, or member of a committee with governing board delegated powers, who has a direct or indirect financial interest, as defined below, is an interested person.

2. Financial Interest. A person has a financial interest if the person has, directly or indirectly, through business, investment, or family:

a. an ownership or investment interest in any entity with which the Organization has a transaction or arrangement;

b. a compensation arrangement with the Organization or with any entity or individual with which the Organization has a transaction arrangement; or

c. a potential ownership or investment interest in, or compensation arrangement with, any entity or individual with which the Organization is negotiating a transaction or arrangement.

Compensation includes direct and indirect remuneration as well as gifts or favors that are not substantial.

A financial interest is not necessarily a conflict of interest. Under Article III, Section 2, below, a person who has a financial interest may have a conflict of interest only if the appropriate governing board or committee decides that a conflict of interest exists.

Article III
Procedures

1. Duty to Disclose. In connection with any actual or possible conflict of interest, an interested person must disclose the existence of the financial interest and be given the opportunity to disclose all material facts to the directors and members of committees with governing board delegated powers considering the proposed transaction or arrangement.

2. Determining Whether a Conflict of Interest Exists. After disclosure of the financial interest and all material facts, and after any discussion with the interested person, he or she shall leave the governing board or committee meeting while the determination of a conflict of interest is discussed and voted upon. The remaining board or committee members shall decide if a conflict of interest exists.

3. Procedures for Addressing the Conflict of Interest.

a. An interested person may make a presentation at the governing board or committee meeting, but after the presentation, he or she shall leave the meeting during the discussion of, and the vote on, the transaction or arrangement involving the possible conflict of interest.

b. The chairperson of the governing board or committee shall, if appropriate, appoint a disinterested person or committee to investigate alternatives to the proposed transaction or arrangement.

c. After exercising due diligence, the governing board or committee shall determine whether the Organization can obtain with reasonable efforts a more advantageous transaction or arrangement from a person or entity that would not give rise to a conflict of interest.

d. If a more advantageous transaction or arrangement is not reasonably possible under circumstances not producing a conflict of interest, the governing board or committee shall determine by a majority vote of the disinterested directors whether the transaction or arrangement is in the Organization's best interest, for its own benefit, and whether it is fair and reasonable. In conformity with the above determination, it shall make its decision as to whether to enter into the transaction or arrangement.

4. Violations of the Conflicts of Interest Policy.

a. If the governing board or committee has reasonable cause to believe a member has failed to disclose actual or possible conflicts of interest, it shall inform the member of the basis for such belief and afford the member an opportunity to explain the alleged failure to disclose.

b. If, after hearing the member's response and after making further investigation as warranted by the circumstances, the governing board or committee determines the member has failed to disclose an actual or possible conflict of interest, it shall take appropriate disciplinary and corrective action.

Article IV
Records of Proceedings

The minutes of the governing board and all committees with board delegated powers shall contain:

a. The names of the persons who disclosed or otherwise were found to have a financial interest in connection with an actual or possible conflict of interest, the nature of the financial interest, any action taken to determine whether a conflict of interest was present, and the governing board's or committee's decision as to whether a conflict of interest in fact existed.

b. The names of the persons who were present for discussions and votes relating to the transaction or arrangement, the content of the discussion, including any alternatives to the proposed transaction or arrangement, and a record of any votes taken in connection with the proceedings.

Article V
Compensation

a. A voting member of the board who receives compensation, directly or indirectly, from the Organization for services is precluded from voting on matters pertaining to that member's compensation.

b. A voting member or any committee whose jurisdiction includes compensation matters and who receives compensation, directly or indirectly, from the Organization for services is precluded from voting on matters pertaining to that member's compensation.

c. No voting member of the governing board or any committee whose jurisdiction includes compensation matters and who receives compensation, directly or indirectly, from the Organization, either individually or collectively, is prohibited from providing information to any committee regarding compensation.

Article VI
Annual Statements

Each director, principal officer and member of a committee with governing board delegated powers shall annually sign a statement which affirms such person:

a. Has received a copy of the conflicts of interest policy;

- b. Has read and understands the policy;
- c. Has agreed to comply with the policy; and
- d. Understands the Organization is a governmental entity, and that there could be criminal consequences for failure to properly address conflict of interest situations.

Article VII
Periodic Reviews


To ensure the Organization operates in a manner consistent with purposes, periodic reviews shall be conducted. The periodic reviews shall, at a minimum, include the following subjects:

- a. Whether compensation arrangements and benefits are reasonable, based on competent survey information, and the result of arm's length bargaining.
- b. Whether partnerships, joint ventures, and arrangements with management organizations conform to the Organization's written policies, are properly recorded, reflect reasonable investment or payments for goods and services, further charitable purposes and do not result in inurement, impermissible private benefit, or in an excess benefit transaction.

Article VIII
Use of Outside Experts

When conducting the periodic reviews as provided for in Article VII, above, the Organization may, but need not, use outside advisors. If outside experts are used, their use shall not relieve the governing board of its responsibility for ensuring periodic reviews are conducted.

The foregoing Conflict of Interest Policy was adopted by unanimous consent of the Directors on the 16th of December, 2011.



Steven A. Hansen, CEO

UTAH LOCAL GOVERNMENTS TRUST

CONFLICT OF INTEREST STATEMENT

Pursuant to Article VI of the Utah Local Governments Trust’s Conflicts of Interest Statement,
the undersigned hereby states that he/she:

- a. Has received a copy of the conflicts of interest policy;
- b. Has read and understands the policy;
- c. Has agreed to comply with the policy; and
- d. Understands that the Utah Local Governments Trust is a governmental entity, and that there could be criminal consequences for failure to properly address conflict of interest situations.

Date

(print name)